

# SFWMD FY2013 First Budget Public Hearing

September 13, 2012  
5:15 PM

# Tentative Millage Rates & Budget

Millage Levy	FY2013 Tentative Rates	Rolled Back Rates	% Below Rolled Back Rates
District-at-Large	0.1757	0.1757	0.00%
Okeechobee Basin	0.1919	0.1919	0.00%
Everglades Construction Project	0.0613	0.0613	0.00%
Big Cypress Basin	0.1633	0.1638	-0.31%

**Tentative Budget: \$567,278,838**



# Combined Basin Millage Rates

## Okeechobee Basin

## Millage Rates

District-at-Large	0.1757
Okeechobee Basin	0.1919
Everglades Construction Project	<u>0.0613</u>
<b>Total Combined Millage Rate</b>	<b>0.4289*</b>

*\*Represents \$42.89 per \$100,000 of taxable value*

## Big Cypress Basin

## Millage Rates

District-at-Large	0.1757
Big Cypress Basin	<u>0.1633</u>
<b>Total Combined Millage Rate</b>	<b>0.3390**</b>

*\*\*Represents \$33.90 per \$100,000 of taxable value*



# Ad Valorem Revenue Comparison

4

FY2013 Tentative	\$268.1M
FY2012 Adopted	<u>\$270.7M</u>
Change:	(\$2.6M) or (0.95%)

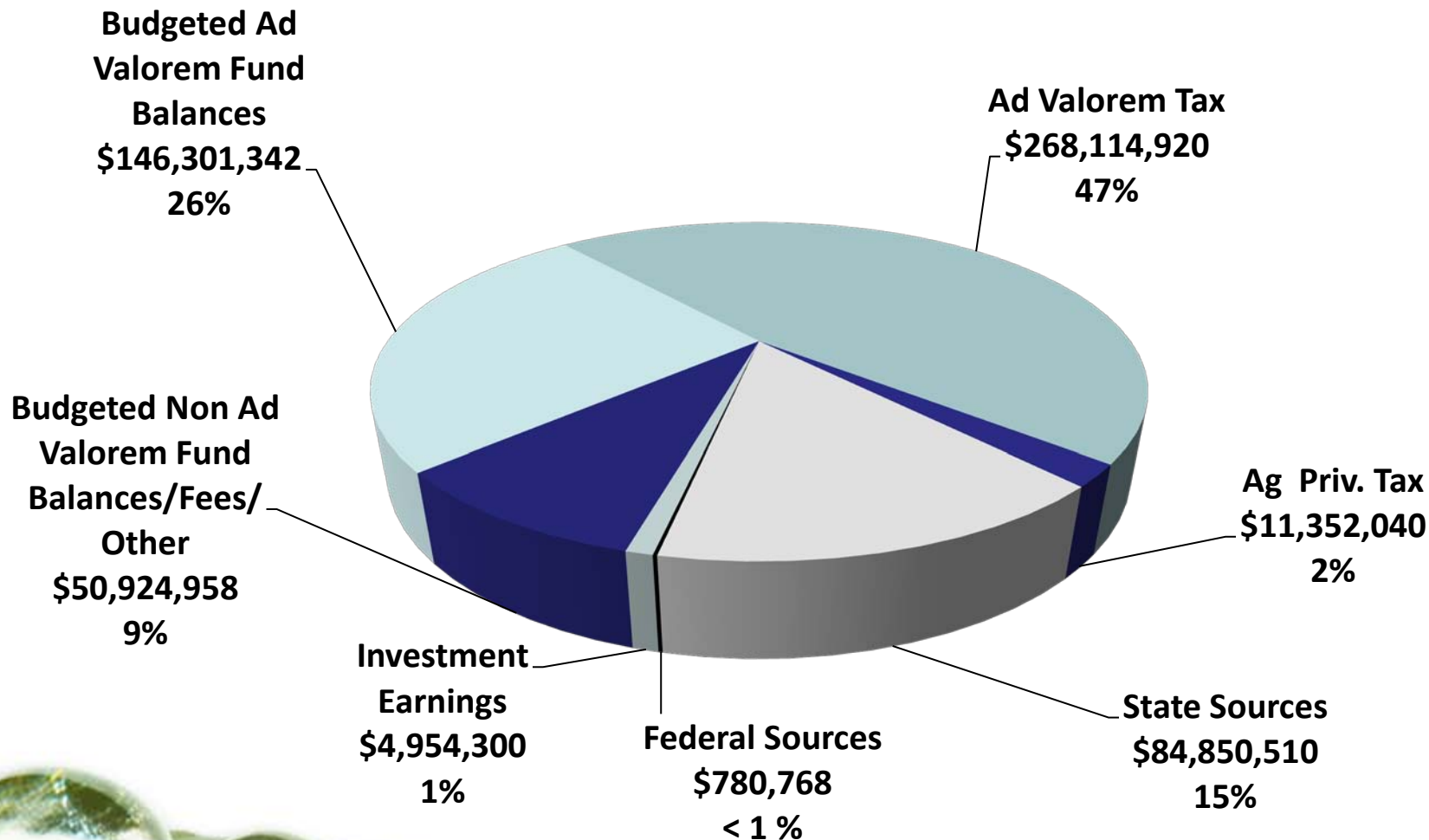


# FY13 Sample Palm Beach County TRIM Notice

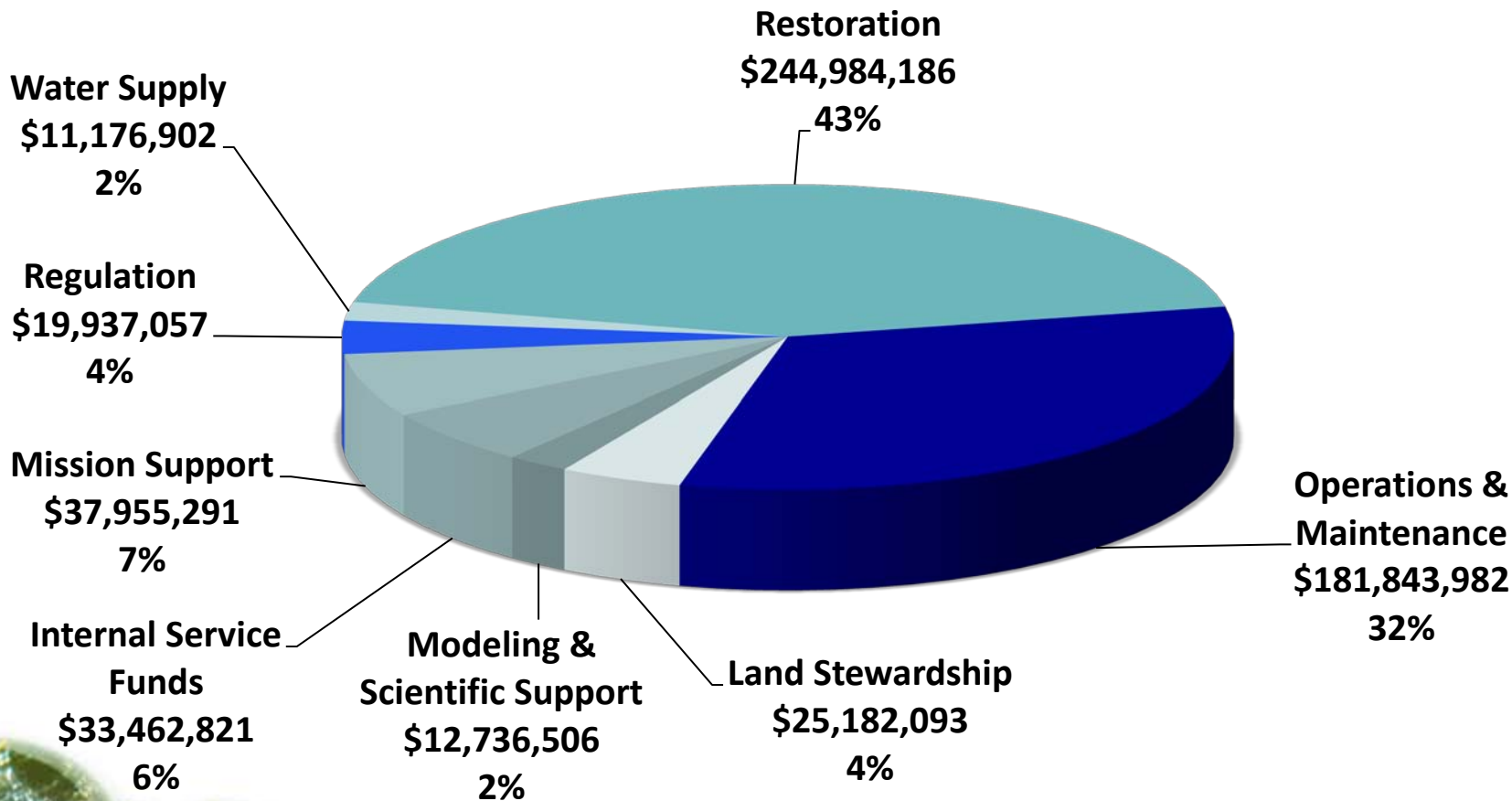
(Taxable Value = \$198,754; School Taxable Value = \$223,754)

Taxing Authority	Millage	% of Total	Tax Amount	District Portion of Tax Bill
Palm Beach County Operating	4.7815	22.99%	\$950.34	
Palm Beach County Debt	0.2087	1.00%	\$41.48	
Jupiter Fire/Rescue	2.1393	10.29%	\$425.19	
Library	0.5491	2.64%	\$109.14	
Library Debt Service	0.0575	0.28%	\$11.43	
School - State	5.2800	25.38%	\$1,181.42	
School - Local	2.4980	12.01%	\$558.94	
Jupiter Operating	2.5142	12.09%	\$499.71	
Jupiter Debt	0.3120	1.50%	\$62.01	
Children's Services Council	0.7350	3.53%	\$146.08	
Florida Inland Navigation District	0.0345	0.17%	\$6.86	
PBC Health Care District	1.1250	5.41%	\$223.60	
Jupiter Inlet District	0.1364	0.66%	\$27.11	
SFWMD Everglades Construction Project	0.0613	0.29%	\$12.18	\$85.25 1.97%
SFWMD District-wide	0.1757	0.84%	\$34.92	
SFWMD Okeechobee Basin	<u>0.1919</u>	<u>0.92%</u>	<u>\$38.14</u>	
<b>Total</b>	<b>20.8001</b>	<b>100.00%</b>	<b>\$4,328.55</b>	

# FY13 Budgeted Revenues - \$567.3M



# FY13 Budgeted Expenses - \$567.3M



# Comments on the Budget

- No Legislative comments received
- Governor's Office and Legislative Budget Commission (LBC) comments due by September 18, 2012
  - 5 business days prior to 9/25 final public hearing
- Chair Opens Meeting for Public Comment
- Governing Board/Executive Management Comments





# Recommended Actions

## **Adopt Resolution 2012-926 B:**

Approving the tentative millage rates for the South Florida Water Management District (0.1757 mills), the Okeechobee Basin of the SFWMD (0.1919 mills), and the Everglades Construction Project (0.0613 mills) within the Okeechobee Basin

## **Adopt Resolution 2012-927 B:**

Approving the tentative millage rates for the South Florida Water Management District (0.1757 mills) and the Big Cypress Basin of the SFWMD (0.1633 mills)


## **Adopt Resolution 2012-928 B:**

Approving a tentative budget for FY2013 in the amount of \$567,278,838



# Agricultural Privilege Tax

**Everglades Agricultural Area and C-139 Basin  
Agricultural Privilege Tax  
Tax Roll Certification**



# Everglades Agricultural Area

## Adopt a Resolution:

- Determining, Documenting, and Applying EAA-Wide Incentive Credits
- Granting Individual Farm Credits
- Granting 0 Vegetable Applications
- Approving Vegetable Acreage Tax Deferrals
- Approving and Certifying the EAA Tax Roll
- Providing an effective date



# Everglades Agricultural Area

- EAA-Wide Incentive Credits Sufficient to Maintain Minimum Tax
- Master Letter of Application from EAA EPD
- Individual Farm Credits Applications – 6
- Number of Vegetable Applications – 0
- Vegetable Certification Acres – 0
- No New Disaster Declarations
- 1997 & 2001 Deferrals Continue in Effect

Total Ag. Privilege Taxes Per Acre -	\$24.89
Total Agricultural Acres –	<u>457,666.72</u>
Total Taxes -	\$11,391,324
Less: 5% discount	<u>(\$569,566)</u>
<b>FY13 Budgeted Revenue</b>	<b>\$10,821,758</b>



# C-139 Basin

## Adopt a Resolution:

- Granting Vegetable Acreage Applications (if any)
- Approving and Certifying the C-139 Basin Agricultural Privilege Tax Roll
- Providing an effective date



## C-139 Basin

- Number of Vegetable Applications – 0
- Total Ag. Privilege Taxes Per Acre - \$4.30
- Total Agricultural Acres – 129,812.07
- Total Taxes - \$558,192
  - Less 5% Discount - (\$27,910)
  - **FY13 Budgeted Revenue - \$530,282**



# Public Comment

- Everglades Agricultural Privilege Tax
- C-139 Agricultural Privilege Tax



# Recommended Action - EAA

## Adopt Resolution 2012-929 B:

Relating to the Everglades Agricultural Privilege Tax; Determining the amount and application of the EAA-wide incentive credit; Providing the disposition of applications for individual farm credits; Providing the disposition of applications for classification as vegetable acreage; Applying the deferral of agricultural privilege taxes for the 1996 and 2000 vegetable classified acreage; Approving and certifying the Everglades agricultural privilege tax roll; and Providing an effective date.





# Recommended Action C-139 Basin

## Adopt Resolution 2012-930 B:

Relating to the C-139 Agricultural Privilege Tax; Providing the disposition of applications for classification as vegetable acreage; Approving and certifying the C-139 Basin agricultural privilege tax roll; and Providing an effective date.



# Key Upcoming Dates

18

- **September 18: Governor's Office and Legislative Budget Commission review complete**
- **Final Budget Public Hearing:**
  - **What: Adopt final millage rates and final FY2012-2013 budget**
  - **Where: SFWMD Headquarters B-1 auditorium, West Palm Beach, Florida**
  - **When: September 25, 2012 (5:15 p.m.)**