

Florida-Friendly Landscaping™






Plant Guide

Find the Right Plant for the Right Place Anytime, Anywhere

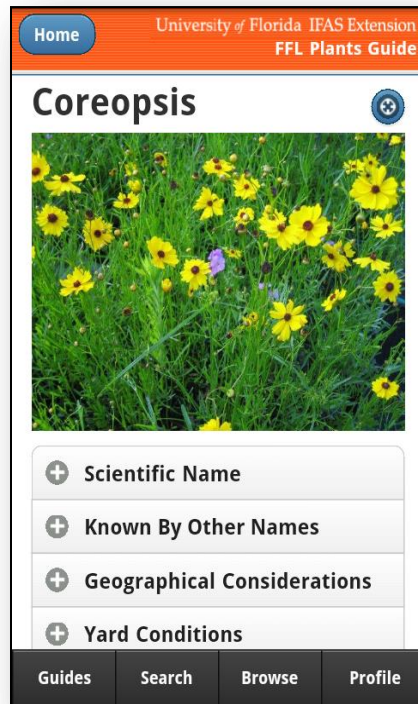
Mobile web
application
1⁹⁹ year



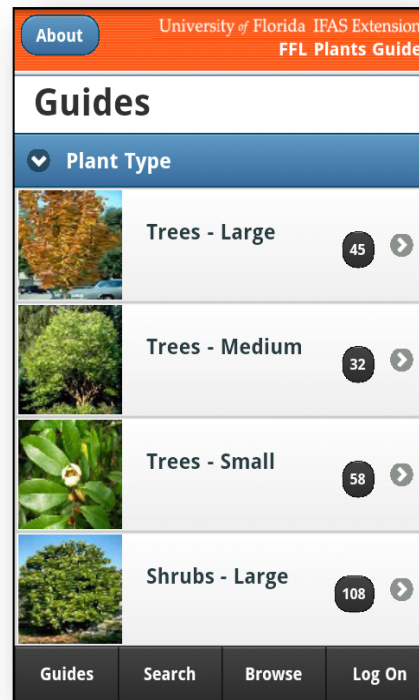
Features

-  **Developed by horticultural experts**
-  **Beautiful pictures**
-  **Available for mobile and web use**

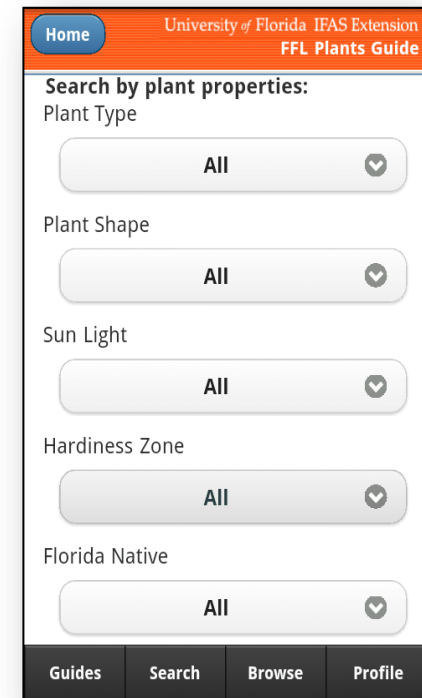
Beautiful Pictures



Search by plant type



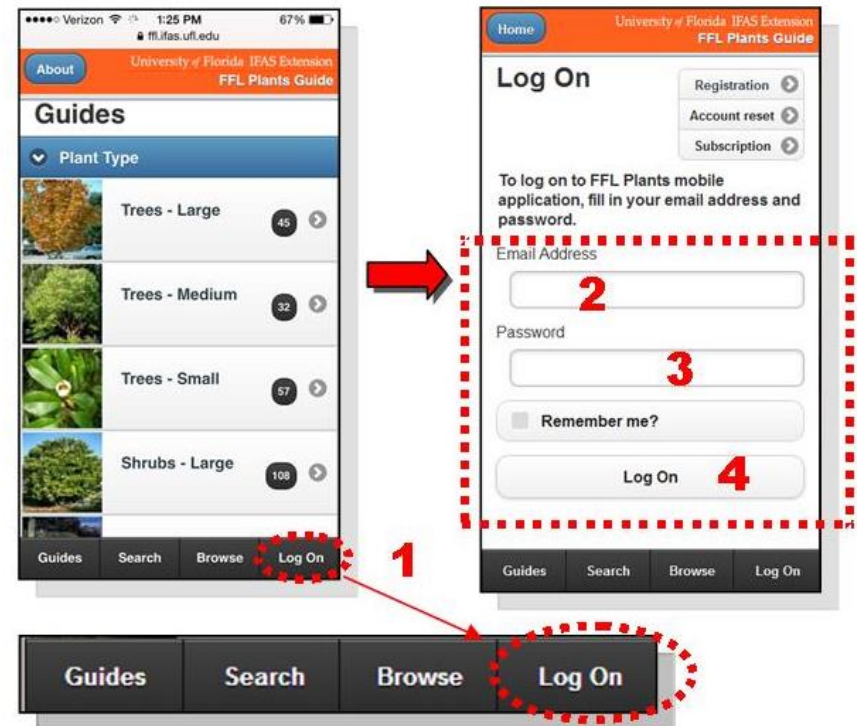
Search by plant properties



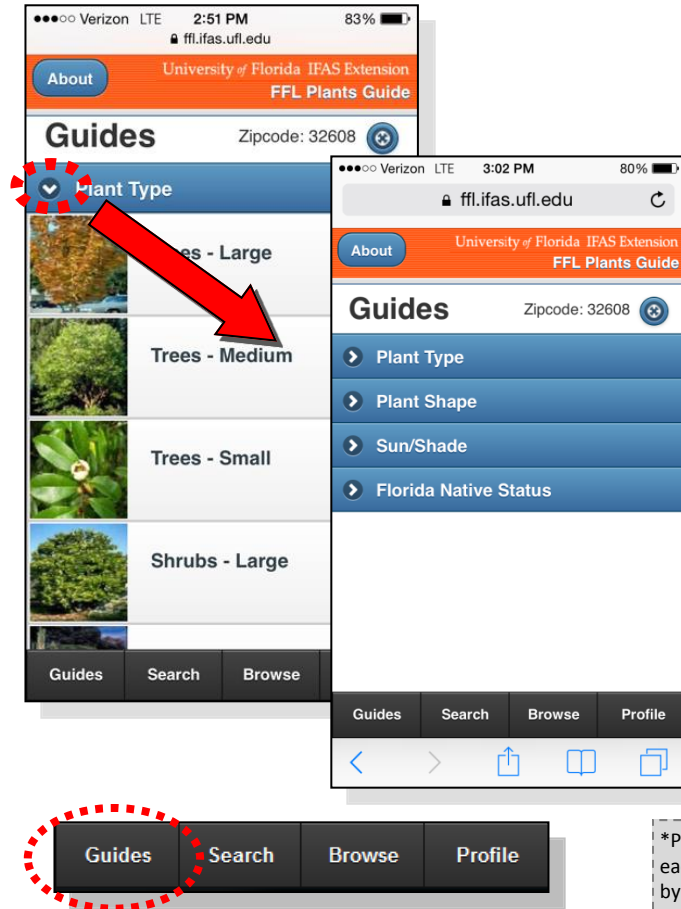
<https://fyn.ifas.ufl.edu/plants>

To log on:

1. Click “Log On” at the bottom of the screen.
2. Enter the email address:
fl.plants@yahoo.com
3. Enter the password:
preview
4. Click “Log On”.



GUIDES



There are four different plant guides:

- i. Plant Type
- ii. Plant Shape
- iii. Sun/Shade
- iv. Florida Native Status

The application opens to the **Plant Type Guide** on the *Guides Tab*. Click the arrow next to the guide title to collapse or expand the guides.



*Please be aware that each guide is filtered by zip code.

GUIDES

Plant Type Guide:

The Plant Type Guide categorizes plants in your zone by trees, shrubs, vines, groundcovers, ornamental grasses, palms and palm-like plants, ferns, perennials, annuals and turfgrasses.



Guides Zipcode: 32608

- > Plant Type
- > Plant Shape
- > Sun/Shade
- ▼ Florida Native Status

About University of Florida IFAS Extension
FFL Plants Guide

Guides

▼ Plant Type

- Trees - Large 45 >
- Trees - Medium 32 >
- Trees - Small 58 >
- Shrubs - Large 108 >

Guides Search Browse Log On

About University of Florida IFAS Extension
FFL Plants Guide

- Shrubs - Large 108 >
- Shrubs - Small 22 >
- Vines 23 >
- Groundcovers 32 >
- Ornamental Grasses 16 >

Guides Search Browse Log On

About University of Florida IFAS Extension
FFL Plants Guide


- Palms and Palm-Like Plants 37 >
- Ferns 15 >
- Perennials 87 >
- Annuals 30 >
- Turfgrass 5 >

Guides Search Browse Log On

GUIDES

Plant Shape Guide:

The Plant Shape Guide groups plants based on their mature shape and growing habits.








Guides Zipcode: 32608

- > Plant Type
- > Plant Shape
- > Sun/Shade
- ▼ Florida Native Status

About University of Florida IFAS Extension FFL Plant Guide








Guides

- > Plant Type
- ▼ Plant Shape

	Arching	62	>
	Cascading	21	>
	Clumping	70	>
	Columnar	10	>
	Irregular	102	>







Guides Search Browse Log On

About University of Florida IFAS Extension FFL Plant Guide

	Matting	14	>
	Mounding	16	>
	Oval	34	>
	Pyramidal	16	>
	Round	52	>
	Short Spikes	1	>
	Spiky	8	>

Guides Search Browse Profile

About University of Florida IFAS Extension FFL Plant Guide

	Spiky	10	>
	Sprawling	26	>
	Spreading	62	>
	Upright	296	>
	Vase	30	>
	Weeping	6	>

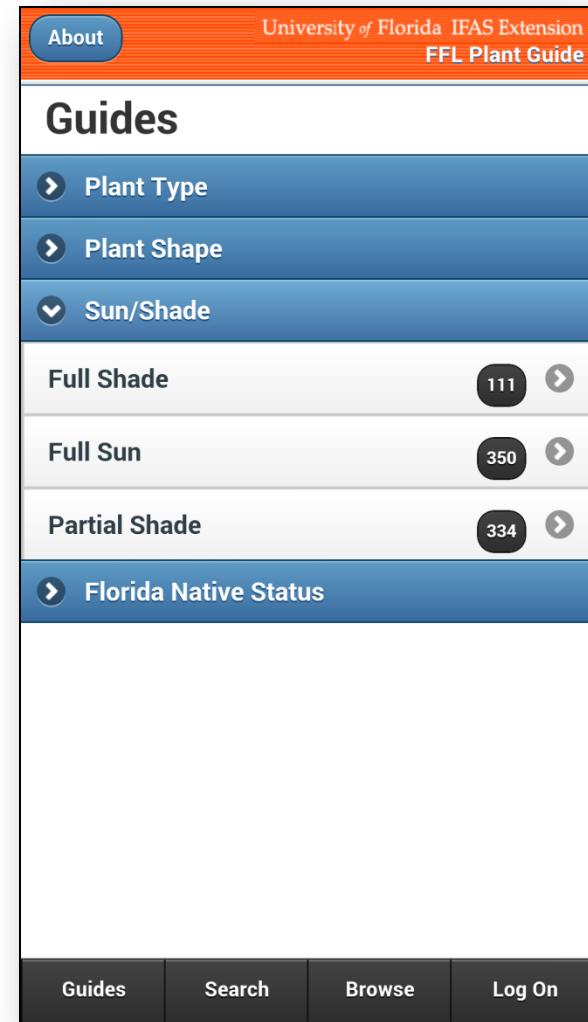
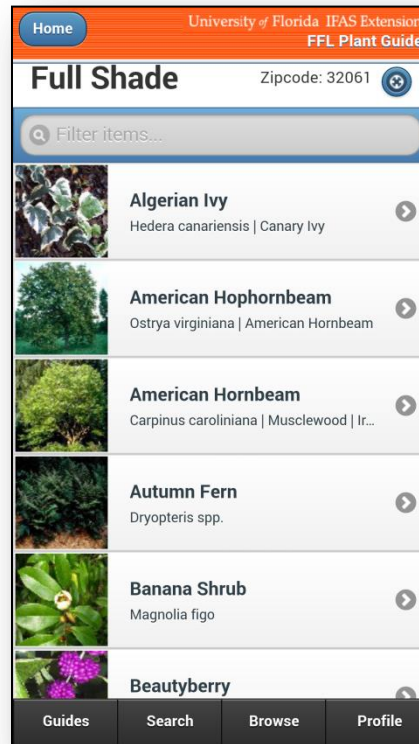
> Sun/Shade

Guides Search Browse Log On

GUIDES

Sun/Shade Guide:

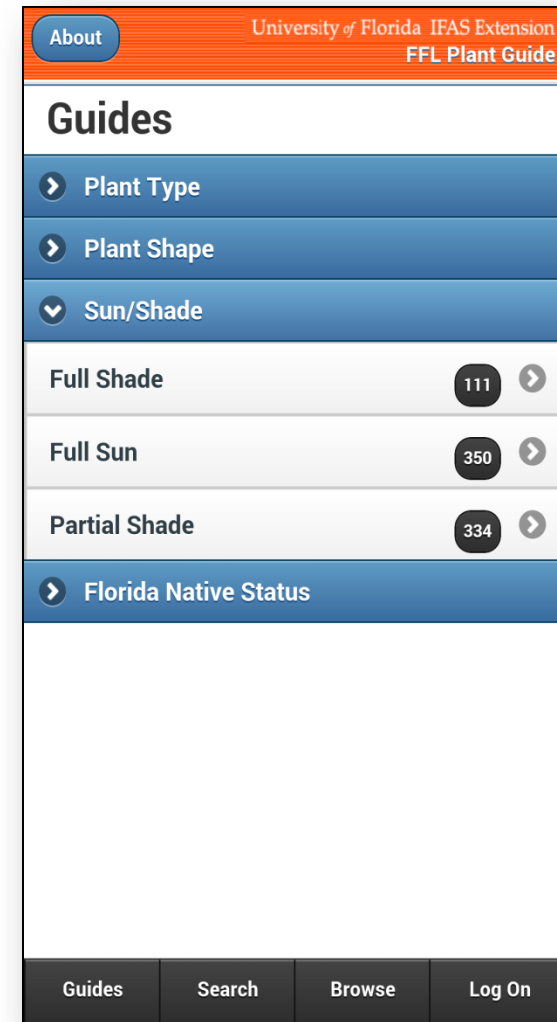
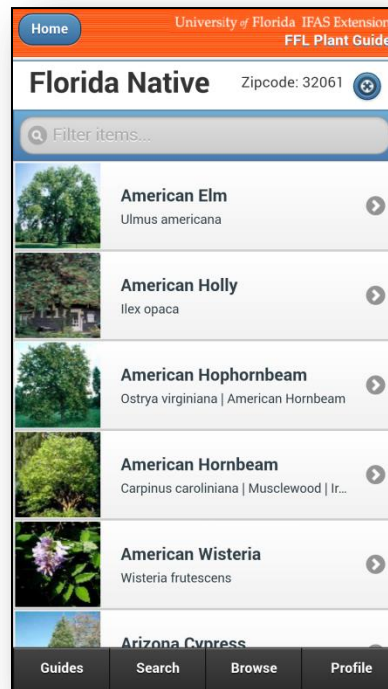
This guide lists plants in your zone by light requirements: full shade, full sun, or partial shade.



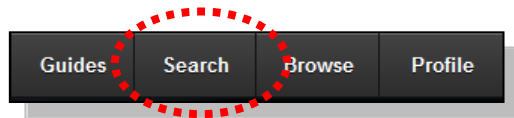
GUIDES

Florida Native Guide:

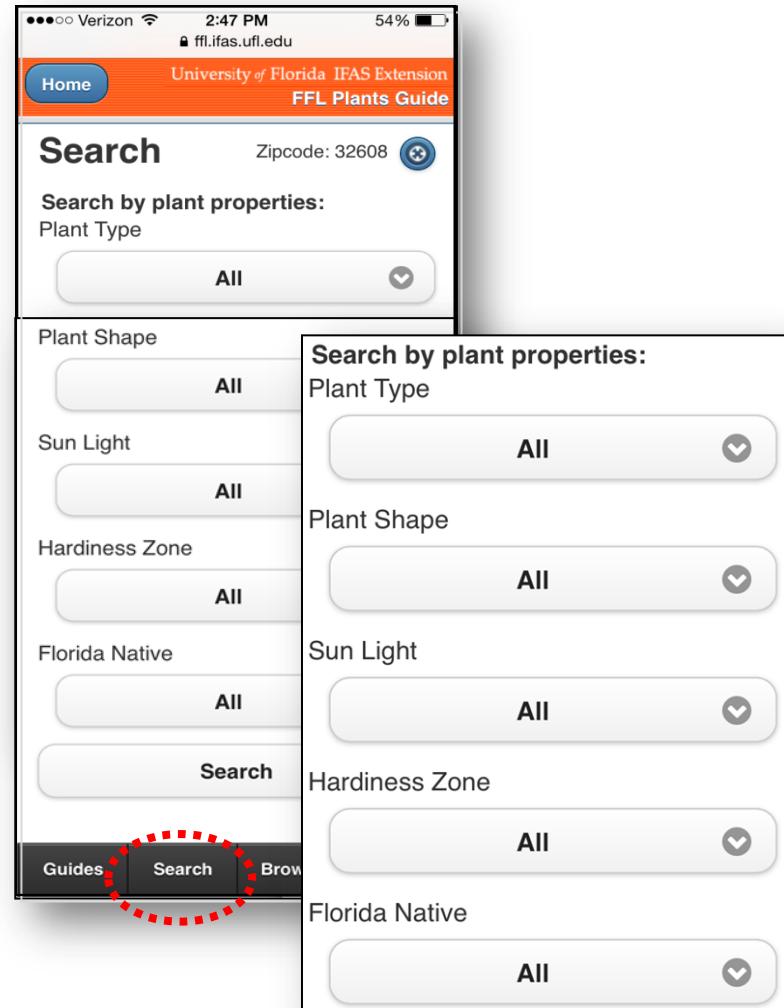
The Florida Native Status Guide sorts the list into two categories: Native plants and non-native plants.



Search



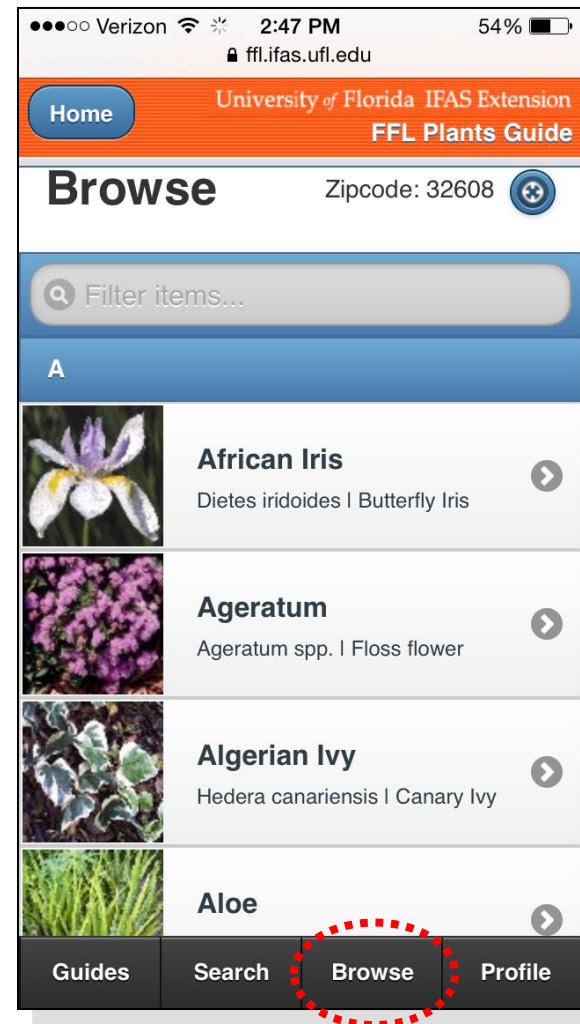
To search by plant characteristics, click on the **Search** tab. Characteristics are based on the criteria in the four guides.



Browse







The Browse tab allows you to search for a specific plant by name or browse the plant list with photographs..



About University of Florida IFAS Extension
FFL Plants Guide






Guides

▼ Plant Type

	Trees - Large	45	>
	Trees - Medium	32	>
	Trees - Small	58	>
	Shrubs - Large	108	>






Guides Search Browse Log On

About University of Florida IFAS Extension
FFL Plants Guide

	Shrubs - Large	108	>
	Shrubs - Small	22	>
	Vines	23	>
	Groundcovers	32	>
	Ornamental Grasses	16	>

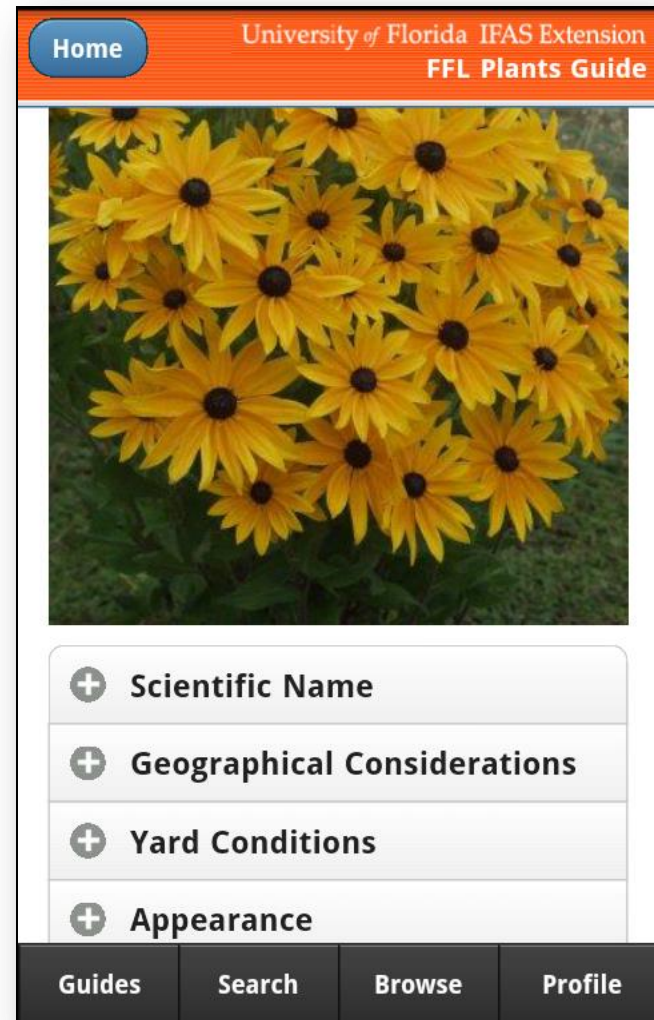
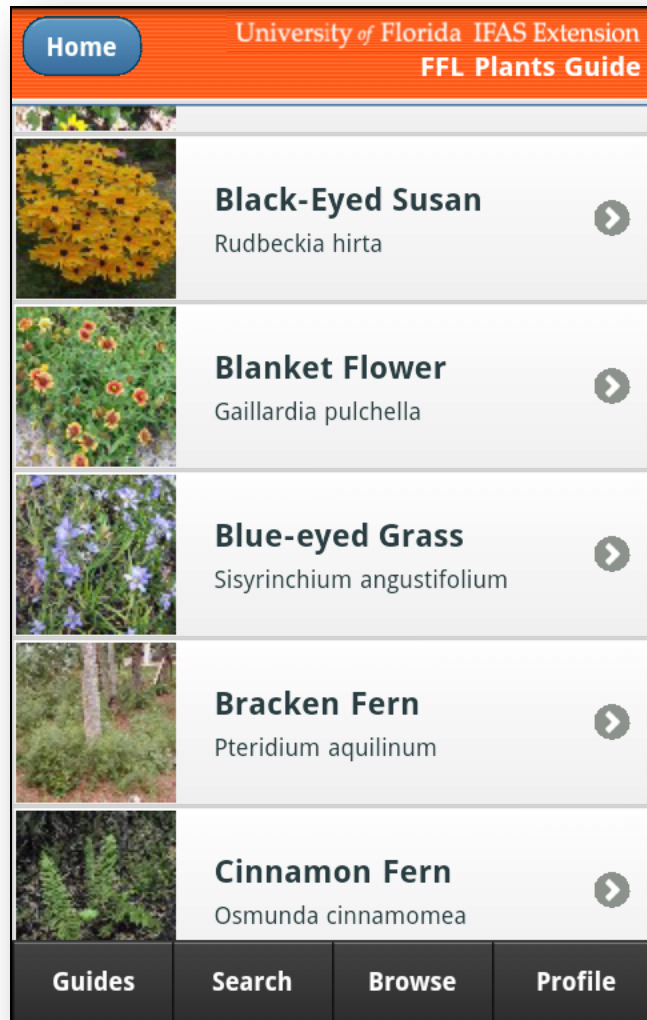
Guides Search Browse Log On

About University of Florida IFAS Extension
FFL Plants Guide

	Palms and Palm-Like Plants	37	>
	Ferns	15	>
	Perennials	87	>
	Annuals	30	>
	Turfgrass	5	>


Guides Search Browse Log On





Home

University of Florida IFAS Extension
FFL Plants Guide



+ Scientific Name

+ Geographical Considerations

+ Yard Conditions

+ Appearance

- Additional Detail

Large, yellow-orange to reddish-orange, summer flowers; does not tolerate prolonged, wet weather. Pests/Diseases: aphids, powdery mildew, rust, smut

Guides


Search

Browse

Profile

Home

University of Florida IFAS Extension
FFL Plants Guide




+ Scientific Name

- Geographical Considerations

Will this plant grow in my area?

Hardiness Zones

2a to 10b



This is a native Florida plant.

+ Yard Conditions

Guides

Search

Browse

Profile

Home

University of Florida IFAS Extension
FFL Plants Guide

Plant Shape

It has these growth habits:

- Clumping

Leaf Persistence

Black-Eyed Susan is Evergreen

Spread

1-2 feet

Height

2-3 feet

Guides

Search

Browse

Profile

