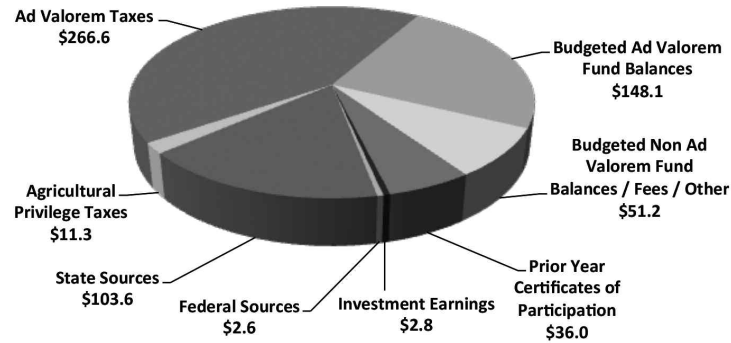


FY2014 Budget = \$622.2 million

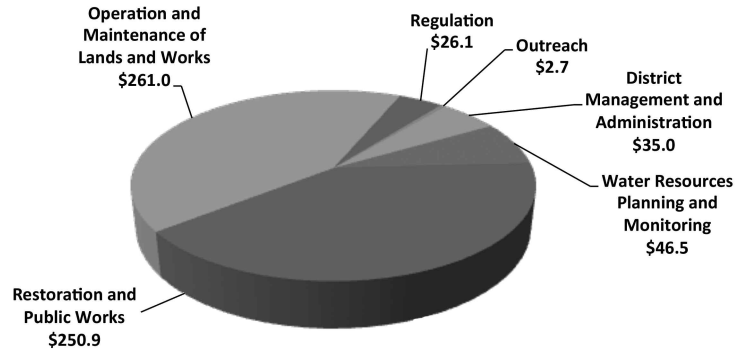
Effective October 1, 2013 – September 30, 2014

SOUTH FLORIDA WATER MANAGEMENT DISTRICT

Where the money comes from (\$ millions)



Where the money goes (\$ millions)



Adopted Ad Valorem Millage Rates FY2014

Okeechobee Basin

Millage Rates

District-at-Large	0.1685
Okeechobee Basin	0.1838
Everglades Construction Project	0.0587
Total Combined Millage Rate	0.4110*

*Represents \$41.10 per \$100,000 of taxable value

Big Cypress Basin

Millage Rates

District-at-Large	0.1685
Big Cypress Basin	0.1593
Total Combined Millage Rate	0.3278**

**Represents \$32.78 per \$100,000 of taxable value

Budget in Brief FY2013-14



MISSION

To manage and protect water resources of the region by balancing and improving water quality, flood control, natural systems and water supply

sfwmd.gov



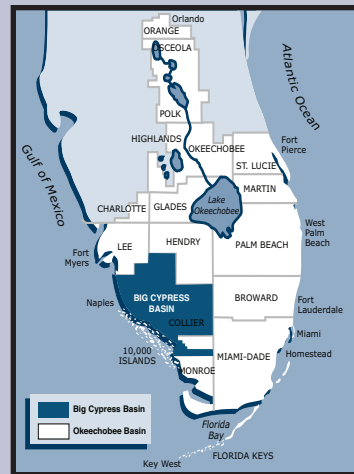
South Florida Water Management District
3301 Gun Club Road • West Palm Beach, Florida 33406
561-686-8800 • 800-432-2045 • www.sfwmd.gov

MAILING ADDRESS: P.O. Box 24680 • West Palm Beach, FL 33416-4680

sfwmd.gov

Approved Budget Supports Restoration, Flood Control

The Fiscal Year (FY) 2014 budget of \$622.2 million funds the agency's core flood protection and water supply missions as well as its continued progress to restore the South Florida ecosystem. This budget allows the District to continue implementing projects that improve water quality in the Everglades, increase regional water storage and redirect more flows south of Lake Okeechobee to benefit the St. Lucie and Caloosahatchee estuaries.



The SFWMD encompasses all or part of 16 counties, with two distinct taxing basins – the Okeechobee Basin and the Big Cypress Basin.

❖ GOVERNING BOARD MEMBERS

Daniel O'Keefe
Chairman

Kevin Powers
Vice-Chairman

Rick Barber

Sandy Batchelor

Mitch Hutchcraft

James J. Moran

Juan M. Portuondo

Timothy Sargent

Glenn J. Waldman

❖
EXECUTIVE DIRECTOR
Blake C. Guillory

Focus on Resource Protection and Safety Responsibilities

The District's FY2014 total fiscal resources (ad valorem revenue along with state appropriations, federal sources, balances, fees and agricultural privilege taxes) are directly focused on achieving the agency's responsibilities for resource protection and health, safety and welfare:

- ✓ Providing flood control and hurricane response, with an emphasis on increased water storage and system flexibility
- ✓ Improving water quality and restoring the Everglades, including lessening the impacts of stormwater runoff and freshwater discharges on coastal estuaries
- ✓ Meeting ongoing water supply and water resource development needs
- ✓ Implementing consistent and streamlined regulatory programs

The FY2014 budget includes \$196 million from accumulated reserves primarily to implement critical water resource projects to improve water storage and water quality in the northern and southern Everglades. Sufficient reserves are maintained to address hurricane or unanticipated flood control infrastructure emergencies.

FY2014 Budget Highlights

The Florida Legislature appropriated \$67 million to help move key Everglades projects forward. By utilizing those state funds and other sources, the SFWMD budget dedicates more than 80 percent of agency revenues toward restoration and operations/maintenance of lands and works.

Key expenditures include:

- ▶ **\$261 million** to primarily operate and maintain South Florida's regional flood control system and stormwater treatment areas (STAs), including \$50 million toward refurbishment of the primary network of canals, levees, structures and pump stations.
- ▶ **\$250.9 million** to restore the Everglades ecosystem, improve Lake Okeechobee and protect the St. Lucie and Caloosahatchee estuaries, including:
 - **\$101.6 million** to implement Restoration Strategies designed to improve the quality of water flowing into America's Everglades
 - **\$72.4 million** to enhance and expand water treatment facilities and construct more than 100,000 acre-feet of water storage.
 - **\$17.5 million** to increase treatment capacity at STA-1 West.
 - **\$2.4 million** to construct additional conveyance features.
 - **\$9.3 million** for implementing a comprehensive science plan to optimize STA performance; modeling for regional operations of the new STAs and storage basins; and additional source controls.
 - **\$8.5 million** to implement water quality treatment and storage projects in the Caloosahatchee watershed.
 - **\$29 million** to support construction of the Indian River Lagoon-South C-44 (St. Lucie) Reservoir and to take the lead on constructing the Stormwater Treatment Area component.
 - **\$2.7 million** in additional legislative funding to move more water south to benefit the coastal estuaries.
 - **\$9.4 million** to expand public-private partnerships with landowners to hold water on their property and increase regional water storage. This builds on the more than \$18 million investment to date toward the District's Dispersed Water Management program.