




# South Florida Water Management District



## FISCAL YEAR 2022-2023 **ORGANIZATIONAL LINE ITEM REPORT**

October 1, 2022





## THE JOHN C. AND MARIANA JONES/HUNGRYLAND WILDLIFE AND ENVIRONMENTAL AREA

Nestled in the southeast region of Florida, this area of St. Lucie County is considered a 'sportsman paradise' with a number of quota hunts and a small game season permitted in the fall. An extensive canal network is a haven for pan fish.

Outdoor enthusiasts can take advantage of several miles of established, multi-use trails for hiking, bicycling and horseback riding. In addition, the canal levees provide great hiking, bicycling and horseback riding opportunities. The area is great for observing wildlife. Alligators, otters, bobcats, deer, hogs, and several species of wading birds and hawks are commonly seen.



Ron DeSantis, Governor

### SFWMD Governing Board

**Chauncey Goss**, Chairman  
**Scott Wagner**, Vice Chairman  
**Ron Bergeron Sr.**  
**Ben Butler**  
**Charlie E. Martinez**  
**Cheryl Meads**  
**Charlette Roman**  
**Jay Steinle**  
**Jacqui Thurlow-Lippisch**

**Shawn Hamilton**, Secretary,  
 Florida Department of  
 Environmental Protection

### SFWMD Executive Management

**Drew Bartlett**, Executive Director  
**John Mitnik**, Asst. Executive Director & Chief Engineer  
**Stephen Collins**, Real Estate Director  
**Sean Cooley**, Communication & Public Engagement Director  
**Jill Creech**, Regulation Director  
**Lawrence Glenn**, Water Resources Director  
**Candida Heater**, Administrative Services Director  
**Lisa Koehler**, Big Cypress Basin Administrator  
**Julia Lomonico**, Interim General Counsel  
**Carolina Maran**, District Resiliency Officer  
**Duane Piper**, Chief Information Officer  
**Jennifer Reynolds**, Ecosystem Restoration & Capital Projects Director  
**Jennifer Smith**, Chief of Staff  
**Rich Virgil**, Field Operations Director

## Get the latest information from SFWMD

Learn more by signing up for the District's emails.  
 Visit [SFWMD.gov](http://SFWMD.gov) and click on "Subscribe for Email Updates"

Connect with us on Facebook, Twitter,  
 Instagram, LinkedIn and YouTube.



3301 Gun Club Road  
 West Palm Beach, FL 33406  
[SFWMD.gov](http://SFWMD.gov)



## **SOUTH FLORIDA WATER MANAGEMENT DISTRICT**

### **Resolution No. 2022 - 0920**

**A Resolution of the Governing Board of the South Florida Water Management District to adopt the District-wide Final Millage Rate and certify the 2022 Tax Levy for the South Florida Water Management District (0.0948 mill) within the Okeechobee Basin and Big Cypress Basin of the South Florida Water Management District for Fiscal Year 2022-2023; providing an effective date.**

**WHEREAS**, the Governing Board of the South Florida Water Management District in compliance with and by authority of Chapters 200 and 373, Florida Statutes, as amended, and Chapter 25270, Laws of Florida, Act of 1949, shall on September 20, 2022, following a public hearing, adopt its final millage rates and budget for Fiscal Year 2022-2023; and

**WHEREAS**, the Governing Board conducted a public hearing on September 8, 2022 and adopted tentative millage rates and a tentative budget; and

**WHEREAS**, the gross taxable value for the operating purposes not exempt from taxation within the South Florida Water Management District (District-wide) has been certified by Broward, Charlotte, Collier, Glades, Hendry, Highlands, Lee, Martin, Miami-Dade, Monroe, Okeechobee, Orange, Osceola, Palm Beach, Polk and St. Lucie County Property Appraisers to the South Florida Water Management District as \$1,358,554,422,122; and

**WHEREAS**, it is determined that the Fiscal Year 2022-2023 District-wide tax levy of nine hundred forty-eight ten thousandths mill (0.0948 mill) (\$.0948 per \$1,000 of assessed value) upon all property District-wide subject to the District-wide tax in the gross amount of \$128,790,959 is necessary to provide funds for District budgeted expenditures as set forth in the final budget; and

**WHEREAS**, the millage rate to be levied by the District for the District-wide tax is the rolled-back rate of nine hundred forty-eight ten thousandths mill (0.0948 mill) (\$.0948 per \$1,000 of assessed value) and no percentage change in property taxes to be adopted by the District; and

**WHEREAS**, the millage rate established in this Resolution does not exceed the rate adopted by the Governing Board at the public hearing on the tentative millage rates and the tentative budget.

**NOW THEREFORE, BE IT RESOLVED BY THE GOVERNING BOARD OF THE SOUTH FLORIDA WATER MANAGEMENT DISTRICT:**

**Resolution No. 2022 - 0920**

**Section 1.** There is hereby tentatively levied a uniform ad valorem tax on the gross taxable value for operating purposes not exempt from taxation District-wide as certified for county taxing purposes at the District-wide rate of nine hundred forty-eight ten thousandths mill (0.0948 mill) (\$.0948 per \$1,000 of assessed value) in the gross amount of \$128,790,959 on the dollar on the assessed valuation of such property.

**Section 2.** Said nine hundred forty-eight ten thousandths mill (0.0948 mill) (\$.0948 per \$1,000 of assessed value) tax levy is hereby certified to the Department of Revenue and the respective Tax Collectors and Property Appraisers of each of the counties wholly or partially embraced within the limits of the South Florida Water Management District for extension on the 2022 tax rolls of each of said counties.

**Section 3.** The millage rate hereby levied by the District for the District-wide tax is the rolled-back rate of nine hundred forty-eight ten thousandths mill (0.0948 mill) (\$.0948 per \$1,000 of assessed value) and no percentage change in property taxes hereby adopted by the District.

**Section 4.** The Governing Board hereby certifies the 2022 District-wide tax levy for the District to the Tax Collectors and Property Appraisers of the counties in which the District levies ad valorem taxes and authorizes whatever action required by law to impose and collect the taxes levied herein.

**Section 5.** This Resolution shall take effect immediately upon adoption.

**PASSED and ADOPTED** this 20<sup>th</sup> day of September, 2022.



Attest:  
  
\_\_\_\_\_  
District Clerk/Secretary

SOUTH FLORIDA WATER MANAGEMENT DISTRICT, BY ITS GOVERNING BOARD  
By:

\_\_\_\_\_  
Chauncey P. Goss, II  
Chairman

Legal form approved:  
By:   
\_\_\_\_\_  
Office of Counsel

Print name:  
\_\_\_\_\_  
Derek C. Brown



# **SOUTH FLORIDA WATER MANAGEMENT DISTRICT**

## **Resolution No. 2022 - 0921**

**A Resolution of the Governing Board of the South Florida Water Management District adopting the Final Millage Rate and certifying the 2022 Tax Levy for the Big Cypress Basin (0.0978 mill) within the Big Cypress Basin of the South Florida Water Management District for Fiscal Year 2022-2023; providing an effective date.**

**WHEREAS**, the Governing Board of the South Florida Water Management District in compliance with and by authority of Chapters 200 and 373, Florida Statutes, as amended, and Chapter 25270, Laws of Florida, Act of 1949, shall on September 20, 2022, following a public hearing, adopt its final millage rates and budget for Fiscal Year 2022-2023; and

**WHEREAS**, on August 25, 2022 the Big Cypress Basin Board passed a resolution to the Governing Board recommending a millage rate for the area of the District encompassing the Big Cypress Basin; and

**WHEREAS**, the Governing Board conducted a public hearing on September 8, 2022 and adopted tentative millage rates and a tentative budget; and

**WHEREAS**, the gross taxable value for the operating purposes not exempt from taxation within the Big Cypress Basin of the South Florida Water Management District has been certified by the Collier and Monroe County Property Appraisers to the South Florida Water Management District as \$122,416,547,052; and

**WHEREAS**, it is determined that the Fiscal Year 2022-2023 tax levy of nine hundred seventy-eight ten thousandths mill (0.0978 mill) (\$.0978 per \$1,000 of assessed value) upon all property lying within the Big Cypress Basin subject to the Basin's tax in the gross amount of \$11,972,338 is necessary to provide funds for Big Cypress Basin budgeted expenditures as set forth in the final budget; and

**WHEREAS**, the millage rate to be levied by the District for the Big Cypress Basin tax is the rolled-back rate of nine hundred seventy-eight ten thousandths mill (0.0978 mill) (\$.0978 per \$1,000 of assessed value) and no percentage change in property taxes to be adopted by the District; and

**WHEREAS**, the millage rate established in this Resolution does not exceed the rate adopted by the Governing Board at the public hearing on the tentative millage rates and the tentative budget.

**NOW THEREFORE, BE IT RESOLVED BY THE GOVERNING BOARD OF THE SOUTH FLORIDA WATER MANAGEMENT DISTRICT:**

**Section 1.** There is hereby levied a uniform ad valorem tax on the gross taxable value for operating purposes not exempt from taxation within the Big Cypress Basin as certified for county taxing purposes at the Big Cypress Basin rate of nine



**Resolution No. 2022 - 0921**

hundred seventy-eight ten thousandths mill (0.0978 mill) (\$.0978 per \$1,000 of assessed value) in the gross amount of \$11,972,338 on the dollar on the assessed valuation of such property.

**Section 2.** Said nine hundred seventy-eight ten thousandths mill (0.0978 mill) (\$.0978 per \$1,000 of assessed value) tax levy is hereby certified to the Department of Revenue and the respective Tax Collectors and Property Appraisers of each of the counties wholly or partially embraced within the limits of the South Florida Water Management District for the extension on the 2022 tax rolls of each of said counties.

**Section 3.** The millage rate hereby levied by the District for the Big Cypress Basin tax is the rolled-back rate of nine hundred seventy-eight ten thousandths mill (0.0978 mill) (\$.0978 per \$1,000 of assessed value) and no percentage change in property taxes hereby adopted by the District.

**Section 4.** The Governing Board hereby certifies the 2022 tax levy for the District to Tax Collectors and Property Appraisers of the counties in which the District levies ad valorem taxes and authorizes whatever action required by law to impose and collect the taxes levied herein.

**Section 5.** This Resolution shall take effect immediately upon adoption.

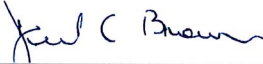
**PASSED** and **ADOPTED** this 20<sup>th</sup> day of September, 2022.



Attest:  
  
District Clerk/Secretary

SOUTH FLORIDA WATER MANAGEMENT DISTRICT, BY ITS GOVERNING BOARD  
By:

  
\_\_\_\_\_  
Chauncey P. Goss, II  
Chairman

Legal form approved:  
By:   
\_\_\_\_\_  
Office of Counsel

Print name:  
\_\_\_\_\_  
Derek C. Brown



# **SOUTH FLORIDA WATER MANAGEMENT DISTRICT**

## **Resolution No. 2022 - 0922**

**A Resolution of the Governing Board of the South Florida Water Management District adopting the Final Millage Rate and certifying the 2022 Tax Levy for the Okeechobee Basin (0.1026 mill) within the Okeechobee Basin of the South Florida Water Management District for Fiscal Year 2022-2023; providing an effective date.**

**WHEREAS**, the Governing Board of the South Florida Water Management District in compliance with and by authority of Chapters 200 and 373, Florida Statutes, as amended, and Chapter 25270, Laws of Florida, Act of 1949, shall on September 20, 2022, following a public hearing, adopt its final millage rates and budget for Fiscal Year 2022-2023; and

**WHEREAS**, the Governing Board conducted a public hearing on September 8, 2022 and adopted tentative millage rates and a tentative budget; and

**WHEREAS**, the gross taxable value for the operating purposes not exempt from taxation within the Okeechobee Basin of the South Florida Water Management District has been certified by Broward, Charlotte, Glades, Hendry, Highlands, Lee, Martin, Miami-Dade, Monroe, Okeechobee, Orange, Osceola, Palm Beach, Polk and St. Lucie County Property Appraisers to the South Florida Water Management District as \$1,236,137,875,070; and

**WHEREAS**, it is determined that the Fiscal Year 2022-2023 tax levy of one thousand twenty-six ten thousandths mill (0.1026 mill) (\$.1026 per \$1,000 of assessed value) upon all property lying within the Okeechobee Basin subject to the Basin's tax in the gross amount of \$126,827,746 is necessary to provide funds for Okeechobee Basin budgeted expenditures as set forth in the budget; and

**WHEREAS**, the millage rate to be levied by the District for the Okeechobee Basin tax is the rolled-back rate of one thousand twenty-six ten thousandths mill (0.1026 mill) (\$.1026 per \$1,000 of assessed value) and no percentage change in property taxes to be adopted by the District; and

**WHEREAS**, the millage rate established in this Resolution does not exceed the rate adopted by the Governing Board at the public hearing on the tentative millage rates and the tentative budget.

**NOW THEREFORE, BE IT RESOLVED BY THE GOVERNING BOARD OF THE SOUTH FLORIDA WATER MANAGEMENT DISTRICT:**

**Section 1.** There is hereby levied a uniform ad valorem tax on the gross taxable value for operating purposes not exempt from taxation within the Okeechobee Basin as certified for county taxing purposes at the Okeechobee Basin rate of one thousand twenty-six ten thousandths mill (0.1026 mill) (\$.1026 per \$1,000 of assessed value) in the gross amount of \$126,827,746 on the dollar on the assessed valuation of such property.



**Resolution No. 2022 - 0922**

**Section 2.** Said one thousand twenty-six ten thousandths mill (0.1026 mill) (\$.1026 per \$1,000 of assessed value) tax levy is hereby certified to the Department of Revenue and the respective Tax Collectors and Property Appraisers of each of the counties wholly or partially embraced within the limits of the South Florida Water Management District for extension on the 2022 tax rolls of each of said counties.

**Section 3.** The millage rate hereby levied by the District for the Okeechobee Basin tax is the rolled-back rate of one thousand twenty-six ten thousandths mill (0.1026 mill) (\$.1026 per \$1,000 of assessed value) and no percentage change in property taxes hereby adopted by the District.

**Section 4.** The Governing Board hereby certifies the 2022 tax levy for the District to the Tax Collectors and Property Appraisers of the counties in which the District levies ad valorem taxes and authorizes whatever action required by law to impose and collect the taxes levied herein.

**Section 5.** This Resolution shall take effect immediately upon adoption.

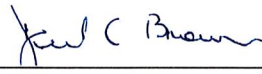
**PASSED and ADOPTED** this 20<sup>th</sup> day of September, 2022.



Attest:  
  
District Clerk/Secretary

SOUTH FLORIDA WATER MANAGEMENT DISTRICT, BY ITS GOVERNING BOARD

By:   
\_\_\_\_\_  
Chauncey P. Goss, II  
Chairman

Legal form approved:  
By:   
\_\_\_\_\_  
Office of Counsel

Print name:  
\_\_\_\_\_  
Derek C. Brown



# **SOUTH FLORIDA WATER MANAGEMENT DISTRICT**

## **Resolution No. 2022 - 0923**

**A Resolution of the Governing Board of the South Florida Water Management District adopting the Final Millage Rate and certifying the 2022 Tax Levy for the Everglades Construction Project (0.0327 mill) within the Okeechobee Basin of the South Florida Water Management District for Fiscal Year 2022-2023; providing an effective date.**

**WHEREAS**, the Governing Board of the South Florida Water Management District in compliance with and by authority of Chapters 200 and 373, Florida Statutes, as amended, and Chapter 25270, Laws of Florida, Act of 1949, shall on September 20, 2022, following a public hearing, adopt its final millage rates and budget for Fiscal Year 2022-2023; and

**WHEREAS**, the Governing Board conducted a public hearing on September 8, 2022 and adopted tentative millage rates and a tentative budget; and

**WHEREAS**, the gross taxable value for the operating purposes not exempt from taxation within the Okeechobee Basin of the South Florida Water Management District has been certified by Broward, Charlotte, Glades, Hendry, Highlands, Lee, Martin, Miami-Dade, Monroe, Okeechobee, Orange, Osceola, Palm Beach, Polk and St. Lucie County Property Appraisers to the South Florida Water Management District as \$1,236,137,875,070; and

**WHEREAS**, it is determined that the Fiscal Year 2022-2023 tax levy of three hundred twenty-seven ten thousandths mill (0.0327 mill) (\$.0327 per \$1,000 of assessed value) upon all property lying within the Okeechobee Basin subject to the Basin's tax in the gross amount of \$40,421,709 is necessary to provide funds for the design, construction, and acquisition of the Everglades Construction Project and for such other purposes as authorized in Section 373.4592(4)(a), Florida Statutes; and

**WHEREAS**, the millage rate to be levied by the District for the Everglades Construction Project is the rolled-back rate of three hundred twenty-seven ten thousandths mill (0.0327 mill) (\$.0327 per \$1,000 of assessed value) and no percentage change in property taxes to be adopted by the District; and

**WHEREAS**, the millage rate established in this Resolution does not exceed the rate adopted by the Governing Board at the public hearing on the tentative millage rates and the tentative budget.

**NOW THEREFORE, BE IT RESOLVED BY THE GOVERNING BOARD OF THE SOUTH FLORIDA WATER MANAGEMENT DISTRICT:**

**Section 1.** There is hereby levied a uniform ad valorem tax on the gross taxable value for operating purposes not exempt from taxation within the Okeechobee Basin as certified for county taxing purposes at the Everglades Construction Project rate of three hundred twenty-seven ten thousandths mill (0.0327



**Resolution No. 2022 - 0923**

mill) (\$.0327 per \$1,000 of assessed value) in the gross amount of \$40,421,709 on the dollar on the assessed valuation of such property for the purposes of design, construction, and acquisition of the Everglades Construction Project and for such other purposes as authorized in Section 373.4592(4)(a), Florida Statutes.

**Section 2.** Said three hundred twenty-seven ten thousandths mill (0.0327 mill) (\$.0327 per \$1,000 of assessed value) tax levy is hereby certified to the Department of Revenue and the respective Tax Collectors and Property Appraisers of each of the counties wholly or partially embraced within the limits of the South Florida Water Management District for extension on the 2022 tax rolls of each of said counties.

**Section 3.** The millage rate hereby levied by the District for the Everglades Construction Project tax is the rolled-back rate of three hundred twenty-seven ten thousandths mill (0.0327 mill) (\$.0327 per \$1,000 of assessed value) and no percentage change in property taxes hereby adopted by the District.

**Section 4.** The Governing Board hereby certifies the 2022 tax levy for the District to the Tax Collectors and Property Appraisers of the counties in which the District levies ad valorem taxes and authorizes whatever action required by law to impose and collect the taxes levied herein.

**Section 5.** This Resolution shall take effect immediately upon adoption.

**PASSED and ADOPTED** this 20<sup>th</sup> day of September, 2022.



Attest:  
  
District Clerk/Secretary

SOUTH FLORIDA WATER MANAGEMENT DISTRICT, BY ITS GOVERNING BOARD  
By:

Chauncey P. Goss, II  
Chairman

Legal form approved:

By:

Office of Counsel

Print name:

Derek C. Brown



# **SOUTH FLORIDA WATER MANAGEMENT DISTRICT**

## **Resolution No. 2022 - 0924**

**A Resolution of the Governing Board of the South Florida Water Management District adopting the Final Budget \$1,226,394,713 for Fiscal Year 2022-2023; providing an effective date.**

**WHEREAS**, Chapters 200 and 373, Florida Statutes, as amended, and Chapter 25270, Laws of Florida, Act of 1949, require the Governing Board of the South Florida Water Management District to adopt a final budget for each fiscal year; and

**WHEREAS**, the Governing Board of the South Florida Water Management District, after careful consideration and study, has caused to be prepared a tentative budget for the District covering its proposed operation and requirements for the Fiscal Year beginning October 1, 2022, and ending September 30, 2023; and

**WHEREAS**, notice of intention to adopt said tentative budget or as the same may be amended, setting forth said tentative budget in full as the final budget for said District for said fiscal year, was duly published in newspapers of general circulation in each county having land in the District, all required by law; and

**WHEREAS**, a public hearing was held by the Governing Board of the South Florida Water Management District in West Palm Beach, Florida, on September 20, 2022 at the time and place provided in said notices; and

**WHEREAS**, the Governing Board of the South Florida Water Management District desires to, simultaneously with the adoption of this Resolution, approve all budget amendments and transfers of funds; and

**WHEREAS**, the budget presented contains an estimate of \$534,207,016 in encumbrances previously entered into and anticipated to be outstanding at the start of the fiscal year, including the source of funds anticipated to be used in fulfilling these obligations.

**NOW THEREFORE, BE IT RESOLVED BY THE GOVERNING BOARD OF THE SOUTH FLORIDA WATER MANAGEMENT DISTRICT:**

**Section 1.** The attached budget is hereby adopted as the final budget of \$1,226,394,713 for the District for the Fiscal Year beginning October 1, 2022 and ending September 30, 2023, and it shall be the official operating and fiscal guide of the District for said fiscal year. This Resolution authorizes during said fiscal year all transfers of funds in accordance with District policy.

**Section 2.** Reserves are designated as nonspendable, restricted, committed, assigned, and unassigned in accordance with the definitions set forth in Statement No. 54 of the Governmental Accounting Standards Board. Encumbrances previously entered into with reserves are considered to be assigned. Amounts



**Resolution No. 2022 - 0924**

designated as committed can only be modified or rescinded by subsequent Governing Board Resolution.

**Section 3.** The Executive Director, or designee, may revise the adopted Fiscal Year 2022-2023 Budget to reflect audited reserves and net assets and encumbrances outstanding at the start of the fiscal year as well as the source of funds anticipated to be used in fulfilling these obligations if different from the estimate contained herein.

**Section 4.** This Resolution authorizes all budget amendments and transfers of funds as needed to respond to emergency conditions, including but not limited to any "disaster", "emergency" and/or "public health emergency" requiring a time sensitive response to funding needs and/or appropriations. All transactions processed will be reported to the Governing Board in accordance with statutory and District policy requirements and are limited to disaster/emergency declarations, disaster/emergency orders, and executive orders made by the Governor of Florida, Governing Board, Executive Director of the District, Agencies of the State or Federal Authorities.

**Section 5.** This Resolution shall take effect immediately upon adoption.

**PASSED and ADOPTED** this 20<sup>th</sup> day of September, 2022.



Attest:

*[Handwritten signature]*  
District Clerk/Secretary

SOUTH FLORIDA WATER MANAGEMENT DISTRICT, BY ITS GOVERNING BOARD  
By:

*[Handwritten signature]*  
Chauncey P. Goss, II  
Chairman

Legal form approved:

By: *[Handwritten signature]*  
Office of Counsel

Print name:

Derek C. Brown

**ATTACHMENT A**  
**SOUTH FLORIDA WATER MANAGEMENT DISTRICT**  
**RESOLUTION NO. 2022 - 0924**  
**FINAL ADOPTION OF BUDGET FOR FISCAL YEAR 2022-2023**

	GENERAL FUND	TOTAL SPECIAL REVENUE FUNDS	TOTAL CAPITAL PROJECTS FUNDS	INTERNAL SERVICE FUNDS	TRUST & AGENCY FUND	TOTAL FINAL BUDGET
<b>ESTIMATED REVENUES, TRANSFERS AND BALANCES</b>						
<b>Estimated Fund Balance and Net Assets</b>						
Fund Balance, beginning of year (Net of Encumbrances)	22,411,561	122,102,916	35,005,122	-	16,730,142	196,249,741
Net Assets, beginning of year	-	-	-	14,071,840	-	14,071,840
<b>Sub-Total</b>	<b>22,411,561</b>	<b>122,102,916</b>	<b>35,005,122</b>	<b>14,071,840</b>	<b>16,730,142</b>	<b>210,321,581</b>
Encumbrances Funded By Future Cash Reimbursement (Estimate)	535,297	44,828,942	305,639,607	-	-	351,003,846
Encumbrances Funded By Fund Balance (Estimate)	16,394,036	38,211,106	128,439,836	159,093	-	183,204,070
<b>Total Estimated Fund Balance and Net Assets, beginning of year</b>	<b>39,340,894</b>	<b>205,142,964</b>	<b>469,084,565</b>	<b>14,230,933</b>	<b>16,730,142</b>	<b>744,529,497</b>
<b>Estimated Revenues</b>						
	<b>Millages</b>					
Ad Valorem- District-wide	<b>0.0948</b>	123,639,321	-	-	-	123,639,321
Ad Valorem- Okeechobee Basin	<b>0.1026</b>	-	121,754,636	-	-	121,754,636
Ad Valorem- Big Cypress Basin	<b>0.0978</b>	-	11,493,445	-	-	11,493,445
Ad Valorem - Everglades Restoration	<b>0.0327</b>	-	38,804,840	-	-	38,804,840
Agricultural Privilege Taxes	-	-	10,807,300	-	-	10,807,300
Intergovernmental	-	4,554,602	129,175,182	605,416,703	-	739,146,487
Licenses, Permits & Fees	-	3,491,000	98,000	-	-	3,589,000
Investment Income	-	690,541	1,711,614	1,325,325	47,166	3,774,646
Miscellaneous	-	1,340,661	4,205,016	-	-	5,545,677
Health Insurance	-	-	-	-	32,964,714	32,964,714
Self Insurance	-	-	-	-	2,631,885	2,631,885
<b>Total Estimated Revenues</b>	<b>133,716,125</b>	<b>318,050,033</b>	<b>606,742,028</b>	<b>35,643,765</b>	<b>-</b>	<b>1,094,151,951</b>
Operating Transfers (Net)	(16,481,533)	(54,512,802)	70,994,335	-	-	-
<b>TOTAL ESTIMATED REVENUES, TRANSFERS AND FUTURE DESIG. BALANCES</b>	<b>\$156,575,486</b>	<b>\$468,680,195</b>	<b>\$1,146,820,928</b>	<b>\$49,874,698</b>	<b>\$16,730,142</b>	<b>\$1,838,681,448</b>
<b>BUDGETED EXPENDITURES AND ENCUMBRANCES</b>						
<b>Administrative Services &amp; Executive Offices</b>						
Water Resources Planning and Monitoring	214,310	313,962	-	10,832,144	-	11,360,416
Land Acquisition, Restoration and Public Works	508,150	496,666	-	-	-	1,004,816
Operation and Maintenance of Lands and Works	5,485,413	14,745,206	62,438,206	13,965,109	-	96,633,934
Regulation	473,746	-	-	4,046,928	-	4,520,674
Outreach	1,332,691	27,000	-	-	-	1,359,691
District Management and Administration	15,905,721	-	-	6,799,584	-	22,705,305
<b>Administrative Services &amp; Executive Offices Total</b>	<b>23,920,031</b>	<b>15,582,834</b>	<b>62,438,206</b>	<b>35,643,765</b>	<b>-</b>	<b>137,584,836</b>
<b>Big Cypress Basin</b>						
Water Resources Planning and Monitoring	-	2,573,670	-	-	-	2,573,670
Land Acquisition, Restoration and Public Works	28,252	-	-	-	-	28,252
Operation and Maintenance of Lands and Works	40,962	173,172	-	-	-	214,134
Outreach	-	31,598	-	-	-	31,598
<b>Big Cypress Basin Total</b>	<b>69,214</b>	<b>2,778,440</b>	<b>-</b>	<b>-</b>	<b>-</b>	<b>2,847,654</b>
<b>Ecosystem Restoration &amp; Capital Projects</b>						
Water Resources Planning and Monitoring	5,062,490	8,603,932	-	-	-	13,666,422
Land Acquisition, Restoration and Public Works	6,432,782	79,540,483	463,804,440	-	-	549,777,705
Operation and Maintenance of Lands and Works	1,798,590	30,487,645	109,978,541	-	-	142,264,776
Regulation	11,352	-	-	-	-	11,352
District Management and Administration	289,355	-	-	-	-	289,355
<b>Ecosystem Restoration &amp; Capital Projects Total</b>	<b>13,594,569</b>	<b>118,632,060</b>	<b>573,782,981</b>	<b>-</b>	<b>-</b>	<b>706,009,610</b>
<b>Field Operations Division</b>						
Water Resources Planning and Monitoring	148,486	681,227	-	-	-	829,713
Land Acquisition, Restoration and Public Works	53,000	2,965,596	-	-	-	3,018,596
Operation and Maintenance of Lands and Works	3,018,502	68,898,659	2,238,383	-	-	74,155,544
Regulation	482,412	-	-	-	-	482,412
District Management and Administration	34,405	-	-	-	-	34,405
<b>Field Operations Division Total</b>	<b>3,736,805</b>	<b>72,545,482</b>	<b>2,238,383</b>	<b>-</b>	<b>-</b>	<b>78,520,670</b>
<b>Information Technology Division</b>						
Water Resources Planning and Monitoring	3,514,866	79,544	-	-	-	3,594,410
Land Acquisition, Restoration and Public Works	1,727,234	523,732	-	-	-	2,250,966
Operation and Maintenance of Lands and Works	11,383,003	5,922,303	-	-	-	17,305,306
Regulation	3,123,288	-	-	-	-	3,123,288
District Management and Administration	14,057,708	286,993	1,878,229	-	-	16,222,930
<b>Information Technology Division Total</b>	<b>33,806,099</b>	<b>6,812,572</b>	<b>1,878,229</b>	<b>-</b>	<b>-</b>	<b>42,496,900</b>
<b>Real Estate &amp; Land Management Division</b>						
Water Resources Planning and Monitoring	11,408	33,875	-	-	-	45,283
Land Acquisition, Restoration and Public Works	268,826	752,355	34,700,000	-	-	35,721,181
Operation and Maintenance of Lands and Works	7,569,976	35,115,016	335,890	-	28,880	43,049,762
District Management and Administration	9,309	8,955	-	-	-	18,264
<b>Real Estate &amp; Land Management Division Total</b>	<b>7,859,519</b>	<b>35,910,201</b>	<b>35,035,890</b>	<b>-</b>	<b>28,880</b>	<b>78,834,490</b>



**ATTACHMENT A**  
**SOUTH FLORIDA WATER MANAGEMENT DISTRICT**  
**RESOLUTION NO. 2022 - 0924**  
**FINAL ADOPTION OF BUDGET FOR FISCAL YEAR 2022-2023**

	GENERAL FUND	TOTAL SPECIAL REVENUE FUNDS	TOTAL CAPITAL PROJECTS FUNDS	INTERNAL SERVICE FUNDS	TRUST & AGENCY FUND	TOTAL FINAL BUDGET
<b>Regulation Division</b>						
Water Resources Planning and Monitoring	10,957	-	-	-	-	10,957
Land Acquisition, Restoration and Public Works	-	206,337	-	-	-	206,337
Operation and Maintenance of Lands and Works	16,960	4,500	-	-	-	21,460
Regulation	14,882,575	-	-	-	-	14,882,575
<b>Regulation Division Total</b>	<b>14,910,492</b>	<b>210,837</b>	<b>-</b>	<b>-</b>	<b>-</b>	<b>15,121,329</b>
<b>Water Resources Division</b>						
Water Resources Planning and Monitoring	14,963,447	7,922,876	140,500	-	-	23,026,823
Land Acquisition, Restoration and Public Works	5,924,850	31,147,748	60,420	-	-	37,133,018
Operation and Maintenance of Lands and Works	427,180	1,834,325	104,000	-	-	2,365,505
District Management and Administration	90,721	-	-	-	-	90,721
<b>Water Resources Division Total</b>	<b>21,406,198</b>	<b>40,904,949</b>	<b>304,920</b>	<b>-</b>	<b>-</b>	<b>62,616,067</b>
<b>CERP - Central Service Indirect Costs</b>						
Land Acquisition, Restoration and Public Works	3,332,968	-	-	-	-	3,332,968
District Management and Administration	(3,332,968)	-	-	-	-	(3,332,968)
<b>CERP - Central Service Indirect Costs Total</b>	<b>-</b>	<b>-</b>	<b>-</b>	<b>-</b>	<b>-</b>	<b>-</b>
<b>Reserves/Debt/Fees/Charges</b>						
Water Resources Planning and Monitoring	-	1,672,534	-	-	-	1,672,534
Land Acquisition, Restoration and Public Works	-	-	30,312,127	-	-	30,312,127
Operation and Maintenance of Lands and Works	15,742,735	46,493,951	-	-	-	62,236,686
District Management and Administration	4,600,491	3,541,319	-	-	-	8,141,810
<b>Res/Debt/Fees/Charges Total</b>	<b>20,343,226</b>	<b>51,707,804</b>	<b>30,312,127</b>	<b>-</b>	<b>-</b>	<b>102,363,157</b>
<b>Total Budgeted Expenditures</b>	<b>139,646,153</b>	<b>345,085,179</b>	<b>705,990,736</b>	<b>35,643,765</b>	<b>28,880</b>	<b>1,226,394,713</b>
Encumbrances (Estimate)	16,929,333	83,040,048	434,079,443	159,093	-	534,207,916
<b>TOTAL BUDGETED EXPENDITURES AND ENCUMBRANCES</b>	<b>\$156,575,486</b>	<b>\$428,125,227</b>	<b>\$1,140,070,179</b>	<b>\$35,802,858</b>	<b>\$28,880</b>	<b>\$1,760,602,629</b>
<b>NET ASSETS, RESTRICTIONS, COMMITMENTS AND UNASSIGNED</b>						
<b>Net Assets (Self Insurance Fund Actuarial Need)</b>	-	-	-	3,554,908	-	3,554,908
<b>Net Assets (Health Insurance Fund - Fund Balance Utilization)</b>	-	-	-	10,516,932	-	10,516,932
<b>Nonspendable</b>						
<b>Inventory Reserve</b>						
Big Cypress Basin	-	264,827	-	-	-	264,827
General Fund	-	-	-	-	-	-
Okeechobee Basin	-	6,030,249	-	-	-	6,030,249
Everglades Restoration Trust	-	4,343	-	-	-	4,343
Land Acquisition Trust	-	47,928	-	-	-	47,928
Save Our Rivers	-	22,464	-	-	-	22,464
<b>Permanent Fund-Principal Portion</b>						
Wetlands Mitigation Permanent Fund	-	-	-	-	16,591,639	16,591,639
<b>Restricted for Fiscal Year 2023-24 - Fiscal Year 2026-27</b>						
Big Cypress Basin	-	6,973,314	-	-	-	6,973,314
Florida Bay Seagrass Monitoring	-	29,036	8,613	-	-	37,649
Land Management (Lease Revenue)	-	3,470,707	3,266,543	-	-	6,737,250
Mitigation - Lake Belt	-	9,928,845	873,292	-	-	10,802,137
Mitigation - Wetland	-	13,451,498	2,064,181	-	109,623	15,625,302
Indian River Lagoon Estuarine Projects (IRL Tag)	-	4,789	-	-	-	4,789
LILA Program	-	326,968	-	-	-	326,968
Future Land Acquisition (Surplus Land Sales Revenues)	-	-	537,887	-	-	537,887
Everglades, EAA A2 STA, and O&M Projects	-	-	196	-	-	196
<b>Committed for Fiscal Year 2023-24 - Fiscal Year 2026-27</b>						
District (O&M New Works, recurring shortfall, flood control, mandates & operations)	-	-	37	-	-	37
<b>Total Net Assets, Restrictions and Commitments</b>	<b>-</b>	<b>40,554,968</b>	<b>6,750,749</b>	<b>14,071,840</b>	<b>16,701,262</b>	<b>78,078,819</b>
<b>Unassigned</b>	<b>-</b>	<b>-</b>	<b>-</b>	<b>-</b>	<b>-</b>	<b>-</b>
<b>TOTAL BUDGETED EXPENDITURES, ENCUMBRANCES, NET ASSETS, RESTRICTIONS, COMMITMENTS AND UNASSIGNED</b>	<b>\$156,575,486</b>	<b>\$468,680,195</b>	<b>1,146,820,928</b>	<b>49,874,698</b>	<b>16,730,142</b>	<b>1,838,681,448</b>

**South Florida Water Management District**

**Fiscal Year 2022-2023 Adopted Budget**

**Organizational Line Item Report**

**Table of Contents**

<b>Resolution 2022-0920</b>	District-Wide Final Millage Rate within the Okeechobee Basin & Big Cypress Basin (0.0948)
<b>Resolution 2022-0921</b>	Big Cypress Basin Millage Rate within the Big Cypress Basin (0.0978)
<b>Resolution 2022-0922</b>	Okeechobee Basin Millage Rate within the Okeechobee Basin (0.1026)
<b>Resolution 2022-0923</b>	Everglades Construction Millage Rate within the Okeechobee Basin (0.0327)
	<b>2022 Tax Roll and Okeechobee Basin Millage Rates (0.0948 + 0.1026 + 0.0327 = 0.2301)</b>
	<b>2022 Tax Roll and Big Cypress Basin Millage Rates (0.0948 + 0.0978 = 0.1926)</b>
<b>Resolution 2022-0924</b>	Fiscal Year 2022-2023 Final Adopted Budget \$1,226,394,713

<b>Division</b>	<b>Name</b>	<b>Funds Center</b>	<b>Total</b>	<b>Page No.</b>
<b>Administrative Services</b>	Administrative Services	2010106100	1,078,463	17
	Budget Bureau	1012502000	1,346,717	8
	Business Support Unit	2111109500	594,831	37
	Facilities Unit	2111109200	3,960,757	24
	Finance Bureau	2112110000	2,448,795	40
	General Services - Ft Meyers Service Center	2111109220	155,063	31
	General Services Section	2111109100	356,463	23
	General Services-Bcb Service Center	2111109270	85,962	35
	General Services-Okeechobee Service Center	2111109250	109,450	33
	General Services-Orlando Service Center	2111109260	120,300	34
	Process & Project Controls Section	1013503000	751,792	10
	Procurement Bureau	2410120100	2,349,389	73
<b>Administrative Services Total</b>			<b>13,357,982</b>	
<b>Big Cypress Basin</b>	Big Cypress Basin Service Center	6180238000	2,847,654	345
<b>Big Cypress Basin Total</b>			<b>2,847,654</b>	
<b>CERP-Central Service Indirect Cost</b>	Cerp Indirect Costs	999999699	0	359
<b>CERP-Central Service Indirect Cost Total</b>			<b>0</b>	
<b>Communications &amp; Public Engagement</b>	Communication & Public Engagement	6010100000	402,087	342
	Communication Section	6310242000	763,354	351
	Office Of Open Govern & Media Relations	6210240000	372,286	349
	Office Of The District Clerk	6710247000	400,847	356
	Regional & Community Relations Unit	6511440000	956,864	354
<b>Communications &amp; Public Engagement Total</b>			<b>2,895,438</b>	
<b>Ecosystem Restoration &amp; Capital Projects</b>	Applied Hydraulics Section	3210136100	3,239,489	77
	Ecosystem Restoration & Capital Projects	3301139100	1,595,837	80
	Ecosystem Restoration Planning	3310110000	369,889	85
	Engineering & Construction Bureau	5613220000	247,977	334
	Engineering & Construction Section	5613222000	593,382,662	336
	Everglades & Estuaries Protection	3302139300	20,112,054	83
	Everglades & Local Project Coordination	6510243000	733,576	353
	Everglades Technical Support	4215155000	981,131	105
	Hydro-Data Management Section	5512185100	157,644	321
	Hydro-Data Processing Unit	5512185500	3,238,900	322
	Hydrology & Hydraulics Bureau	3210136000	1,311,708	75
	Infrastructure Management Section	5611187000	2,911,541	330
	Modeling Section	3210136200	3,477,300	79
	Northern Everglades Section	4210150000	36,905,296	96
	Office Of Everglades Policy & Coordination	3310139000	33,133,263	87
	Permitting Acquisition & Compliance Sect	3316207100	807,170	89
	Quality Assurance & Hydrology	5512185700	968,094	325
	Streamgauging	5512200000	834,809	326
	Surveying & Map Section	5513142700	1,601,270	328
<b>Ecosystem Restoration &amp; Capital Projects Total</b>			<b>706,009,610</b>	
<b>Executive Office</b>	Assistant Executive Director	1010200000	11,447,180	4
	Chief Of District Resiliency	1010300000	63,249,665	6
	Emergency Management Section	2011107000	141,906	19



**South Florida Water Management District**

**Fiscal Year 2022-2023 Adopted Budget**

**Organizational Line Item Report**

**Table of Contents**

<b>Resolution 2022-0920</b>	District-Wide Final Millage Rate within the Okeechobee Basin & Big Cypress Basin (0.0948)
<b>Resolution 2022-0921</b>	Big Cypress Basin Millage Rate within the Big Cypress Basin (0.0978)
<b>Resolution 2022-0922</b>	Okeechobee Basin Millage Rate within the Okeechobee Basin (0.1026)
<b>Resolution 2022-0923</b>	Everglades Construction Millage Rate within the Okeechobee Basin (0.0327)
	<b>2022 Tax Roll and Okeechobee Basin Millage Rates (0.0948 + 0.1026 + 0.0327 = 0.2301)</b>
	<b>2022 Tax Roll and Big Cypress Basin Millage Rates (0.0948 + 0.0978 = 0.1926)</b>
<b>Resolution 2022-0924</b>	Fiscal Year 2022-2023 Final Adopted Budget \$1,226,394,713

<b>Division</b>	<b>Name</b>	<b>Funds Center</b>	<b>Total</b>	<b>Page No.</b>
	Executive Office Staff	1010100000	691,109	2
	General Counsel	1310105000	4,340,253	14
	Hr Information Systems & Payroll Service	2114308300	36,081,926	42
	Hr Operations & Employment Services	2311118000	788,279	71
	Human Resources Bureau	2310117000	720,781	68
	Inspector General	1210104000	842,551	11
	Office Of Chief Of Staff	6010230000	305,357	344
	Operations	5411179000	2,722,409	294
<b>Executive Office Total</b>			<b>121,331,416</b>	
<b>Field Operations</b>	Big Cypress Basin Field Station	5313301000	5,159,496	280
	Clewiston Field Station	5211174000	11,076,401	225
	Field Operations Bureau - Region 1	5005171000	160,477	174
	Field Operations Bureau - Region 2	5301175000	166,371	241
	Field Operations Bureau - Region 3	5210173000	253,956	203
	Field Operations Division	5003170600	2,361,739	168
	Fleet Management Unit	5005170400	2,954,734	171
	Flight Operations Unit	2110108500	1,535,066	20
	Fort Lauderdale Field Station	5312177000	6,384,362	270
	Homestead Field Station	5311176000	8,271,168	254
	Miami-Dade Field Station	5310175100	5,806,602	242
	Okeechobee Field Station	5110171100	13,147,227	175
	Right Of Way Section	5314178000	2,377,612	292
	St. Cloud Field Station	5111172000	2,650,556	193
	West Palm Beach Field Station	5210173100	16,214,903	204
<b>Field Operations Total</b>			<b>78,520,670</b>	
<b>Information Technology</b>	Applications	2213115000	4,872,459	57
	Business Services Section	2210113000	1,173,651	52
	IT Security Section	2211113000	949,778	53
	Geospatial Services	2217116000	16,180	66
	Information Technology	2210112000	2,555,697	49
	It Operations Section	2212114000	6,922,249	54
	Network & Scada Operations	2216118000	3,638,481	63
	Scada Design/Installation	5511184500	880,245	314
	Scada Implementation	5511184800	663,758	320
	Scada Maintenance	5511184600	3,870,293	315
	Scada Section	5511184000	297,808	313
	Technology Planning	2215117000	15,953,762	58
	Business Services	2218119000	702,539	67
<b>Information Technology Total</b>			<b>42,496,900</b>	
<b>Real Estate &amp; Land Management</b>	Land Resources Bureau	5415181900	246,545	296
	Land Stewardship Section	5415182100	9,949,397	304
	Real Estate	3510144000	40,040,291	90
	Vegetation Management Section	5415182000	28,598,257	297
<b>Real Estate &amp; Land Management Total</b>			<b>78,834,490</b>	
<b>Regulation</b>	Env Resource & Regulatory Support	4220150000	161,640	111
	Environmental Resource Bureau	4212152000	3,096,628	98

**South Florida Water Management District**

**Fiscal Year 2022-2023 Adopted Budget**

**Organizational Line Item Report**

**Table of Contents**

<b>Resolution 2022-0920</b>	District-Wide Final Millage Rate within the Okeechobee Basin & Big Cypress Basin (0.0948)
<b>Resolution 2022-0921</b>	Big Cypress Basin Millage Rate within the Big Cypress Basin (0.0978)
<b>Resolution 2022-0922</b>	Okeechobee Basin Millage Rate within the Okeechobee Basin (0.1026)
<b>Resolution 2022-0923</b>	Everglades Construction Millage Rate within the Okeechobee Basin (0.0327)
	<b>2022 Tax Roll and Okeechobee Basin Millage Rates (0.0948 + 0.1026 + 0.0327 = 0.2301)</b>
	<b>2022 Tax Roll and Big Cypress Basin Millage Rates (0.0948 + 0.0978 = 0.1926)</b>
<b>Resolution 2022-0924</b>	Fiscal Year 2022-2023 Final Adopted Budget \$1,226,394,713

<b>Division</b>	<b>Name</b>	<b>Funds Center</b>	<b>Total</b>	<b>Page No.</b>
	Fort Myers Service Center	4216330000	2,114,419	106
	Okeechobee Regulatory Office	4214333000	1,084,459	103
	Orlando Service Center	4218332000	1,862,050	109
	Regulation Division	4200154000	787,655	94
	Regulatory Support Section	4213153000	2,185,865	100
	Water Use Bureau	4311157000	3,828,613	114
<b>Regulation Total</b>			<b>15,121,329</b>	
<b>Reserves/Debt/Fees/Charges</b>	Debt Service	999999799	30,312,127	360
	District Reserves	999999899	61,255,337	361
	District Wide	999999999	2,645,693	362
	Fees	999999599	8,150,000	358
<b>Reserves/Debt/Fees/Charges Total</b>			<b>102,363,157</b>	
<b>Water Resources</b>	Analytical Services Section	4511167100	4,790,539	143
	Applied Science Bureau	4410160100	820,433	122
	Coastal Ecosystems Section	4411161000	3,856,945	124
	Compliance Assessment /Reporting Section	4512168100	2,506,129	148
	Everglades Systems Assessment Section	4413163000	4,836,753	131
	Field Operations - Sampling/Logistics Unit	4513169200	964,860	153
		4513169500	688,420	162
		4513169700	605,312	166
	Lake & River Ecosystems Section	4415165000	3,711,246	137
	Monitoring Developmnet & Implementation Unit	4513169300	1,486,293	157
		4513169400	1,076,356	160
		4513169600	1,377,899	163
	Resource Evaluation Section	4314189000	2,697,105	115
	Water Quality Bureau	4510166000	169,512	141
	Water Quality Monitoring Field Operations Unit	4513169800	437,492	167
	Water Quality Monitoring Section	4513169100	242,866	151
	Water Quality Treatment Technologies Section	4412162000	6,962,894	128
	Water Resources Division	4409160000	1,353,944	120
	Water Supply Bureau	4310156000	22,248,340	113
	Water Supply Development Section	4315450000	1,782,729	118
<b>Water Resources Total</b>			<b>62,616,067</b>	
<b>Grand Total</b>			<b>1,226,394,713</b>	



1010100000 EXECUTIVE OFFICE STAFF

Qty	Item	Name	Fund	FuncArea	FPrgr	Grant	Amount
2.00	Total	510100 - Salaries and Wages - Regular					\$507,293
1.00	Total	520900 - Fringe Benefits - FICA Taxes Employer Share					\$13,791
1.00	Total	521010 - Fringe Benefits - FRS Retirement Contrib					\$56,913
1.00	Total	521110 - Fringe Benefits - Medical Insurance					\$21,150
1.00	Total	521120 - Fringe Benefits - Dental Insurance					\$1,220
1.00	Total	521130 - Fringe Benefits - Vision Insurance					\$137
1.00	Total	521140 - Fringe Benefits - Accidental Death Dismemberment					\$15
1.00	Total	521150 - Fringe Benefits - Long-Term Disability					\$200
1.00	Total	521160 - Fringe Benefits - Life Insurance					\$257
1.00	Total	529990 - Fringe Benefits - Other Personnel Benefits					\$72,309
	Total	Personal Services					\$673,285
1.00	15718	Office Supplies	101000	MA10	NR	NR	
1.00	Total	541510 - Oper Expense - Parts,Supp - Office					\$100
1.00	13335	District Travel	101000	MA10	NR	NR	17,724
1.00	Total	542100 - Oper Expense - District Travel					\$17,724
	Total	Operating Expenses					\$17,824

1010100000 EXECUTIVE OFFICE STAFF

<u>Qty</u>	<u>Item</u>	<u>Name</u>	<u>Fund</u>	<u>FuncArea</u>	<u>FPrgr</u>	<u>Grant</u>	<u>Amount</u>
		Total					<u>\$691,109</u>



1010200000 ASSISTANT EXECUTIVE DIRECTOR

Qty	Item	Name	Fund	FuncArea	FPrgr	Grant	Amount
1.00	Total	510100 - Salaries and Wages - Regular					\$159,661
1.00	Total	520900 - Fringe Benefits - FICA Taxes Employer Share					\$12,214
1.00	Total	521010 - Fringe Benefits - FRS Retirement Contrib					\$50,405
1.00	Total	521110 - Fringe Benefits - Medical Insurance					\$21,150
1.00	Total	521120 - Fringe Benefits - Dental Insurance					\$1,220
1.00	Total	521130 - Fringe Benefits - Vision Insurance					\$137
1.00	Total	521140 - Fringe Benefits - Accidental Death Dismemberment					\$15
1.00	Total	521150 - Fringe Benefits - Long-Term Disability					\$200
1.00	Total	521160 - Fringe Benefits - Life Insurance					\$257
	Total	Personal Services					\$245,259
1.00	32023	O&M Field & Land Mgmt Cost Increases	202000	CK01	NR	NR	1,550,000
1.00	32022	O&M Field & Land Mgmt Cost Increases	202000	CG03	NR	NR	1,550,000
2.00	Total	530100 - Cont Serv - External Provider					\$3,100,000
1.00	32050	O&M C&SF Capital Program	202000	CA02	NR	NR	752,089
1.00	32049	O&M C&SF Capital Program	101000	CA02	NR	NR	563,986
1.00	32051	O&M STA Capital Program	217000	BB02	NR	NR	283,846
3.00	Total	530600 - Cont Serv - Maintenance and Repairs					\$1,599,921
	Total	Contracts					\$1,599,921

\$4,699,921

---

---

---

---

---

---

---



South Florida Water Management District  
FY 2022-2023 Budget  
Division Line Item Functional Area Report - Expenditures

1010200000 ASSISTANT EXECUTIVE DIRECTOR

Qty	Item	Name	Fund	FuncArea	FPrgr	Grant	Amount
1.00	32027	Fuel Increases for Pumping Ops	21700	BB42	NR	NR	586,450
1.00	32021	Fuel Increases for Pumping Ops	0	CE03	NR	NR	2,913,550
			20200				
			0				
2.00	Total	540030 - Oper Expense - Inventory Other Fuels					\$3,500,000
1.00	22693	Training & Conferences	202000	CZ99	NR	NR	2,000
1.00	Total	542000 - Oper Expense - Conference Registrations					\$2,000
	Total	Operating Expenses					\$3,502,000
1.00	32024	IG Report Heavy Equipment Replacements	401000	CZ99	NR	NR	3,000,000
1.00	Total	589300 - Capital Outlay - Equipment					\$3,000,000
	Total	Capital - Operating					\$3,000,000
	Total	ASSISTANT EXECUTIVE DIRECTOR					\$11,447,180

1010300000 CHIEF OF DISTRICT RESILIENCY

Qty	Item	Name	Fund	FuncArea	FPrgr	Grant	Amount
1.00	Total	510100 - Salaries and Wages - Regular					\$120,702
1.00	Total	520900 - Fringe Benefits - FICA Taxes Employer Share					\$9,234
1.00	Total	521010 - Fringe Benefits - FRS Retirement Contrib					\$14,376
1.00	Total	521110 - Fringe Benefits - Medical Insurance					\$16,386
1.00	Total	521120 - Fringe Benefits - Dental Insurance					\$1,220
1.00	Total	521130 - Fringe Benefits - Vision Insurance					\$137
1.00	Total	521140 - Fringe Benefits - Accidental Death Dismemberment					\$16
1.00	Total	521150 - Fringe Benefits - Long-Term Disability					\$200
1.00	Total	521160 - Fringe Benefits - Life Insurance					\$257
	Total	Personal Services					\$162,528
1.00	32004	2022 SA1635A C&SF Comp. Review Study	205000	CA56	101255	NR	2,000,000
1.00	27187	2022 Sect 197 EvrgldsMngrv Migrtion Asmt	214001	CA55	101253	NR	125,000
1.00	27184	2022 Sect 197 Resiliency Corbett Levee	214001	CA55	NR	NR	933,333
1.00	27191	2022 Sect 197 Struct Prsv/HardngProj BCB	214001	CA55	101253	NR	612,500
4.00	Total	530100 - Cont Serv - External Provider					\$3,670,833
	Total	Contracts					\$3,670,833

South Florida Water Management District  
FY 2022-2023 Budget  
Division Line Item Functional Area Report - Expenditures

1010300000 CHIEF OF DISTRICT RESILIENCY

Qty	Item	Name	Fund	FuncArea	FPrgr	Grant	Amount
1.00	27195	2022 Sect 197 S27 CstlStru Refurb/FwdPmp	42400	CA55	101253	NR	25,823,243
1.00	27199	2022 Sect 197 S29 CstlStru Refurb/FwdPmp	1	CA55	101253	NR	29,499,311
1.00	27190	2022 Sect 197 Struct Prsv/Hardng/Protect	42400	CA55	101253	NR	2,093,750
1.00	27185	2023 PBC - Resiliency Corbett Levee	1	CA55	NR	NR	2,000,000
			42400				
			1				
			42400				
			3				
4.00	Total	580800 - Capital Outlay - Water Control Structures					\$59,416,304
	Total	Capital - Construction					\$59,416,304
	Total	CHIEF OF DISTRICT RESILIENCY					\$63,249,665



1012502000 BUDGET BUREAU

Qty	Item	Name	Fund	FuncArea	FPrgr	Grant	Amount
11.00	Total	510100 - Salaries and Wages - Regular					\$890,703
11.00	Total	520900 - Fringe Benefits - FICA Taxes Employer Share					\$68,138
11.00	Total	521010 - Fringe Benefits - FRS Retirement Contrib					\$112,441
11.00	Total	521110 - Fringe Benefits - Medical Insurance					\$189,767
11.00	Total	521120 - Fringe Benefits - Dental Insurance					\$13,420
11.00	Total	521130 - Fringe Benefits - Vision Insurance					\$1,507
11.00	Total	521140 - Fringe Benefits - Accidental Death Dismemberment					\$167
11.00	Total	521150 - Fringe Benefits - Long-Term Disability					\$2,200
11.00	Total	521160 - Fringe Benefits - Life Insurance					\$2,827
	Total	Personal Services					\$1,281,170
1.00	12020	Advertising Expenses/Services	101000	MB12	NR	NR	65,000
1.00	Total	530105 - Cont Serv - Advertising Services					\$65,000
	Total	Contracts					\$65,000

South Florida Water Management District  
FY 2022-2023 Budget  
Division Line Item Functional Area Report - Expenditures

1012502000 BUDGET BUREAU

Qty	Item	Name	Fund	FuncArea	FPrgr	Grant	Amount
1.00	13763	Books/Subscriptions	10100 0	MB63	NR	NR	147
1.00	Total	541100 - Oper Expense - Books/Subscriptions					\$147
1.00	13442	Memberships	101000	MB61	NR	NR	400
1.00	Total	542310 - Oper Expense - Memberships, Dues and Fees					\$400
	Total	Operating Expenses					\$547
	Total	BUDGET BUREAU					\$1,346,717

1013503000 PROCESS & PROJECT CONTROLS SECTION

Qty	Item	Name	Fund	FuncArea	FPrgr	Grant	Amount
7.00	Total	510100 - Salaries and Wages - Regular					\$522,163
7.00	Total	520900 - Fringe Benefits - FICA Taxes Employer Share					\$39,946
7.00	Total	521010 - Fringe Benefits - FRS Retirement Contrib					\$62,189
7.00	Total	521110 - Fringe Benefits - Medical Insurance					\$114,697
7.00	Total	521120 - Fringe Benefits - Dental Insurance					\$8,540
7.00	Total	521130 - Fringe Benefits - Vision Insurance					\$960
7.00	Total	521140 - Fringe Benefits - Accidental Death Dismemberment					\$107
7.00	Total	521150 - Fringe Benefits - Long-Term Disability					\$1,400
7.00	Total	521160 - Fringe Benefits - Life Insurance					\$1,790
	Total	Personal Services					\$751,792
	Total	PROCESS & PROJECT CONTROLS SECTION					\$751,792



1210104000 INSPECTOR GENERAL

Qty	Item	Name	Fund	FuncArea	FPrgr	Grant	Amount
5.00	Total	510100 - Salaries and Wages - Regular					\$444,857
5.00	Total	520900 - Fringe Benefits - FICA Taxes Employer Share					\$34,031
5.00	Total	521010 - Fringe Benefits - FRS Retirement Contrib					\$83,089
5.00	Total	521110 - Fringe Benefits - Medical Insurance					\$86,690
5.00	Total	521120 - Fringe Benefits - Dental Insurance					\$6,100
5.00	Total	521130 - Fringe Benefits - Vision Insurance					\$685
5.00	Total	521140 - Fringe Benefits - Accidental Death Dismemberment					\$75
5.00	Total	521150 - Fringe Benefits - Long-Term Disability					\$1,000
5.00	Total	521160 - Fringe Benefits - Life Insurance					\$1,285
	Total	Personal Services					\$657,812
1.00	14024	Supplemental Investigator Services	101000	MA40	NR	NR	9,000
1.00	Total	530100 - Cont Serv - External Provider					\$9,000
1.00	5	Independent Audit Svcs-GPFS	101000	MA40	NR	NR	160,000
1.00	Total	530900 - Cont Serv - Professional					\$160,000
	Total	Contracts					\$169,000

1210104000 INSPECTOR GENERAL

Qty	Item	Name	Fund	FuncArea	FPrgr	Grant	Amount
1.00	12557	Books & Reference Materials	10100	MA40	NR	NR	270
1.00	11109	Subscriptions & Newspapers	0	MA40	NR	NR	270
			10100				
			0				
2.00	Total	541100 - Oper Expense - Books/Subscriptions					\$540
1.00	99	Office Equipment	101000	MA40	NR	NR	450
1.00	Total	541400 - Oper Expense - Tools/Equipment/PPE					\$450
1.00	15761	Office Supplies	101000	MA40	NR	NR	765
1.00	Total	541510 - Oper Expense - Parts,Supp - Office					\$765
1.00	13444	Training & Conferences	101000	MA40	NR	NR	6,300
1.00	Total	542000 - Oper Expense - Conference Registrations					\$6,300
1.00	15673	Conf. Registrations	101000	MA40	NR	NR	2,284
1.00	15672	District Travel	101000	MA40	NR	NR	1,800
2.00	Total	542100 - Oper Expense - District Travel					\$4,084
1.00	81	Dues & Memberships	101000	MA40	NR	NR	2,700
1.00	Total	542310 - Oper Expense - Memberships, Dues and Fees					\$2,700





1210104000 INSPECTOR GENERAL

Qty	Item	Name	Fund	FuncArea	FPrgr	Grant	Amount
1.00	Total	542400 - Oper Expense - Professional Licenses					\$900
	Total	Operating Expenses					\$15,739
	Total	INSPECTOR GENERAL					\$842,551

\_\_\_\_\_

\_\_\_\_\_

\_\_\_\_\_

\_\_\_\_\_

\_\_\_\_\_

1310105000 GENERAL COUNSEL

Qty	Item	Name	Fund	FuncArea	FPrgr	Grant	Amount
28.00	Total	510100 - Salaries and Wages - Regular					\$2,691,278
28.00	Total	520900 - Fringe Benefits - FICA Taxes Employer Share					\$205,883
28.00	Total	521010 - Fringe Benefits - FRS Retirement Contrib					\$354,800
28.00	Total	521110 - Fringe Benefits - Medical Insurance					\$477,849
28.00	Total	521120 - Fringe Benefits - Dental Insurance					\$34,160
28.00	Total	521130 - Fringe Benefits - Vision Insurance					\$3,837
28.00	Total	521140 - Fringe Benefits - Accidental Death Dismemberment					\$431
28.00	Total	521150 - Fringe Benefits - Long-Term Disability					\$5,600
28.00	Total	521160 - Fringe Benefits - Life Insurance					\$7,162
	Total	Personal Services					\$3,781,000
1.00	83	Legal Notices - Advertisements	101000	MA30	NR	NR	19,800
1.00	Total	530105 - Cont Serv - Advertising Services					\$19,800
1.00	14011	Legal Fees	101000	MA30	NR	NR	279,000
1.00	Total	530111 - Cont Serv - Legal Services					\$279,000
1.00	14361	Science & Technical Support	101000	MA30	NR	NR	85,000
1.00	Total	-					

1310105000 GENERAL COUNSEL

Qty	Item	Name	Fund	FuncArea	FPrgr	Grant	Amount
	Total	530122	-	Cont Serv - Science and Tech. Support Services			\$85,000
1.00	12300	Courier Services	101000	MA30	NR	NR	1,800
1.00	7	Court Reporter Services - General	101000	MA30	NR	NR	36,000
1.00	12937	Investigative Services	101000	MA30	NR	NR	450
1.00	12938	Litigation Copying - General	101000	MA30	NR	NR	5,400
1.00	12299	Mediation Services	101000	MA30	NR	NR	6,754
1.00	12289	Online Research (Westlaw, Lexis)	101000	MA30	NR	NR	39,420
1.00	12936	PACER	101000	MA30	NR	NR	1,200
1.00	12288	Process Servers - General	101000	MA30	NR	NR	5,400
1.00	12358	Recording Costs & Court Fees	101000	MA30	NR	NR	2,700
1.00	12939	Trial Exhibits/Graphics Support-General	101000	MA30	NR	NR	1,800
10.00	Total	530900	-	Cont Serv - Professional			\$100,924
	Total	Contracts					\$484,724
1.00	12357	Legal Library Reference Materials	101000	MA30	NR	NR	13,500
1.00	Total	541100	-	Oper Expense - Books/Subscriptions			\$13,500
1.00	15705	Office Supplies	101000	MA30	NR	NR	3,608
1.00	Total	541510	-	Oper Expense - Parts,Supp - Office			\$3,608
1.00	13445	Training & Conferences	101000	MA30	NR	NR	24,964
1.00	Total	542000	-	Oper Expense - Conference Registrations			\$24,964
1.00	15674	Business Travel	101000	MA30	NR	NR	20,069



South Florida Water Management District  
FY 2022-2023 Budget  
Division Line Item Functional Area Report - Expenditures

1310105000 GENERAL COUNSEL

Qty	Item	Name	Fund	FuncArea	FPrgr	Grant	Amount
1.00	Total	542100 - Oper Expense - District Travel					\$20,069
1.00	88 FL Bar Dues & Memberships		101000	MA30	NR	NR	10,588
1.00	Total	542310 - Oper Expense - Memberships, Dues and Fees					\$10,588
1.00	15261 Other Fees		101000	MA30	NR	NR	1,800
1.00	Total	543300 - Oper Expense - Other Fees					\$1,800
	Total	Operating Expenses					\$74,529
	Total	GENERAL COUNSEL					\$4,340,253

2010106100 ADMINISTRATIVE SERVICES

Qty	Item	Name	Fund	FuncArea	FPrgr	Grant	Amount
8.00	Total	510100 - Salaries and Wages - Regular					\$374,133
2.00	Total	520900 - Fringe Benefits - FICA Taxes Employer Share					\$14,336
2.00	Total	521010 - Fringe Benefits - FRS Retirement Contrib					\$48,080
7.00	Total	521110 - Fringe Benefits - Medical Insurance					\$112,378
7.00	Total	521120 - Fringe Benefits - Dental Insurance					\$7,882
7.00	Total	521130 - Fringe Benefits - Vision Insurance					\$884
2.00	Total	521140 - Fringe Benefits - Accidental Death Dismemberment					\$31
2.00	Total	521150 - Fringe Benefits - Long-Term Disability					\$400
2.00	Total	521160 - Fringe Benefits - Life Insurance					\$514
4.00	Total	529990 - Fringe Benefits - Other Personnel Benefits					\$362,551
	Total	Personal Services					\$921,189
1.00	32026	Contractual Services	101000	MB30	NR	NR	129,835
1.00	Total	530100 - Cont Serv - External Provider					\$129,835
	Total	Contracts					\$129,835

2010106100 ADMINISTRATIVE SERVICES

Qty	Item	Name	Fund	FuncArea	FPrgr	Grant	Amount
1.00	15713	Office Supplies	10100	MB85	NR	NR	226
1.00	15716	Office Supplies	0	MB20	NR	NR	2,655
1.00	15738	Office Supplies	10100	MB63	NR	NR	225
1.00	18209	Office Supplies	0	MB30	NR	NR	103
1.00	18208	Office Supplies	10100	MB31	NR	NR	967
1.00	15710	Parts, Supplies & Expense - Office	0	MB12	NR	NR	676
			10100				
			0				
			10100				
			0				
6.00	Total	541510 - Oper Expense - Parts,Supp - Office					\$4,852
1.00	21004	Training	101000	MB12	NR	NR	2,762
1.00	13443	Training & Conferences	101003	MB41	NR	NR	521
1.00	13447	Training & Conferences	101000	MB41	NR	NR	506
1.00	13448	Training & Conferences	101000	MB30	NR	NR	5,545
1.00	13450	Training & Conferences	101000	MB20	NR	NR	6,480
5.00	Total	542000 - Oper Expense - Conference Registrations					\$15,814
1.00	15676	Business Travel	101000	MB12	NR	NR	652
1.00	15675	Business Travel/Training	101000	MB85	NR	NR	652
1.00	15665	District Business Travel	101000	MB20	NR	NR	1,260
1.00	16146	District Travel	101000	MB30	NR	NR	2,844
1.00	15670	Travel, Non-Training	101000	MB41	NR	NR	1,365
5.00	Total	542100 - Oper Expense - District Travel					\$6,773
	Total	Operating Expenses					\$27,439
	Total	ADMINISTRATIVE SERVICES					\$1,078,463



2011107000 EMERGENCY MANAGEMENT SECTION

Qty	Item	Name	Fund	FuncArea	FPrgr	Grant	Amount
1.00	Total	510100 - Salaries and Wages - Regular					\$98,342
1.00	Total	520900 - Fringe Benefits - FICA Taxes Employer Share					\$7,523
1.00	Total	521010 - Fringe Benefits - FRS Retirement Contrib					\$11,713
1.00	Total	521110 - Fringe Benefits - Medical Insurance					\$21,150
1.00	Total	521120 - Fringe Benefits - Dental Insurance					\$1,220
1.00	Total	521130 - Fringe Benefits - Vision Insurance					\$137
1.00	Total	521140 - Fringe Benefits - Accidental Death Dismemberment					\$15
1.00	Total	521150 - Fringe Benefits - Long-Term Disability					\$200
1.00	Total	521160 - Fringe Benefits - Life Insurance					\$257
	Total	Personal Services					\$140,557
1.00	13503	EM-Training & Conference	101000	MS10	NR	NR	350
1.00	13446	Training & Conferences	101000	MS10	NR	NR	999
2.00	Total	542300 - Oper Expense - Travel for Training					\$1,349
	Total	Operating Expenses					\$1,349
	Total	EMERGENCY MANAGEMENT SECTION					\$141,906

2110108500 FLIGHT OPERATIONS UNIT

Qty	Item	Name	Fund	FuncArea	FPrgr	Grant	Amount
6.00	Total	510100 - Salaries and Wages - Regular					\$502,695
6.00	Total	520900 - Fringe Benefits - FICA Taxes Employer Share					\$38,457
6.00	Total	521010 - Fringe Benefits - FRS Retirement Contrib					\$70,741
6.00	Total	521110 - Fringe Benefits - Medical Insurance					\$103,077
6.00	Total	521120 - Fringe Benefits - Dental Insurance					\$7,320
6.00	Total	521130 - Fringe Benefits - Vision Insurance					\$822
6.00	Total	521140 - Fringe Benefits - Accidental Death Dismemberment					\$92
6.00	Total	521150 - Fringe Benefits - Long-Term Disability					\$1,200
6.00	Total	521160 - Fringe Benefits - Life Insurance					\$1,542
	Total	Personal Services					\$725,946
1.00	16162	407- Unscheduled Maintenance	217003	BZ00	NR	NR	70,981
1.00	Total	530600 - Cont Serv - Maintenance and Repairs					\$70,981
1.00	12537	BART Maintenance	101000	HA00	NR	NR	3,500
1.00	24645	BART Maintenance	101003	HA00	NR	NR	650
2.00	Total	530602 - Cont Serv - Maint & Repairs - Computer Software					\$4,150
1.00	15267	Pilot Services	101003	HA00	NR	NR	13,000
	Total	Contracts					

2110108500 FLIGHT OPERATIONS UNIT

Qty	Item	Name	Fund	FuncArea	FPrgr	Grant	Amount
1.00		Total 530900 - Cont Serv - Professional					\$13,000
		Total Contracts					<del>\$88,131</del>
1.00	16167	Aircraft Fuel	21700	BJ02	NR	NR	<del>36,503</del>
1.00	16159	Aircraft Fuel	0	SB11	NR	NR	50,001
1.00	26017	Aircraft Fuel	10100	AZ00	NR	NR	<del>40,000</del>
1.00	16158	Aircraft Fuel	0	HA00	NR	NR	57,110
1.00	11696	Aircraft Fuel (Float)	10100	BZ00	NR	NR	<del>57,445</del>
			10100				
			0				
5.00		Total 540030 - Oper Expense - Inventory Other Fuels	21700				\$241,059
			0				
1.00	21679	Aircraft Data Subscriptions		HA00	NR	NR	5,000
1.00	18245	Engine Maintenance Manuals		AZ00	NR	NR	480
1.00	18244	Engine Maintenance Manuals		SB11	NR	NR	<del>320</del>
1.00	18200	Sectional Navigational Charts		MV01	NR	NR	230
1.00	18199	Sectional Navigational Charts	10100	AZ00	NR	NR	<del>230</del>
1.00	18201	XM Satellite Renewal	3	AZ00	NR	NR	1,205
1.00	18202	XM Satellite Renewal	10100	HA00	NR	NR	<del>205</del>
			0				
			10100				
			0				
			10100				
			0				
			10100				
			0				
			10100				
			0				
7.00		Total 541100 - Oper Expense - Books/Subscriptions					\$7,670
1.00	18243	Uniforms	101000	HA00	NR	NR	1,500
1.00	18242	Uniforms	101000	AZ00	NR	NR	500

2.00 Total

541400 - Oper Expense - Tools/Equipment/PPE \$2,000

1.00	17092 407 - Unscheduled Maintenance	217000	BZ00	NR	NR	30,307
1.00	19297 407 Unscheduled Maintenance	101003	HA00	NR	NR	<u>46,401</u>
1.00	12026 5000 Hour Inspection	217000	BZ00	NR	NR	76,355
1.00	24646 5000 Hour Inspection	101003	HA00	NR	NR	<u>23,645</u>
1.00	16161 Float Unscheduled Maintenance	217000	BZ00	NR	NR	144,236
1.00	18226 Parts & Supplies	101000	HA00	NR	NR	<u>55,605</u>

\_\_\_\_\_

\_\_\_\_\_

\_\_\_\_\_

\_\_\_\_\_

\_\_\_\_\_

\_\_\_\_\_

\_\_\_\_\_

\_\_\_\_\_



2110108500 FLIGHT OPERATIONS UNIT

Qty	Item	Name	Fund	FuncArea	FPrgr	Grant	Amount
1.00	18223	Parts & Supplies	10100	SB11	NR	NR	8,321
1.00	18225	Parts & Supplies	0	AZ00	NR	NR	16,642
1.00	18224	Parts & Supplies	10100	MV01	NR	NR	2,642
			0				
			10100				
			0				
9.00	Total	541500 - Oper Expense - Parts and Supplies					\$404,154
1.00	15712	Office Supplies	101000	MV01	NR	NR	271
1.00	Total	541510 - Oper Expense - Parts,Supp - Office					\$271
1.00	12540	PBIA I.D. Background Check Renewals	101000	HA00	NR	NR	450
1.00	Total	541900 - Oper Expense - Other					\$450
1.00	97	Dues & Memberships	101000	MV01	NR	NR	585
1.00	Total	542310 - Oper Expense - Memberships, Dues and Fees					\$585
1.00	18227	Bell Helicopter Recurrent Training	101000	SB11	NR	NR	4,860
1.00	18230	Bell Helicopter Recurrent Training	101000	AZ00	NR	NR	14,580
1.00	18229	Bell Helicopter Recurrent Training	101000	MV01	NR	NR	2,150
1.00	18228	Bell Helicopter Recurrent Training	101000	HA00	NR	NR	27,010
1.00	13655	Bell Helicopter Recurretr Trng - Float	217000	BZ00	NR	NR	16,200
5.00	Total	542400 - Oper Expense - Professional Licenses					\$64,800
	Total	Operating Expenses					\$720,989

Total FLIGHT OPERATIONS UNIT

\$1,535,066

---

2111109100 GENERAL SERVICES SECTION

Qty	Item	Name	Fund	FuncArea	FPrgr	Grant	Amount
3.00	Total	510100 - Salaries and Wages - Regular					\$247,187
3.00	Total	520900 - Fringe Benefits - FICA Taxes Employer Share					\$18,910
3.00	Total	521010 - Fringe Benefits - FRS Retirement Contrib					\$29,440
3.00	Total	521110 - Fringe Benefits - Medical Insurance					\$53,921
3.00	Total	521120 - Fringe Benefits - Dental Insurance					\$3,660
3.00	Total	521130 - Fringe Benefits - Vision Insurance					\$411
3.00	Total	521140 - Fringe Benefits - Accidental Death Dismemberment					\$46
3.00	Total	521150 - Fringe Benefits - Long-Term Disability					\$600
3.00	Total	521160 - Fringe Benefits - Life Insurance					\$771
	Total	Personal Services					\$354,946
1.00	12302	Parts & Supplies	101000	MB41	NR	NR	140
1.00	Total	541500 - Oper Expense - Parts and Supplies					\$140
1.00	15757	Office Supplies	101003	MB41	NR	NR	1,377
1.00	Total	541510 - Oper Expense - Parts,Supp - Office					\$1,377
	Total	Operating Expenses					\$1,517
	Total	GENERAL SERVICES SECTION					\$356,463

2111109200 FACILITIES UNIT

Qty	Item	Name	Fund	FuncArea	FPrgr	Grant	Amount
6.00	Total	510100 - Salaries and Wages - Regular					\$326,873
6.00	Total	520900 - Fringe Benefits - FICA Taxes Employer Share					\$25,005
6.00	Total	521010 - Fringe Benefits - FRS Retirement Contrib					\$38,931
6.00	Total	521110 - Fringe Benefits - Medical Insurance					\$98,311
6.00	Total	521120 - Fringe Benefits - Dental Insurance					\$7,320
6.00	Total	521130 - Fringe Benefits - Vision Insurance					\$822
6.00	Total	521140 - Fringe Benefits - Accidental Death Dismemberment					\$89
6.00	Total	521150 - Fringe Benefits - Long-Term Disability					\$1,200
6.00	Total	521160 - Fringe Benefits - Life Insurance					\$1,502
	Total	Personal Services					\$500,053



2111109200 FACILITIES UNIT

Qty	Item	Name	Fund	FuncArea	FPrgr	Grant	Amount
1.00	12944	Move Employee Personal Effects - HQ	10100	MB41	NR	NR	20,000
1.00	12945	Moving/Systems Furniture Installation	0	MB41	NR	NR	53,200
1.00	12964	Security - Dist. Security Systems	10100	MS30	NR	NR	16,125
1.00	12965	Security - District Access Control	0	MS30	NR	NR	13,312
			10100				
			0				
			10100				
			0				
4.00	Total	530100 - Cont Serv - External Provider					\$102,637
1.00	12375	B-1 Cooling Tower Treatment Chemicals	101000	MB41	NR	NR	7,500
1.00	19291	B-1 Replace Failing Roof Drain Pipes	101003	MB41	NR	NR	25,000
1.00	16149	B-1 Replace Restrm Corroded Drain Pipes	101003	MB41	NR	NR	25,000
1.00	16148	B-1 Restroom Renovation	101003	MB41	NR	NR	80,000
1.00	23014	B-270 Chiller Replacement	101003	MB41	NR	NR	91,800
1.00	103	B-374 Pest control	101000	MB41	NR	NR	3,000
1.00	15166	B-374 Diesel Fuel Cleaning	101000	MB41	NR	NR	<u>750</u>
1.00	12306	B-374 Electrical Contractor	101000	MB41	NR	NR	4,900
1.00	15165	B-374 Environmental Lab BMS Maint	101000	MB41	NR	NR	12,000
1.00	15164	B-374 Environmental Lab Elevator Maint	101000	MB41	NR	NR	5,250
1.00	15810	B-374 Exhaust Fans - Test & Balance	101003	MB41	NR	NR	3,500
1.00	11958	B-374 Floor Mat Service	101000	MB41	NR	NR	1,975
1.00	11957	B-374 General Maintenance	101000	MB41	NR	NR	<u>21,000</u>
1.00	12	B-374 Generator Maintenance	101000	MB41	NR	NR	3,500
1.00	15811	B-374 Infrared Electric Inspections	101003	MB41	NR	NR	3,500
1.00	100	B-374 NFPA Code Compliance	101000	MB41	NR	NR	2,500
1.00	15814	B-374 Painting	101003	MB41	NR	NR	5,000
1.00	19287	B-435 Generator Service	101003	MB41	NR	NR	<u>2,200</u>
1.00	19286	B-435 HVAC Service	101003	MB41	NR	NR	2,500
1.00	19288	B-435 LPG Generator Fuel	101003	MB41	NR	NR	1,500
1.00	19289	B-435 Mission Critical Cleaning	101003	MB41	NR	NR	1,700
1.00	12955	B1 Building Envelope Repairs	101000	MB41	NR	NR	5,000
1.00	15816	B1 Storm Shutter Maintenance & Repair	101003	MB41	NR	NR	16,000
1.00	28	B1 Storm Shutter Maintenance & Repair	101000	MB41	NR	NR	<u>9,577</u>
1.00	16150	BCB ARC Flash Analysis	101003	MB41	NR	NR	5,000
1.00	15807	Department of Corrections Work Crew	101003	MB41	NR	NR	28,000
1.00	12568	District Locksmith Services	101000	MS30	NR	NR	10,000
1.00	12446	Dupuis Reserve - A/C Maintenance	202000	AA11	NR	NR	2,450
1.00	12439	Dupuis Reserve-General Maintenance	202000	AA11	NR	NR	3,150

\$102,637

---

---

---

---

---

---

---

---

---

2111109200 FACILITIES UNIT

Qty	Item	Name	Fund	101000	Fu	B	1
				101000	nc	4	MB41
				101000	Ar	1	MB41
1.00	15315	EOC Switchgear Maintenance	10100	101000	ea	M	MB41
1.00	12374	EOC UPS Maintenance	3	101003		B	MB41
1.00	12545	EOC Well Maintenance	10100	101000	M	4	MB41
1.00	15316	EOC infrared inspections (electric)	3	101000	B	1	MB41
1.00	30	Environmental Lab Acid Tank Cleaning	10100	101000	4	M	MB41
1.00	13	Environmental Lab HVAC Maintenance	0	101003	1	B	MB41
1.00	13362	FOC BMS Maintenance	10100	101000	M	4	MB41
1.00	15361	FOC Electric Infrared Inspections	3	101003	B	1	MB41
1.00	11959	FOC Electrical Contractor	10100	101003	4	M	MB41
1.00	11960	FOC Elevator Maintenance	0	101003	1	B	MB41
1.00	11961	FOC General Maintenance	10100	101000	M	4	MB41
1.00	11707	FOC Generator Maintenance Service	3	101000	B	1	MB41
1.00	11103	FOC HVAC Service	10100	101000	4	M	MB41
1.00	12015	FOC Ice Machine Maintenance	0	101003	1	B	MB41
1.00	11700	FOC Landscape	10100	101003	M	4	MB41
1.00	11962	FOC Maintenance Contract	0	101000	B	1	MB41
1.00	11104	FOC NFPA Code Compliance	10100	101000	4	M	MB41
1.00	11963	FOC Outdoor Lighting Maintenance	0	101003	1	B	MB41
1.00	15362	FOC Overhead Door Maintenance	10100	101000	M	4	MB41
1.00	15813	FOC Painting	3	101003	B	1	MB41
1.00	11102	FOC Pest Control	10100	101003	4	M	MB41
1.00	16153	FT Myers SC Replace VAV's	0	101000	1	B	MB41
1.00	11	HQ - Generator Maintenance Service	10100	101000	M	4	MB41
1.00	12272	HQ BMS Maintenance	0	101003	B	1	MB41
1.00	11697	HQ Cafeteria Maintenance	10100	101000	4	M	MB41
1.00	13808	HQ Carpet Cleaning	0	101003	1	B	MB41
1.00	12554	HQ Construction Projects	10100	101000	M	4	MB41
1.00	11705	HQ Diesel Tank Fuel Cleaning	0	101003	B	1	MB41
1.00	47	HQ Electrical Contractor	10100	101000	4	M	MB41
1.00	12271	HQ Elevator Service	0	101003	1	B	MB41
1.00	19	HQ General Maintenance Projects	10100	101000	4	M	MB41
1.00	11703	HQ HVAC Repairs	0	101003	1	B	MB41
1.00	21	HQ HVAC Service Agreements	10100	101000	M	4	MB41
1.00	15360	HQ HVAC Test & Balance Service	3	101003	B	1	MB41
1.00	15359	HQ Indoor Air Quality Assessments	10100	101000	4	M	MB41
1.00	16	HQ Landscape Maintenance	0	101003	1	B	MB41
1.00	12546	HQ Maintenance	10100	101000	4	M	MB41
1.00	17	HQ Mat Cleaning Service	3	101003	1	B	MB41
					M	4	

Amount

NR	NR	20,000		
NR	NR	28,000		
NR	NR	1,540		
NR	NR	7,200	FPrG	Grant
NR	NR	2,100		
NR	NR	35,500		
NR	NR	5,000		
NR	NR	2,000		
NR	NR	14,000		
NR	NR	3,150		
NR	NR	28,500		
NR	NR	3,650		
NR	NR	22,400		
NR	NR	2,450		
NR	NR	13,000		
NR	NR	45,500		
NR	NR	4,200		
NR	NR	2,450		
NR	NR	2,000		
NR	NR	5,000		
NR	NR	3,300		
NR	NR	2,000		
NR	NR	19,460		
NR	NR	24,500		
NR	NR	8,000		
NR	NR	30,000		
NR	NR	15,000		
NR	NR	9,200		
NR	NR	30,000		
NR	NR	14,750		
NR	NR	47,720		
NR	NR	30,000		
NR	NR	68,000		
NR	NR	5,000		
NR	NR	5,000		
NR	NR	74,373		
NR	NR	96,000		
NR	NR	2,000		

2111109200 FACILITIES UNIT

Qty	Item	Name	Fund	101000	Fu	M	B41
				101000	nc	B	MB41
				101000	Ar	4	MB41
1.00	14	HQ NFPA Code Compliance	10100	202000	ea	1	MB41
1.00	15812	HQ Painting	0	101003		M	MB41
1.00	18	HQ Parking Lot Maintenance Service	10100	101000	M	B	
1.00	101	HQ Pest Control	3		B	4	
1.00	20	HQ Plumbing Repairs	10100		4	1	
1.00	12949	HQ Pressure Cleaning Services	3		1	M	
1.00	60	HQ Retention Lake Maintenance	10100		M	B	
1.00	15	HQ Roof Maintenance	0		B	4	
1.00	12555	Health Safety Corrections	10100		4	1	
1.00	12552	Okee WQM - Water Treatment	0		1	M	
1.00	12551	Okee WQM A/C Maintenance	10100		M	S	
1.00	12550	Okee WQM General Maintenance	3		B	3	
1.00	12548	SC NFPA Code Compliance	10100		4	0	
1.00	12547	SC Site General Maintenance	0		1	M	
1.00	12565	Security - District CCTV Maint	10100		M	S	
1.00	12971	Security - District Gate Maintenance	0		B	3	
1.00	12566	Security - HQ Security Systems Maint	10100		4	0	
1.00	15162	Security - Lexis Nexus Access	3		4	0	
1.00	13702	Security - Win-Pack System Maint.	10100		1	M	
1.00	16155	Security Access Control Software Upgrade	0		M	B	
1.00	16171	Security HQ Replace Access Control Panel	10100		B	4	
1.00	16154	Security Replace Analog & IP Cameras	0		4	1	
1.00	12567	Security-District Intrusion Alarm Maint	10100		1	M	
1.00	12549	Service Center Maintenance	3		M	S	
1.00	15815	Service Center Maintenance	10100		B	3	
1.00	15808	Space Planning / Design	0		4	0	
1.00	17091	Space Planning / Design	10100		1	M	
			0		1	M	
			10100		M	S	
			0		B	3	
			10100		4	0	
			0		1	M	
			10100		M	S	
			0		B	3	
			10100		4	0	
			3		1	M	
			10100		M	S	
			3		B	3	
			10100		4	0	
			3		1	M	
			10100		M	S	
			3		B	3	
			10100		4	0	
			3		1	M	



		Amount			FPrgr	Grant		
NR	NR	10,000						
NR	NR	15,000						
NR	NR	25,000						
NR	NR	14,000						
NR	NR	25,800						
NR	NR	100						
NR	NR	6,702						
NR	NR	7,500						
NR	NR	6,300						
NR	NR	1,050						
NR	NR	1,750						
NR	NR	5,600						
NR	NR	4,000						
NR	NR	3,000						
NR	NR	16,000						
NR	NR	9,250						
NR	NR	22,500						
NR	NR	4,200						
NR	NR	16,875						
NR	NR	2,677						
NR	NR	12,402						
NR	NR	10,037						
NR	NR	13,312						
NR	NR	5,000						
NR	NR	7,000						
NR	NR	40,000						
NR	NR	10,000						
94.00	Total	530600	- Cont Serv - Maintenance and Repairs				\$1,410,250	
1.00	11699 B-374 Solid Waste Removal			101000	MB41	NR	NR	2,150
1.00	13375 Dupuis, Janitorial Services			101000	MB41	NR	NR	8,400
1.00	25 Environmental Lab Janitorial			101003	MB41	NR	NR	52,000
1.00	12274 FOC - Special Services Janitorial			101000	MB41	NR	NR	2,500
1.00	12016 FOC Annual Waste Assessment			101000	MB41	NR	NR	8,000
1.00	11105 FOC Buildings - Janitorial			101000	MB41	NR	NR	22,372

2111109200 FACILITIES UNIT

Qty	Item	Name	Fund	FuncArea	FPrgr	Grant	Amount
1.00	12017	FOC Lift Station Maintenance	10100	MB41	NR	NR	1,980
1.00	11698	FOC Solid Waste Removal	0	MB41	NR	NR	2,150
1.00	12273	HQ Janitorial Services	10100	MB41	NR	NR	257,800
1.00	33	HQ Solid Waste Removal	0	MB41	NR	NR	10,000
1.00	32	HQ Special Assessment Solid Waste	10100	MB41	NR	NR	40,000
1.00	11970	Hazardous Waste & Recycling Services	3	MB41	NR	NR	1,400
1.00	26	Okeechobee WQM Janitorial	10100	MB41	NR	NR	8,250
1.00	12570	Security - Special Security Guard Svcs.	0	MS30	NR	NR	8,733
1.00	17090	Security Guard Contract	0	MS30	NR	NR	40,610
1.00	12569	Security Guard Contract	10100	MS30	NR	NR	260,750
1.00	11965	Special Pickups Solid Waste	0	MB41	NR	NR	500
			10100				
			0				
			10100				
			0				
			10100				
			3				
			10100				
			0				
17.00	Total	531100 - Cont Serv - General Maintenance					\$727,595
	Total	Contracts					\$2,240,482
1.00	15167	B-374 Diesel Fuel	101000	MB41	NR	NR	3,500
1.00	37	Diesel Fuel - FOC	101000	MB41	NR	NR	2,500
1.00	11966	Diesel Fuel - HQ	101000	MB41	NR	NR	12,000
3.00	Total	540030 - Oper Expense - Inventory Other Fuels					\$18,000
1.00	36	Natural Gas, Fuel	101000	MB41	NR	NR	5,000
1.00	Total	541200 - Oper Expense - Liquid Propane Fuel					\$5,000

1.00						
1.00	46 Safety Shoes	101000	MB41	NR	NR	600
	45 Uniforms	101000	MB41	NR	NR	700

---

2.00	Total	541400	- Oper Expense - Tools/Equipment/PPE			\$1,300
------	-------	--------	--------------------------------------	--	--	---------

Total Operating Expenses

---



---



---



---

2111109200 FACILITIES UNIT

Qty	Item	Name	Fund	FuncArea	FPrgr	Grant	Amount
1.00	13745	Additional Furniture Requests	10100	MB41	NR	NR	7,500
1.00	15168	B-374 Restroom Paper Items	0	MB41	NR	NR	4,200
1.00	12946	Cabling for Office Renovations	10100	MB41	NR	NR	3,500
1.00	12277	Electrical Parts - General	0	MB41	NR	NR	13,950
1.00	11968	FOC Electrical Parts	10100	MB41	NR	NR	1,350
1.00	11969	FOC Facilities Supplies	0	MB41	NR	NR	3,640
1.00	11701	FOC Replacement Parts	10100	MB41	NR	NR	3,500
1.00	11967	FOC Restroom Paper Products	0	MB41	NR	NR	2,800
1.00	44	HQ Facilities Supplies	10100	MB41	NR	NR	9,565
1.00	13807	HQ HVAC filters & UV lamps	0	MB41	NR	NR	9,500
1.00	16099	HQ Replacement Parts	10100	MB41	NR	NR	22,182
1.00	43	HQ Replacement Parts	0	MB41	NR	NR	6,492
1.00	11110	HQ Restroom Paper Products	10100	MB41	NR	NR	30,000
1.00	12953	Okeechobee WQM Restroom Paper Products	0	MB41	NR	NR	2,100
1.00	12572	Security - Maint & Repair Supplies	10100	MS30	NR	NR	2,250
1.00	12571	Security - Parts & Fittings	0	MS30	NR	NR	6,465
			10100				
			0				
			10100				
			3				
			10100				
			0				
			10100				
			3				
			10100				
			0				
			10100				
			0				
			10100				
			0				
			10100				
			0				
16.00	Total	541500 - Oper Expense - Parts and Supplies					\$128,994
1.00	15746	Security - Office Supplies	101000	MS30	NR	NR	1,002
1.00	Total	541510 - Oper Expense - Parts,Supp - Office					\$1,002

1.00							
	12276	Emergency Rental Equipment	101000	MB41	NR	NR	10,500
1.00	Total	541600 - Oper Expense - Rent/Lease Equipment					\$10,500
<hr/>							
1.00	48	Dues and Memberships	101000	MB41	NR	NR	100
1.00	Total	542310 - Oper Expense - Memberships, Dues and Fees					\$100
	Total	Operating Expenses					
<hr/>							
<hr/>							
<hr/>							
<hr/>							
<hr/>							

2111109200 FACILITIES UNIT

Qty	Item	Name	Fund	FuncArea	FPrgr	Grant	Amount
1.00	13656	Hangar/Office Rental	21700	BZ00	NR	NR	21,768
1.00	26038	Hangar/Office Rental	0	MB41	NR	NR	<u>65,305</u>
1.00	27610	Hangar/Office Rental	10100 3	HA00	NR	NR	55,551
			10100 0				<u>          </u>
3.00	Total	543650 - Oper Expense - Space Rental					\$142,624
1.00	104 B-374	Water and Sewer	101000	MB41	NR	NR	8,900
1.00	11704 B270	Electric Utility	101003	MB41	NR	NR	78,000
1.00	12018	Environmental Lab Electric Utility	101003	MB41	NR	NR	153,000
1.00	11702 FOC	Water and Sewer	101000	MB41	NR	NR	11,000
1.00	34 HQ	Electric Utilities	101003	MB41	NR	NR	600,000
1.00	35 HQ	Water & Sewer	101003	MB41	NR	NR	39,900
6.00	Total	543700 - Oper Expense - Utilities					\$890,800
	Total	Operating Expenses					\$1,198,320
1.00	16157	Security HQ B1 - Replace DVR	401003	MS30	NR	NR	9,500
1.00	Total	589300 - Capital Outlay - Equipment					\$9,500
	Total	Capital - Operating					\$9,500
1.00	16156	Security SC's Replace Access Control Pan	401003	MS30	NR	NR	12,402
1.00	Total	589100 - Capital Outlay - Buildings					\$12,402
	Total	Capital - Construction					\$12,402





2111109220 GENERAL SERVICES - FT MEYERS SVC CENTER

Qty	Item	Name	Fund	FuncArea	FPrgr	Grant	Amount
1.00	12008	Ft Myers Elevator Maintenance & Repair	20200	MB41	NR	NR	3,632
1.00	12009	Ft Myers Landscape Maintenance Service	0	MB41	NR	NR	<u>7,700</u>
1.00	12007	Ft Myers SC A/C Maintenance	20200	MB41	NR	NR	18,000
1.00	12282	Ft Myers SC Bldg Maint Services Contract	0	MB41	NR	NR	35,536
1.00	11712	Ft Myers SC Exterior Building Envelope	20200	MB41	NR	NR	3,000
1.00	12325	Ft Myers SC General Maint & Repairs	0	MB41	NR	NR	4,725
1.00	12010	Ft Myers SC NFPA Inspections/Maintenance	0	MB41	NR	NR	2,965
1.00	11714	Ft Myers SC Pest Control Services	20200	MB41	NR	NR	<u>900</u>
			0				
			20200				
			0				
			20200				
			0				
			20200				
			0				
8.00	Total	531100 - Cont Serv - General Maintenance					\$76,458
1.00	11979	Ft Myers SC Janitorial Services	202000	MB41	NR	NR	<u>25,000</u>
1.00	Total	531101 - Cont Serv - Janitorial Services					\$25,000
1.00	12011	Ft Myers Security System Main & Repair	202000	MB41	NR	NR	<u>500</u>
1.00	Total	531102 - Cont Serv - Security Services					\$500
	Total	Contracts					\$101,958
1.00	15163	Ft Myers SC Restroom Paper Supplies	202000	MB41	NR	NR	<u>2,800</u>
1.00	Total	541500 - Oper Expense - Parts and Supplies					<u>\$2,800</u>
1.00	11708	Electrical Service	202000	MB41	NR	NR	43,805



2111109220 GENERAL SERVICES - FT MEYERS SVC CENTER

Qty	Item	Name	Fund	FuncArea	FPrgr	Grant	Amount
1.00	Total	543702 - Oper Expense - Water/Sewer Service					\$6,500
	Total	Operating Expenses					\$53,105
	Total	GENERAL SERVICES - FT MEYERS SVC CENTER					\$155,063

---

---

2111109250 GEN SVCS-OKEECHOBEE SVC CENTER

Qty	Item	Name	Fund	FuncArea	FPrgr	Grant	Amount
1.00	17087	Okeechobee Service Center Janitorial	20200	MB41	NR	NR	30,000
			0				
1.00	Total	531101 - Cont Serv - Janitorial Services					\$30,000
1.00	11964	Recycling & Trash Removal	202000	MB41	NR	NR	450
1.00	Total	531103 - Cont Serv - Waste Disposal Services					\$450
	Total	Contracts					\$30,450
1.00	3	Office Lease - Okeechobee Svc Cntr	202000	MB41	NR	NR	64,000
1.00	Total	543650 - Oper Expense - Space Rental					\$64,000
1.00	17086	Okeechobee Service Center Utilities	202000	MB41	NR	NR	15,000
1.00	Total	543700 - Oper Expense - Utilities					\$15,000
	Total	Operating Expenses					\$79,000
	Total	GEN SVCS-OKEECHOBEE SVC CENTER					\$109,450

2111109260 GEN SVCS-ORLANDO SVC CENTER

Qty	Item	Name	Fund	FuncArea	FPrgr	Grant	Amount
1.00	15809	Orlando Service Center - Carpet Cleaning	10100 3	MB41	NR	NR	2,000
1.00		Total 530600 - Cont Serv - Maintenance and Repairs					\$2,000
		Total Contracts					\$2,000
1.00	11977	ORL Parts & Supplies - Bldg & Grounds	202000	MB41	NR	NR	1,650
1.00	12369	ORL Parts & Supplies - Janitorial	202000	MB41	NR	NR	1,400
2.00		Total 541503 - Oper Expense - Parts,Supp - Build & Ground Equip					\$3,050
1.00	12012	ORL Parts & Supplies - Electrical	202000	MB41	NR	NR	1,400
1.00		Total 541505 - Oper Expense - Parts,Supp - Electrical/Electronic					\$1,400
1.00	2	Office Lease - Orlando Svc Cntr	202000	MB41	NR	NR	113,850
1.00		Total 543650 - Oper Expense - Space Rental					\$113,850
		Total Operating Expenses					\$118,300
		Total GEN SVCS-ORLANDO SVC CENTER					\$120,300

2111109270 GEN SVCS-BCB SVC CENTER

Qty	Item	Name	Fund	FuncArea	FPrgr	Grant	Amount
1.00	20047	BCB - Handyman Services	20300	MB41	NR	NR	7,000
1.00	26029	Mechanical Repairs	0	MB41	NR	NR	5,600
			20300				
			0				
2.00	Total	530600 - Cont Serv - Maintenance and Repairs					\$12,600
1.00	14023	BCB Building Envelope Repairs	203000	MB41	NR	NR	5,000
1.00	14019	BCB Building Maintenance Services	203000	MB41	NR	NR	12,887
1.00	14018	BCB HVAC Maintenance	203000	MB41	NR	NR	5,000
1.00	14021	BCB Landscape Maintenance Service	203000	MB41	NR	NR	12,000
1.00	14020	BCB NFPA Inspections & Maintenance	203000	MB41	NR	NR	1,800
1.00	14022	BCB Pest Control Services	203000	MB41	NR	NR	3,200
6.00	Total	531100 - Cont Serv - General Maintenance					\$39,887
1.00	13668	BCB Janitorial Services	203000	MB41	NR	NR	11,000
1.00	Total	531101 - Cont Serv - Janitorial Services					\$11,000
1.00	13669	BCB Security System Maintenance & Repair	203000	MB41	NR	NR	1,500
1.00	Total	531102 - Cont Serv - Security Services					\$1,500
1.00	15093	Recycling & Trash Removal	203000	MB41	NR	NR	3,675
1.00	Total	531103 - Cont Serv - Waste Disposal Services					\$3,675
	Total	Contracts					\$68,662

South Florida Water Management District  
FY 2022-2023 Budget  
Division Line Item Functional Area Report - Expenditures

2111109270 GEN SVCS-BCB SVC CENTER

Qty	Item	Name	Fund	FuncArea	FPrgr	Grant	Amount
1.00	15091	Electric Service	20300 0	MB41	NR	NR	5,500
1.00		Total 543701 - Oper Expense - Electrical Service					\$5,500
1.00	15092	Water & Sewer Services	203000	MB41	NR	NR	11,800
1.00		Total 543702 - Oper Expense - Water/Sewer Service					\$11,800
		Total Operating Expenses					\$17,300
		Total GEN SVCS-BCB SVC CENTER					\$85,962



2111109500 BUSINESS SUPPORT UNIT

Qty	Item	Name	Fund	FuncArea	FPrgr	Grant	Amount
5.00	Total	510100 - Salaries and Wages - Regular					\$248,080
5.00	Total	520900 - Fringe Benefits - FICA Taxes Employer Share					\$18,977
5.00	Total	521010 - Fringe Benefits - FRS Retirement Contrib					\$34,463
5.00	Total	521110 - Fringe Benefits - Medical Insurance					\$81,925
5.00	Total	521120 - Fringe Benefits - Dental Insurance					\$6,100
5.00	Total	521130 - Fringe Benefits - Vision Insurance					\$685
5.00	Total	521140 - Fringe Benefits - Accidental Death Dismemberment					\$67
5.00	Total	521150 - Fringe Benefits - Long-Term Disability					\$1,000
5.00	Total	521160 - Fringe Benefits - Life Insurance					\$1,129
	Total	Personal Services					\$392,426
1.00	29 Mail Courier Service		101003	MB42	NR	NR	75,600
1.00	Total	531200 - Cont Serv - Mail/Courier					\$75,600
	Total	Contracts					\$75,600

2111109500 BUSINESS SUPPORT UNIT

Qty	Item	Name	Fund	FuncArea	FPrgr	Grant	Amount
1.00	98	Fork Lift Fuel/Maintenance	101000	MB42	NR	NR	1,800
1.00	Total	540030 - Oper Expense - Inventory Other Fuels					\$1,800
1.00	11953	Uniforms	101000	MB42	NR	NR	150
1.00	Total	541301 - Oper Expense - District Uniforms					\$150
1.00	80	Copier Paper & CD/DVD Supplies	101000	MB42	NR	NR	44,055
1.00	73	Emergency Storm Supplies	101000	MB42	NR	NR	1,827
2.00	Total	541500 - Oper Expense - Parts and Supplies					\$45,882
1.00	15763	Office Supplies	101000	MB42	NR	NR	421
1.00	Total	541510 - Oper Expense - Parts,Supp - Office					\$421
1.00	12290	Mail Processing Machine	101000	MB42	NR	NR	8,795
1.00	75	Postage Meter Annual Rental Expense	101000	MB42	NR	NR	757
2.00	Total	541600 - Oper Expense - Rent/Lease Equipment					\$9,552
1.00	31	Postage Expense	101000	MB42	NR	NR	31,500
1.00	Total	543600 - Oper Expense - Postage					\$31,500
1.00	23	Printing/Bindery/Duplication Services	101000	MB42	NR	NR	37,500

2111109500 BUSINESS SUPPORT UNIT

Qty	Item	Name	Fund	FuncArea	FPrg	Grant	Amount
1.00	Total	543660 - Oper Expense - Printing Services (non-outreach)					\$37,500
	Total	Operating Expenses					\$126,805
	Total	BUSINESS SUPPORT UNIT					\$594,831

---



---



---



---



---



---



---



---

2112110000 FINANCE BUREAU

Qty	Item	Name	Fund	FuncArea	FPrgr	Grant	Amount
23.00	Total	510100 - Salaries and Wages - Regular					\$1,608,295
23.00	Total	520900 - Fringe Benefits - FICA Taxes Employer Share					\$123,034
23.00	Total	521010 - Fringe Benefits - FRS Retirement Contrib					\$198,675
23.00	Total	521110 - Fringe Benefits - Medical Insurance					<del>\$386,388</del>
23.00	Total	521120 - Fringe Benefits - Dental Insurance					\$28,060
23.00	Total	521130 - Fringe Benefits - Vision Insurance					\$3,153
23.00	Total	521140 - Fringe Benefits - Accidental Death Dismemberment					\$339
23.00	Total	521150 - Fringe Benefits - Long-Term Disability					\$4,600
23.00	Total	521160 - Fringe Benefits - Life Insurance					\$5,745
	Total	Personal Services					\$2,358,289
1.00	22985	CAFROnline Annual Cloud Subscription	101000	MB30	NR	NR	5,000
1.00	14219	Sympro Maintenance	101000	MA20	NR	NR	15,000
2.00	Total	530602 - Cont Serv - Maint & Repairs - Computer Software					\$20,000
1.00	15630	Financial Advisor	101000	MA20	NR	NR	39,000
1.00	15160	GFOA Certificate Fee	101000	MB30	NR	NR	1,200
2.00	Total	530900 - Cont Serv - Professional					\$40,200
1.00	12576	GASB 45 Actuarial Services	101000	MB30	NR	NR	11,000

South Florida Water Management District  
FY 2022-2023 Budget  
Division Line Item Functional Area Report - Expenditures

2112110000 FINANCE BUREAU

Qty	Item	Name	Fund	FuncArea	FPrgr	Grant	Amount
1.00	Total	537800 - Cont Serv - Actuarial Services					\$11,000
	Total	Contracts					\$71,200
1.00	59 Acct Pronouncement	Books and Ref	10100 0	MB30	NR	NR	1,426
1.00	Total	541100 - Oper Expense - Books/Subscriptions					\$1,426
1.00	74 Auction Vehicles	Preparation	10100 0	MB40	NR	NR	1,500
1.00	Total	541400 - Oper Expense - Tools/Equipment/PPE					\$1,500
1.00	11713 Professional	Memberships	10100 0	MB30	NR	NR	2,055
1.00	Total	542310 - Oper Expense - Memberships, Dues and Fees					\$2,055
1.00	58 Professional	Licenses	10100 0	MB30	NR	NR	975
1.00	Total	542400 - Oper Expense - Professional Licenses					\$975
1.00	19262 Bank Administration	Fee		MB31	NR	NR	6,250
1.00	12586 DAC	Registration		MA20	NR	NR	3,500
1.00	15161 Monthly	Bankcard Fee		MB31	NR	NR	3,600
3.00	Total	- Oper Expense - Other Fees	10100 0				\$13,350
	Total	Operating Expenses	10100 0				\$19,306

Total FINANCE BUREAU

\$2,448,795

---

---

---

---

---

---

2114308300 HR INFORMATION SYSTEMS & PAYROLL SERVICE

Qty	Item	Name	Fund	FuncArea	FPrgr	Grant	Amount
9.00	Total	510100 - Salaries and Wages - Regular					\$659,365
9.00	Total	520900 - Fringe Benefits - FICA Taxes Employer Share					\$50,441
9.00	Total	521010 - Fringe Benefits - FRS Retirement Contrib					\$78,531
9.00	Total	521110 - Fringe Benefits - Medical Insurance					\$147,466
9.00	Total	521120 - Fringe Benefits - Dental Insurance					\$10,980
9.00	Total	521130 - Fringe Benefits - Vision Insurance					\$1,234
9.00	Total	521140 - Fringe Benefits - Accidental Death Dismemberment					\$136
9.00	Total	521150 - Fringe Benefits - Long-Term Disability					\$1,800
9.00	Total	521160 - Fringe Benefits - Life Insurance					\$2,314
	Total	Personal Services					\$952,267

2114308300 HR INFORMATION SYSTEMS & PAYROLL SERVICE

Qty	Item	Name	Fund	FuncArea	FPrgr	Grant	Amount
1.00	12975	Annual Audiometric Hearing	10100	MB50	NR	NR	7,920
.48	13023	Claims Handling Fee	0	CZ99	NR	NR	38,880
.13	13023	Claims Handling Fee	60100	HZ00	NR	NR	10,530
.10	13023	Claims Handling Fee	0	IZ00	NR	NR	8,100
.12	13023	Claims Handling Fee	60100	SZ00	NR	NR	9,720
.17	13023	Claims Handling Fee	0	MB50	NR	NR	13,770
.12	15363	Flexible Spending Account Fees	60100	SZ00	NR	NR	3,231
.17	15363	Flexible Spending Account Fees	0	IZ00	NR	NR	4,577
.10	15363	Flexible Spending Account Fees	60100	HZ00	NR	NR	2,693
.48	15363	Flexible Spending Account Fees	0	CZ99	NR	NR	12,924
.13	15363	Flexible Spending Account Fees	10100	HZ00	NR	NR	3,500
1.00	15882	Insurance Brokerage Fees (ALL)	0	MB50	NR	NR	32,000
.10	12976	Insurance Brokerage Service (ALL)	10100	IZ00	NR	NR	2,800
.13	12976	Insurance Brokerage Service (ALL)	0	HZ00	NR	NR	3,640
.48	12976	Insurance Brokerage Service (ALL)	10100	CZ99	NR	NR	<del>13,440</del>
.17	12976	Insurance Brokerage Service (ALL)	0	MB50	NR	NR	4,760
.12	12976	Insurance Brokerage Service (ALL)	10100	SZ00	NR	NR	3,360
1.00	12974	Laboratory Analysis/Testing Services	10100	MB50	NR	NR	6,500
			0				
			60100				
			0				
			60100				
			0				
			60100				
			0				
			60100				
			0				
			60100				
			0				
			60100				
			0				
			60100				
			0				
			60100				
			0				
			60100				
			0				
			60100				
			0				
6.00	Total	530100 - Cont Serv - External Provider					\$182,345
1.00	13703	Safety Electronic Monitoring Equip.	601000	MS20	NR	NR	3,600



1.00 Total

530600 - Cont Serv - Maintenance and Repairs

\$3,600

1.00	20012 Audit of Voluntary Retirement Plans	601000	MB50	NR	NR	42,000
1.00	11711 DHHS Drug/Alcohol Program	101000	MB50	NR	NR	2,700
1.00	54 DOT Drug/Alcohol Program	101000	CZ99	NR	NR	11,542
1.00	15805 Gehring Group Administrative Services	101000	CZ99	NR	NR	49,000
1.00	15769 Health Care Consulting Services	602000	MB50	NR	NR	16,642
1.00	24232 Health Care Consulting Services	602000	MB50	NR	NR	33,358
1.00	13704 Industrial Hygiene Services	601000	MS20	NR	NR	5,000
1.00	9 Physicals - Level A-1 (Reg)	101000	HZ00	NR	NR	5,062
1.00	8 Physicals - Level B-2 (Reg)	101000	MB50	NR	NR	3,600

\_\_\_\_\_  
\_\_\_\_\_  
\_\_\_\_\_

2114308300 HR INFORMATION SYSTEMS & PAYROLL SERVICE

Qty	Item	Name	Fund	FuncArea	FPrgr	Grant	Amount
1.00	53	Physicals - Level C-3 (Reg)	10100	IZ00	NR	NR	5,625
1.00	13679	Special Physicals	0	MB50	NR	NR	1,350
			10100				
			0				
11.00	Total	530900 - Cont Serv - Professional					\$175,879
1.00	13333	District-wide Safety Training	101000	CZ99	NR	NR	22,050
1.00	Total	530910 - Cont Serv - Training Services - On Site					\$22,050
1.00	12001	Actuarial	601000	MB50	NR	NR	6,500
1.00	Total	537800 - Cont Serv - Actuarial Services					\$6,500
	Total	Contracts					\$390,374
1.00	13708	Books & Reference Materials	601000	MS20	NR	NR	200
1.00	13706	Codes and Standards	601000	MS20	NR	NR	1,166
1.00	13707	National Safety Council - DDC (Lease)	601000	MS20	NR	NR	450
3.00	Total	541100 - Oper Expense - Books/Subscriptions					\$1,816
1.00	13709	Safety Shoes	601000	MS20	NR	NR	150
1.00	13710	Small Tools/Equip/Gauges	601000	MS20	NR	NR	3,350
2.00	Total	541400 - Oper Expense - Tools/Equipment/PPE					\$3,500
1.00							
1.00			15454	E	P	15	C
1.00				C	a	21	Sup
1.00				C	r	2	plie
1.00					&	EO	s
					S		15648 O



2114308300 HR INFORMATION SYSTEMS & PAYROLL SERVICE

Qty	Item	Name	Fund	FuncArea	FPrgr	Grant	Amount
4.00	Total	541500 - Oper Expense - Parts and Supplies					\$2,138
1.00	11998	Claims Payment Automobile	601000	MB50	NR	NR	91,000
1.00	Total	541810 - Oper Expense - Insurance Claims Automobile					\$91,000
1.00	11997	Claims Payment General Liability	601000	MB50	NR	NR	50,000
1.00	Total	541820 - Oper Expense - Insurance Claims General Liability					\$50,000
1.00	12003	Boiler & Machinery	601000	MB50	NR	NR	10,000
1.00	15768	Crime/Dishonesty Insurance	601000	MB50	NR	NR	7,500
1.00	15765	Director's Insurance	601000	MB50	NR	NR	113,000
.48	13344	Helicopter Insurance	601000	CZ99	NR	NR	43,200
.17	13344	Helicopter Insurance	601000	MB50	NR	NR	15,300
.10	13344	Helicopter Insurance	601000	IZ00	NR	NR	9,000
.12	13344	Helicopter Insurance	601000	SZ00	NR	NR	10,800
.13	13344	Helicopter Insurance	601000	HZ00	NR	NR	11,700
1.00	24231	Property Insurance	601000	MB50	NR	NR	13,739
1.00	15767	Property Insurance	601000	MB50	NR	NR	522,261
1.00	16084	Storage Tanks Policy	601000	CZ99	NR	NR	5,000
1.00	12977	Storage Tanks policy	601000	CZ99	NR	NR	56,267
8.00	Total	541830 - Oper Expense - Insurance Premiums Other Property					\$817,767
1.00	16083	Insurance Premium Workers' Comp	601000	MB50	NR	NR	5,000
1.00	13815	Insurance Premium Workers' Comp	601000	MB50	NR	NR	25,000
2.00	Total	541850 - Oper Expense - Insurance Premium Workmen's Comp					\$30,000
1.00	15766	Workers' Compensation - Employee Payment	601000	MB50	NR	NR	1,039,000

2114308300 HR INFORMATION SYSTEMS & PAYROLL SERVICE

Qty	Item	Name	Fund	FuncArea	FPrgr	Grant	Amount
1.00	Total	541880	- Oper Expense - Worker's Comp Employee Payments				\$1,039,000
1.00	13653	Pilot Physical - Float	217000	BZ00	NR	NR	102
.50	13652	Pilot Physicals	101000	AZ00	NR	NR	207
.50	13652	Pilot Physicals	101000	MB84	NR	NR	207
2.00	Total	541900	- Oper Expense - Other				\$517
1.00	15679	Business Travel	101000	MS20	NR	NR	1,455
1.00	13345	Business Travel	601000	MB50	NR	NR	2,700
1.00	15662	Safety - Business Travel	101000	MS20	NR	NR	913
3.00	Total	542100	- Oper Expense - District Travel				\$5,068
1.00	11955	Risk & Insurance Management Society	601000	MB50	NR	NR	1,300
1.00	13502	Safety - Dues & Memberships	101000	MS20	NR	NR	67
1.00	13722	Safety Dues/Memberships	601000	MS20	NR	NR	1,600
3.00	Total	542310	- Oper Expense - Memberships, Dues and Fees				\$2,967
1.00	13723	Professional Licenses	601000	MS20	NR	NR	3,500
1.00	Total	542400	- Oper Expense - Professional Licenses				\$3,500
.12	14025	Medical Claims Paid	602000	HZ00	NR	NR	3,350,983
.33	14025	Medical Claims Paid	602000	DZ00	NR	NR	9,215,204
.14	14025	Medical Claims Paid	602000	MB50	NR	NR	3,909,480
.41	14025	Medical Claims Paid	602000	CZ99	NR	NR	11,449,193
1.00	Total	-					

2114308300 HR INFORMATION SYSTEMS & PAYROLL SERVICE

Qty	Item	Name	Fund	FuncArea	FPrgr	Grant	Amount
	Total	590100	- Internal Service Fund (ISF) - Medical Claims Paid				\$27,924,860
.14	14026	Dental Claims Paid	602000	MB50	NR	NR	296,410
.12	14026	Dental Claims Paid	602000	HZ00	NR	NR	254,066
.41	14026	Dental Claims Paid	602000	CZ99	NR	NR	868,059
.33	14026	Dental Claims Paid	602000	DZ00	NR	NR	698,681
1.00	Total	590110	- Internal Service Fund (ISF) - Dental Claims Paid				\$2,117,216
.33	14027	Vision Claims Paid	602000	DZ00	NR	NR	99,045
.12	14027	Vision Claims Paid	602000	HZ00	NR	NR	36,016
.14	14027	Vision Claims Paid	602000	MB50	NR	NR	42,019
.41	14027	Vision Claims Paid	602000	CZ99	NR	NR	123,056
1.00	Total	590120	- ISF - Vision Claims Paid				\$300,136
.41	14028	Administrator Fees Paid	602000	CZ99	NR	NR	957,268
.33	14028	Administrator Fees Paid	602000	DZ00	NR	NR	770,484
.12	14028	Administrator Fees Paid	602000	HZ00	NR	NR	280,176
.14	14028	Administrator Fees Paid	602000	MB50	NR	NR	326,872
1.00	Total	590160	- ISF - Administrator Fees Paid				\$2,334,800
.41	14029	Actuarial Service Fees Paid	602000	CZ99	NR	NR	6,150
.33	14029	Actuarial Service Fees Paid	602000	DZ00	NR	NR	4,950
.12	14029	Actuarial Service Fees Paid	602000	HZ00	NR	NR	1,800
.14	14029	Actuarial Service Fees Paid	602000	MB50	NR	NR	2,100
1.00	Total	590170	- ISF - Actuarial Service Fees Paid				\$15,000
	Total	Operating Expenses					\$34,739,285

2114308300 HR INFORMATION SYSTEMS & PAYROLL SERVICE

<u>Qty</u>	<u>Item</u>	<u>Name</u>	<u>Fund</u>	<u>FuncArea</u>	<u>FPrgr</u>	<u>Grant</u>	<u>Amount</u>
	Total	HR INFORMATION SYSTEMS & PAYROLL SERVICE					\$36,081,926

---

---

---

---

---

INFORMATION TECHNOLOGY

Qty	Item	Name	Fund	FuncArea	FPrgr	Grant	Amount
14.00	Total	510100 - Salaries and Wages - Regular					\$811,648
2.00	Total	520900 - Fringe Benefits - FICA Taxes Employer Share					\$20,098
2.00	Total	521010 - Fringe Benefits - FRS Retirement Contrib					\$58,067
11.00	Total	521110 - Fringe Benefits - Medical Insurance					\$213,643
11.00	Total	521120 - Fringe Benefits - Dental Insurance					\$14,908
11.00	Total	521130 - Fringe Benefits - Vision Insurance					\$1,676
2.00	Total	521140 - Fringe Benefits - Accidental Death Dismemberment					\$30
2.00	Total	521150 - Fringe Benefits - Long-Term Disability					\$400
2.00	Total	521160 - Fringe Benefits - Life Insurance					\$514
3.00	Total	529990 - Fringe Benefits - Other Personnel Benefits					\$147,157
	Total	Personal Services					\$1,268,141
1.00	14268	Gartner Services	101000	CZ10	NR	NR	72,140
1.00	Total	530100 - Cont Serv - External Provider					\$72,140
1.00	30665	Replacement Database Licenses	101003	MI50	NR	NR	458,012
1.00	Total	530101 - Cont Serv - Computer Programming Services					\$458,012
1.00	18091	IT Consulting	101000	IZ10	NR	NR	22,500



INFORMATION TECHNOLOGY

Qty	Item	Name	Fund	FuncArea	FPrgr	Grant	Amount
1.00	18095	IT Consulting	10100	CZ10	NR	NR	108,000
1.00	18094	IT Consulting	0	HZ10	NR	NR	29,250
1.00	18093	IT Consulting	10100	SZ10	NR	NR	27,000
1.00	18092	IT Consulting	0	MI21	NR	NR	38,250
1.00	30807	SAP Staff Augmentation Contractors	10100	MI10	NR	NR	300,000
			0				
			10100				
			0				
			10100				
			0				
6.00	Total	530197 - Cont Serv - IT Consulting Services (NON OPS)					\$525,000
	Total	Contracts					\$1,055,152
1.00	15724	Office Supplies	101000	MI20	NR	NR	902
1.00	Total	541510 - Oper Expense - Parts,Supp - Office					\$902
1.00	15198	IT Training	101000	MI20	NR	NR	59,359
1.00	Total	542000 - Oper Expense - Conference Registrations					\$59,359
1.00	15668	Business Travel	101000	MI20	NR	NR	6,629
1.00	15112	Oper Exp - BCB Travel Expense	203000	CJ05	NR	NR	24,300
2.00	Total	542100 - Oper Expense - District Travel					\$30,929
1.00	12283	Information Technology Staff Memberships	101000	MI20	NR	NR	5,400
1.00	Total	542310 - Oper Expense - Memberships, Dues and Fees					\$5,400

1.00

15774 IT - Cell Phone Stipend

101000 MI61

NR

NR

131,134

Total Operating Expenses

---

---

---

---

INFORMATION TECHNOLOGY

Qty	Item	Name	Fund	FuncArea	FPrgr	Grant	Amount
1.00		Total 543502 - Oper Expense - Cell Phone Stipend					\$131,134
1.00	12588	Freight	101000	MI20	NR	NR	4,680
1.00		Total 543800 - Oper Expense - Freight					\$4,680
		Total Operating Expenses					\$232,404
		Total INFORMATION TECHNOLOGY					\$2,555,697

BUSINESS SERVICES SECTION

Qty	Item	Name	Fund	FuncArea	FPrgr	Grant	Amount
9.00	Total	510100 - Salaries and Wages - Regular					\$840,548
9.00	Total	520900 - Fringe Benefits - FICA Taxes Employer Share					<u>\$64,303</u>
9.00	Total	521010 - Fringe Benefits - FRS Retirement Contrib					\$100,109
9.00	Total	521110 - Fringe Benefits - Medical Insurance					\$152,230
9.00	Total	521120 - Fringe Benefits - Dental Insurance					\$10,980
9.00	Total	521130 - Fringe Benefits - Vision Insurance					<u>\$1,233</u>
9.00	Total	521140 - Fringe Benefits - Accidental Death Dismemberment					<u>\$135</u>
9.00	Total	521150 - Fringe Benefits - Long-Term Disability					<del>\$1,800</del>
9.00	Total	521160 - Fringe Benefits - Life Insurance					\$2,313
	Total	Personal Services					\$1,173,651
	Total	BUSINESS SERVICES SECTION					\$1,173,651

IT SECURITY & MIDDLEWARE SECTION

Qty	Item	Name	Fund	FuncArea	FPrgr	Grant	Amount
1.00	15633	External IT Security Testing	10100	MI20	NR	NR	45,000
1.00	13661	Forensics	0	MI20	NR	NR	3,000
1.00	18097	IT Security Outsourcing	10100	SZ10	NR	NR	13,920
1.00	18096	IT Security Outsourcing	0	CZ10	NR	NR	55,680
1.00	18098	IT Security Outsourcing	10100	MI20	NR	NR	19,720
1.00	18100	IT Security Outsourcing	0	IZ10	NR	NR	<del>11,600</del>
1.00	18099	IT Security Outsourcing	0	HZ10	NR	NR	15,080
1.00	30675	Kofax Upgrade	10100	MI20	NR	NR	15,778
1.00	30674	Security Audit	0	MI20	NR	NR	30,000
			10100				
			0				
			10100				
			0				
			10100				
			0				
			10100				
			3				
9.00	Total	530100 - Cont Serv - External Provider					\$209,778
1.00	25992	Privilege Account Management FY23	101000	MI20	NR	NR	50,000
1.00	Total	530102 - Cont Serv - Computer Software Licenses					\$50,000
	Total	Contracts					\$259,778
1.00	32011	FDEM - Cybersecurity Grant	424001	MI20	NR	NR	500,000
1.00	25991	Security Remote Access EMS Servers	401003	MI60	NR	NR	40,000
1.00	25990	Web Application Firewall	401000	MI20	NR	NR	150,000
3.00	Total	589310 - Capital Outlay - Equipment Computer Hardware					\$690,000
	Total	Capital - Operating					\$690,000

Total IT SECURITY & MIDDLEWARE SECTION

\$949,778

---

---

---

---

---

---

---

IT OPERATIONS SECTION

Qty	Item	Name	Fund	FuncArea	FPrgr	Grant	Amount
41.00	Total	510100 - Salaries and Wages - Regular					\$3,559,693
41.00	Total	520900 - Fringe Benefits - FICA Taxes Employer Share					\$272,321
41.00	Total	521010 - Fringe Benefits - FRS Retirement Contrib					\$436,787
41.00	Total	521110 - Fringe Benefits - Medical Insurance					\$681,315
41.00	Total	521120 - Fringe Benefits - Dental Insurance					\$50,020
41.00	Total	521130 - Fringe Benefits - Vision Insurance					\$5,617
41.00	Total	521140 - Fringe Benefits - Accidental Death Dismemberment					\$615
41.00	Total	521150 - Fringe Benefits - Long-Term Disability					\$8,200
42.00	Total	521160 - Fringe Benefits - Life Insurance					\$10,794
	Total	Personal Services					\$5,025,362
1.00	30768	External Security Monitoring Service	101000	MI20	NR	NR	77,501
1.00	30747	IT Security Subscription Service	101000	MI20	NR	NR	42,349
1.00	13645	Video Teleconferencing Support	101000	MI62	NR	NR	38,398
3.00	Total	530100 - Cont Serv - External Provider					\$158,248
1.00	30669	Desktop Software	101000	CZ10	NR	NR	15,000
1.00	30670	Desktop Software (2)	101000	SZ10	NR	NR	15,000
1.00	15247	ENTERPRISE DESKTOP S/W	101000	MI40	NR	NR	29,000
3.00	Total	530102 - Cont Serv - Computer Software Licenses					\$59,000

IT OPERATIONS SECTION

Qty	Item	Name	Fund	FuncArea	FPrgr	Grant	Amount
		Total Contracts					\$217,248
1.00	23006	Desktop Parts (FY21 101000)	101000	MI40	NR	NR	3,543
1.00	24005	Desktop Parts (FY21-101003)	101003	MI40	NR	NR	29,323
1.00	18205	Desktop Refresh	101000	HZ10	NR	NR	14,000
1.00	18207	Desktop Refresh	101000	MI40	NR	NR	6,000
1.00	15260	Desktop Refresh	202000	CZ10	NR	NR	444,000
1.00	18204	Desktop Refresh	101000	SZ10	NR	NR	6,000
1.00	25994	Desktop/Laptop Replacement	101000	CZ10	NR	NR	67,000
1.00	30671	Desktop/Laptop Replacement	101000	MI40	NR	NR	81,217
1.00	12413	Enterprise Parts & Fittings	101000	MI40	NR	NR	20,000
1.00	12407	Small Tools - Infrastructure	101000	MI60	NR	NR	6,750
10.00		Total 541504 - Oper Expense - Parts,Supp - Computer					\$677,833
1.00	15725	Office Supplies	101000	MI40	NR	NR	1,998
1.00		Total 541510 - Oper Expense - Parts,Supp - Office					\$1,998
1.00	12591	Audio Visual Supplies	101000	MI62	NR	NR	14,436
1.00	30672	Audio Visual Equipment & Services	101000	MI62	NR	NR	75,000
1.00	30673	Conference Rooms - Teams Enabled	101003	MI62	NR	NR	50,000
3.00		Total 541901 - Oper Expense - Meeting Expenses					\$139,436
		Total Operating Expenses					\$819,267



IT OPERATIONS SECTION

Qty	Item	Name	Fund	FuncArea	FPrgr	Grant	Amount
1.00	24004	Auditorium Camera Replacement	40100 0	MI62	NR	NR	150,000
1.00	Total	589300 - Capital Outlay - Equipment					<u>\$150,000</u>
1.00	19283	Data Center Enhancements	401003	MI60	NR	NR	200,000
1.00	16286	Enterprise Storage	401003	MI60	NR	NR	130,000
1.00	16287	Infrastructure Enhancements	401003	MI60	NR	NR	80,372
1.00	16285	Virtual Desktop Infrastructure	401003	MI60	NR	NR	<del>300,000</del>
4.00	Total	589310 - Capital Outlay - Equipment Computer Hardware					<u>\$710,372</u>
	Total	Capital - Operating					\$860,372
	Total	IT OPERATIONS SECTION					<u>\$6,922,249</u>

Qty	Item	Name	Fund	FuncArea	FPrgr	Grant	Amount
32.00	Total	510100 - Salaries and Wages - Regular					\$2,817,574
32.00	Total	520900 - Fringe Benefits - FICA Taxes Employer Share					\$215,543
32.00	Total	521010 - Fringe Benefits - FRS Retirement Contrib					\$335,577
32.00	Total	521110 - Fringe Benefits - Medical Insurance					\$529,086
32.00	Total	521120 - Fringe Benefits - Dental Insurance					\$39,040
32.00	Total	521130 - Fringe Benefits - Vision Insurance					\$4,385
33.00	Total	521140 - Fringe Benefits - Accidental Death Dismemberment					\$496
33.00	Total	521150 - Fringe Benefits - Long-Term Disability					\$6,600
32.00	Total	521160 - Fringe Benefits - Life Insurance					\$8,225
	Total	Personal Services					\$3,956,526
1.00	16288	COTS & SaaS Upgrade/Replacement	101003	MI50	NR	NR	105,000
1.00	25981	Hydro Enterprise Roadmap	101000	MI50	NR	NR	55,123
1.00	15634	Hydro Enterprise Roadmap	101003	MI50	NR	NR	335,710
1.00	30667	Migrate Budget App (Oracle Form)	101003	MI50	NR	NR	210,000
1.00	30668	Regulation, Water Use, WOD, ePermitting	101003	MI50	NR	NR	210,100
5.00	Total	530197 - Cont Serv - IT Consulting Services (NON OPS)					\$915,933
	Total	Contracts					\$915,933
	Total	APPLICATIONS					\$4,872,459

TECHNOLOGY PLANNING

Qty	Item	Name	Fund	FuncArea	FPrgr	Grant	Amount
30.00	Total	510100 - Salaries and Wages - Regular					\$2,138,906
30.00	Total	520900 - Fringe Benefits - FICA Taxes Employer Share					\$163,625
30.00	Total	521010 - Fringe Benefits - FRS Retirement Contrib					\$278,960
30.00	Total	521110 - Fringe Benefits - Medical Insurance					\$496,315
30.00	Total	521120 - Fringe Benefits - Dental Insurance					\$36,600
30.00	Total	521130 - Fringe Benefits - Vision Insurance					\$4,110
29.00	Total	521140 - Fringe Benefits - Accidental Death Dismemberment					\$430
29.00	Total	521150 - Fringe Benefits - Long-Term Disability					\$5,800
29.00	Total	521160 - Fringe Benefits - Life Insurance					\$7,343
	Total	Personal Services					\$3,132,089

TECHNOLOGY PLANNING

Qty	Item	Name	Fund	FuncArea	FPrgr	Grant	Amount	
1.00	30748	Repository for CERPZone Data	101000	MI50	NR	NR	13,000	
1.00	Total 530100 - Cont Serv - External Provider						\$13,000	
1.00	18083	Copier/Printer Lease	101000	IZ10	NR	NR	33,850	
1.00	18082	Copier/Printer Lease	101000	HZ10	NR	NR	44,005	
1.00	18085	Copier/Printer Lease	101000	MI21	NR	NR	57,545	
1.00	18084	Copier/Printer Lease	101000	CZ10	NR	NR	162,480	
1.00	18081	Copier/Printer Lease	101000	SZ10	NR	NR	40,620	
5.00	Total 530117 - Cont Serv - Copier Services						\$338,500	
1.00	18114	IT Hardware Maintenance	202000	CZ10	NR	NR	215,099	
1.00	30066	IT Hardware Maintenance	101003	MI21	NR	NR	381,882	
1.00	18111	IT Hardware Maintenance	101000	SZ10	NR	NR	53,775	
1.00	18112	IT Hardware Maintenance	101000	HZ10	NR	NR	58,257	
1.00	18113	IT Hardware Maintenance	101000	IZ10	NR	NR	44,813	
1.00	18115	IT Hardware Maintenance	101000	MI21	NR	NR	39,576	
1.00	31007	Infrstr Equip Maint Tampa Data Cntr	101000	MI21	NR	NR	42,515	
1.00	31010	Off Warranty Server Maintenance	101000	MI21	NR	NR	49,118	
1.00	31009	Off warranty infrastructure equipment	101000	MI21	NR	NR	409,645	
1.00	31008	Storage Hardware Maintenance	101000	MI21	NR	NR	388,938	
10.00	Total 530601 - Cont Serv - Maint & Repairs - Computer Hardware						\$1,683,618	
1.00					i	YS	tw	f
1.00					n	Flu	are	t
1.00					t	ent	Ma	w
1.00					e	Ma	int	a
1.00					n	int	31021 A	r
1.00					a	14	V	e
1.00					V	27	A	M
1.00					/	8	T	a
1.00					S	A	A	i
1.00					V 1421	NS	R	n
1.00					N 1	YS	S	t
1.00					a ANS	Sof	o	e

nance						
31048	Access	101000	MI21	NR	NR	7
	Contr	217000	BE01	NR	NR	,3
	System	101000	PH99	NR	NR	5
		101000	MI21	NR	NR	0
	Physical	101000	MI21	NR	NR	3
	Security	101000	MI21	NR	NR	6,7
		101000	MI21	NR	NR	4
31025	Acrobat Pro	101000	MI21	NR	NR	7
	Subscription					5
	Service					1,9
						6
						8
						4
31032	Asset					5,
	Management					0
	Software					2
	Subscription					2
						2
						9,
						0
						0
31019	Audio					5
	/					8,
	Video					5
	Conferencing					0
	Software					4
	Maint					10
						0,5
						67
						24
						,1
						64

TECHNOLOGY PLANNING

Qty	Item	Name	Fund	101000	Fu	0	I21
				101000	nc	I	MI21
				101000	Ar	Z	MI21
1.00	31031	Backup Software Maint	10100	101000	ea	1	MI21
1.00	31014	Camera System Maintenance	0	101000		0	MI21
1.00	31038	Cloud Services - Infrastruct & Software	10100	101000	M	C	MI21
1.00	31016	Configuration Management Software	0	101000	I2	Z	MI21
1.00	31041	D2 Documentum Software Maint	10100	101000	1	1	MI21
1.00	31030	Desktop Packaging Software Maint	0	101000	M	0	MI50
1.00	31022	Esri Software for the Python & PEP	10100	101000	I2	C	CZ10
1.00	31035	Federated System for Scientific Staff	0	101000	1	Z	MI21
1.00	31017	IT Security Subscription Service	10100	101000	M	1	
1.00	31024	IT Security Subscription Service	0	101000	I2	0	
1.00	18198	IT Software Maintenance	10100	101000	1	I	
1.00	18197	IT Software Maintenance	0	101000	1	Z	
1.00	18194	IT Software Maintenance	10100	101000	M	1	
1.00	18195	IT Software Maintenance	0	101000	I2	0	
1.00	25711	IT Software Maintenance	10100	101000	1	C	
1.00	25710	IT Software Maintenance	0	101000	M	Z	
1.00	20034	IT Software Maintenance	10100	101000	I2	1	
1.00	17121	IT Software Maintenance	0	101000	1	0	
1.00	15786	IT Software Maintenance	10100	101000	M	M	
1.00	31043	Identity Management Software Service	3	101000	I2	I2	
1.00	31033	Increases to Infrastructure Licensing	0	101000	1	1	
1.00	31055	Infrastructure Automation Tool Maint	20200	101000	M	M	
1.00	31056	Infrastructure Mgmt Software Maintenance	0	101000	I2	I2	
1.00	31029	Infrastructure Software Maintenance	3	101000	1	1	
1.00	31020	Infrastructure Software Maintenance	10100	101000	M	M	
1.00	31049	Legal Case Software Subscription	3	101000	I2	I2	
1.00	31040	Maint for Additional Licenses for HANA	20200	101000	1	1	
1.00	31046	Microsoft Enterprise Agreement Licenses	0	101000	M	M	
1.00	31045	Microsoft Professional Support Services	10100	101000	I2	I2	
1.00	31044	Mulesoft Software Subscription	0	101000	1	1	
1.00	31054	Open Source Software Maint	10100	101000	S	M	
1.00	31023	Python/R Data Science Software	3	101000	Z	I2	
1.00	31052	Regulation Software Maintenance	10100	101000	1	1	
1.00	31050	RemedyForce & Citrix Conn to Ivanti	3	101000	0	M	
1.00	31053	SAP Automation Tool	10100	101000	I	I2	
1.00	31013	SAP HANA Software Maintenance	0	101000	Z	1	
1.00	31012	SCADA System - Software Maintenance	0	101000	0	M	
1.00	31039	Server Software Maintenance	10100	101000	H	I2	
			0	101000	Z	1	
					1	M	



TECHNOLOGY PLANNING

Qty	Item	Name	Fund	FuncArea	FPrgr	Grant	Amount
1.00	31051	Software Maintenance	10100	MI21	NR	NR	76,253
1.00	31011	Software for Capturing Text Messages	0	MI21	NR	NR	15,736
1.00	31037	Software for the Drone Program	10100	MI21	NR	NR	3,192
1.00	31047	Streaming Service for Public Affairs	0	MI21	NR	NR	6,551
1.00	31036	Subscription Service for OMC	10100	MI21	NR	NR	10,318
1.00	31015	Systems Engineering Enterprise Software	0	MI21	NR	NR	91,982
1.00	31034	UKG Software Subscription	10100	MI10	NR	NR	499,200
1.00	31026	Virtual Desktop Management	0	MI21	NR	NR	31,360
1.00	31018	Virtual Desktop Software Maint	10100	MI21	NR	NR	16,389
1.00	31027	e-Builder Software Subscription	0	MI21	NR	NR	251,305
			10100				
			0				
			10100				
			0				
			10100				
			0				
			10100				
			0				
56.00	Total	530602 - Cont Serv - Maint & Repairs - Computer Software					<del>\$9,466,183</del>
	Total	Contracts					\$11,501,301
1.00	12736	Oper Exp - Uniforms/Safety	101000	CJ05	NR	NR	7,150
1.00	Total	541301 - Oper Expense - District Uniforms					\$7,150
1.00	18381	Oper Exp - Parts and Supplies	101000	CJ05	NR	NR	1,800
1.00	12590	Telecommunications Parts	101000	MI61	NR	NR	9,000
2.00	Total	541500 - Oper Expense - Parts and Supplies					<del>\$10,800</del>
1.00	15729	Office Supplies	101000	MI50	NR	NR	<del>2,255</del>
1.00	15706	Oper Exp - Admin Office Supplies	202000	CJ05	NR	NR	987



2.00 Total

541510 - Oper Expense - Parts,Supp - Office \$3,242

1.00 18215 Cellular Voice & Data 101000 HZ10 NR NR 8,114

1.00 18216 Cellular Voice & Data 101000 CZ10 NR NR 29,964

\_\_\_\_\_  
\_\_\_\_\_  
\_\_\_\_\_  
\_\_\_\_\_  
\_\_\_\_\_  
\_\_\_\_\_  
\_\_\_\_\_  
\_\_\_\_\_  
\_\_\_\_\_  
\_\_\_\_\_

TECHNOLOGY PLANNING

Qty	Item	Name	Fund	FuncArea	FPrgr	Grant	Amount
1.00	18214	Cellular Voice & Data	10100	IZ10	NR	NR	6,243
1.00	18213	Cellular Voice & Data	0	SZ10	NR	NR	7,491
1.00	18217	Cellular Voice & Data	10100 0	MI61	NR	NR	10,613
			10100 0				
5.00	Total	543501 - Oper Expense - Cell Phones					\$62,425
1.00	31878	Data Lines, Phone Service, Wireless Dvcs	101000	MI61	NR	NR	393,071
1.00	18218	Telecommunications Services	101000	SZ10	NR	NR	80,095
1.00	18219	Telecommunications Services	101000	IZ10	NR	NR	66,746
1.00	18220	Telecommunications Services	101000	HZ10	NR	NR	86,770
1.00	18221	Telecommunications Services	202000	CZ10	NR	NR	320,380
1.00	14269	Telecommunications Services	202000	MI61	NR	NR	286,993
6.00	Total	543700 - Oper Expense - Utilities					\$1,234,055
1.00	15803	Oper Exp - Freight	101000	CJ05	NR	NR	2,700
1.00	Total	543800 - Oper Expense - Freight					\$2,700
	Total	Operating Expenses					\$1,320,372
	Total	TECHNOLOGY PLANNING					\$15,953,762

NETWORK & SCADA OPERATIONS

Qty	Item	Name	Fund	FuncArea	FPrgr	Grant	Amount
23.00	Total	510100 - Salaries and Wages - Regular					\$1,960,901
23.00	Total	520900 - Fringe Benefits - FICA Taxes Employer Share					\$150,011
23.00	Total	521010 - Fringe Benefits - FRS Retirement Contrib					\$245,004
23.00	Total	521110 - Fringe Benefits - Medical Insurance					\$381,620
23.00	Total	521120 - Fringe Benefits - Dental Insurance					\$28,060
23.00	Total	521130 - Fringe Benefits - Vision Insurance					\$3,151
23.00	Total	521140 - Fringe Benefits - Accidental Death Dismemberment					\$345
23.00	Total	521150 - Fringe Benefits - Long-Term Disability					\$4,600
23.00	Total	521160 - Fringe Benefits - Life Insurance					\$5,911
	Total	Personal Services					\$2,779,603
1.00	12958	Enterprise Computer Cabling Services	101000	MI62	NR	NR	23,000
1.00	14271	Microwave Tower Services	101000	CZ10	NR	NR	45,000
1.00	30677	Network Cabling	101000	SZ10	NR	NR	10,000
1.00	25986	Network Cabling	101003	HZ10	NR	NR	25,000
4.00	Total	530100 - Cont Serv - External Provider					\$103,000
1.00	11710	Microwave Equipment Repairs	101000	CZ10	NR	NR	78,660
1.00	Total	530600 - Cont Serv - Maintenance and Repairs					\$78,660
	Total	Contracts					



NETWORK & SCADA OPERATIONS

Qty	Item	Name	Fund	FuncArea	FPrgr	Grant	Amount
1.00	30679	Network Parts & Supplies	10100	SZ10	NR	NR	5,000
1.00	30678	Transition Cisco Phones to Teams Phones	0	MI62	NR	NR	150,000
1.00	12408	Uniforms/Safety Shoes	10100 3	MI62	NR	NR	500
			10100 0				<hr/>
3.00	Total	541400 - Oper Expense - Tools/Equipment/PPE					\$155,500
1.00	14017	Parts & Supplies Microwave	202000	CA01	NR	NR	135,000
1.00	Total	541500 - Oper Expense - Parts and Supplies					\$135,000
1.00	12589	Network Parts & Supplies	101000	MI62	NR	NR	28,500
1.00	30676	Network Parts & Supplies	101000	IZ10	NR	NR	<hr/> 30,000
2.00	Total	541504 - Oper Expense - Parts,Supp - Computer					\$58,500
1.00	15711	Office Supplies	101000	MI62	NR	NR	<hr/> 361
1.00	Total	541510 - Oper Expense - Parts,Supp - Office					<hr/> \$361
	Total	Operating Expenses					<hr/> \$349,361

NETWORK & SCADA OPERATIONS

Qty	Item	Name	Fund	FuncArea	FPrgr	Grant	Amount
1.00	24002	Replace Out of Band Routers	40100 3	MI62	NR	NR	25,000
1.00	Total	589300 - Capital Outlay - Equipment					\$25,000
1.00	25995	IP Telephone Replacement	401003	MI62	NR	NR	152,857
1.00	16283	NETWORK END OF LIFE REPLACEMENTS	401003	MI62	NR	NR	150,000
2.00	Total	589310 - Capital Outlay - Equipment Computer Hardware					\$302,857
	Total	Capital - Operating					\$327,857
	Total	NETWORK & SCADA OPERATIONS					\$3,638,481

GEOSPATIAL SERVICES SECTION

Qty	Item	Name	Fund	FuncArea	FPrgr	Grant	Amount
1.00	12341	Basemap Parcel Updates	101000	MI70	NR	NR	16,180
1.00		Total 530197 - Cont Serv - IT Consulting Services (NON OPS)					\$16,180
		Total Contracts					\$16,180
		Total GEOSPATIAL SERVICES SECTION					\$16,180

BUSINESS SERVICES SECTION

Qty	Item	Name	Fund	FuncArea	FPrgr	Grant	Amount
1.00	30666	SAP Licenses - Neptune & Winshuttle	10100 3	MI10	NR	NR	242,000
1.00	Total	530102 - Cont Serv - Computer Software Licenses					\$242,000
1.00	18087	SAP Services	101000	HZ10	NR	NR	59,870
1.00	18089	SAP Services	101000	IZ10	NR	NR	46,053
1.00	18090	SAP Services	101000	MI10	NR	NR	78,292
1.00	18086	SAP Services	202000	CZ10	NR	NR	221,059
1.00	18088	SAP Services	101000	SZ10	NR	NR	55,265
5.00	Total	530197 - Cont Serv - IT Consulting Services (NON OPS)					\$460,539
	Total	Contracts					\$702,539
	Total	BUSINESS SERVICES SECTION					\$702,539



HUMAN RESOURCES BUREAU

Qty	Item	Name	Fund	FuncArea	FPrgr	Grant	Amount
3.00	Total	510100 - Salaries and Wages - Regular					\$224,286
1.00	13753	Education/Tuition Reimbursement	101000	MH11	NR	NR	125,000
1.00	Total	520060 - Fringe Benefits - Education/Tuition Reimbursement					<del>\$125,000</del>
1.00	15637	Instant Cash Awards	101000	MH12	NR	NR	125,000
1.00	Total	520070 - Fringe Benefits - Employee Cash Awards					\$125,000
3.00	Total	520900 - Fringe Benefits - FICA Taxes Employer Share					\$17,158
3.00	Total	521010 - Fringe Benefits - FRS Retirement Contrib					\$26,712
3.00	Total	521110 - Fringe Benefits - Medical Insurance					\$53,920
3.00	Total	521120 - Fringe Benefits - Dental Insurance					\$3,660
3.00	Total	521130 - Fringe Benefits - Vision Insurance					\$411
3.00	Total	521140 - Fringe Benefits - Accidental Death Dismemberment					\$41
3.00	Total	521150 - Fringe Benefits - Long-Term Disability					\$600
3.00	Total	521160 - Fringe Benefits - Life Insurance					\$700
	Total	Personal Services					\$577,488

HUMAN RESOURCES BUREAU

Qty	Item	Name	Fund	FuncArea	FPrgr	Grant	Amount
1.00	12951	ADA Interpreting Services	10100	MH10	NR	NR	1,350
1.00	16082	Salary Survey Subscription	0	MH10	NR	NR	16,000
			10100				
			0				
2.00	Total	530100 - Cont Serv - External Provider					\$17,350
1.00	13457	Management Consulting Services	101000	MH11	NR	NR	23,680
1.00	Total	530910 - Cont Serv - Training Services - On Site					\$23,680
	Total	Contracts					\$41,030
1.00	13328	Books & Reference Materials	101000	MH10	NR	NR	225
1.00	12000	Books - References	601000	MB50	NR	NR	1,200
1.00	27	Salary Surveys	101000	MH11	NR	NR	4,340
1.00	12275	Spencer Reports	601000	MB50	NR	NR	1,500
4.00	Total	541100 - Oper Expense - Books/Subscriptions					\$7,265
1.00	12968	Standard Register Toner	101000	MB52	NR	NR	2,070
1.00	11716	Training Supplies	101000	MH11	NR	NR	3,150
1.00	12969	W-2 Forms	101000	MB52	NR	NR	900
3.00	Total	541500 - Oper Expense - Parts and Supplies					\$6,120
1.00	15717	Office Supplies (All Sections)	101000	MH10	NR	NR	977
1.00	Total	541510 - Oper Expense - Parts,Supp - Office					\$977
	.34						
.66			13754	U	m		

ne  
m  
e

yn  
m  
e

nt  
t  
C



HUMAN RESOURCES BUREAU

Qty	Item	Name	Fund	FuncArea	FPrgr	Grant	Amount
1.00		Total 541860 - Oper Expense - Unemployment Tax					<u>\$76,500</u>
1.00	15950	Employee Meetings	10100 0	MH11	NR	NR	585
1.00		Total 541900 - Oper Expense - Other					\$585
1.00	13449	Training & Conferences	10100 0	MH10	NR	NR	<u>9,817</u>
1.00		Total 542000 - Oper Expense - Conference Registrations					\$9,817
1.00	12970	American Payroll Association	101000	MB52	NR	NR	360
1.00	12476	Dues & Memberships	101000	MH10	NR	NR	189
1.00	13346	IOMA	601000	MB52	NR	NR	<u>450</u>
3.00		Total 542310 - Oper Expense - Memberships, Dues and Fees					\$999
		Total Operating Expenses					\$102,263
		Total HUMAN RESOURCES BUREAU					<u>\$720,781</u>

HR OPERATIONS & EMPLOYMENT SERVICES

Qty	Item	Name	Fund	FuncArea	FPrgr	Grant	Amount
6.00	Total	510100 - Salaries and Wages - Regular					\$452,946
6.00	Total	520900 - Fringe Benefits - FICA Taxes Employer Share					\$34,650
6.00	Total	521010 - Fringe Benefits - FRS Retirement Contrib					\$53,944
6.00	Total	521110 - Fringe Benefits - Medical Insurance					\$103,075
6.00	Total	521120 - Fringe Benefits - Dental Insurance					\$7,320
6.00	Total	521130 - Fringe Benefits - Vision Insurance					\$822
6.00	Total	521140 - Fringe Benefits - Accidental Death Dismemberment					\$90
6.00	Total	521150 - Fringe Benefits - Long-Term Disability					\$1,200
6.00	Total	521160 - Fringe Benefits - Life Insurance					\$1,542
	Total	Personal Services					\$655,589
1.00	12950	Background Investigations	101000	MH10	NR	NR	9,000
1.00	Total	530100 - Cont Serv - External Provider					\$9,000
1.00	12279	Advertising	101000	MH10	NR	NR	45,000
1.00	Total	530105 - Cont Serv - Advertising Services					\$45,000
	Total	Contracts					\$54,000

South Florida Water Management District  
FY 2022-2023 Budget  
Division Line Item Functional Area Report - Expenditures

HR OPERATIONS & EMPLOYMENT SERVICES

Qty	Item	Name	Fund	FuncArea	FPrgr	Grant	Amount
1.00	12280	Immigration INS Charges	10100 0	MH10	NR	NR	12,540
1.00		Total 541900 - Oper Expense - Other					\$12,540
1.00	15240	Relocation	101000	MH10	NR	NR	37,350
1.00	15266	Relocation	101000	CZ99	NR	NR	28,800
2.00		Total 542500 - Oper Expense - Employee Relocation					\$66,150
		Total Operating Expenses					\$78,690
		Total HR OPERATIONS & EMPLOYMENT SERVICES					\$788,279

PROCUREMENT BUREAU

Qty	Item	Name	Fund	FuncArea	FPrgr	Grant	Amount
23.00	Total	510100 - Salaries and Wages - Regular					\$1,569,473
23.00	Total	520900 - Fringe Benefits - FICA Taxes Employer Share					\$120,063
23.00	Total	521010 - Fringe Benefits - FRS Retirement Contrib					\$186,923
23.00	Total	521110 - Fringe Benefits - Medical Insurance					\$381,620
23.00	Total	521120 - Fringe Benefits - Dental Insurance					\$28,060
23.00	Total	521130 - Fringe Benefits - Vision Insurance					\$3,151
23.00	Total	521140 - Fringe Benefits - Accidental Death Dismemberment					\$334
23.00	Total	521150 - Fringe Benefits - Long-Term Disability					\$4,600
23.00	Total	521160 - Fringe Benefits - Life Insurance					\$5,660
	Total	Personal Services					\$2,299,884
1.00	23002	Small Business Enterprise Program	101000	MB20	NR	NR	4,500
1.00	Total	530100 - Cont Serv - External Provider					\$4,500
1.00	12445	Solicitation Advertising	101000	MB20	NR	NR	40,500
1.00	Total	530105 - Cont Serv - Advertising Services					\$40,500
1.00	15488	NIGP Procurement Excellence Award Applic	101000	MB20	NR	NR	500
1.00	Total	-					

South Florida Water Management District  
FY 2022-2023 Budget  
Division Line Item Functional Area Report - Expenditures

PROCUREMENT BUREAU

Qty	Item	Name	Fund	FuncArea	FPrgr	Grant	Amount
	Total	530900 - Cont Serv - Professional					\$500
	Total	Contracts					\$45,500
1.00	12024	Books & Reference Mat(FAR, DFAR, etc.)	10100 0	MB20	NR	NR	405
1.00	Total	541100 - Oper Expense - Books/Subscriptions					\$405
1.00	12025	Memberships	101000	MB20	NR	NR	3,600
1.00	Total	542310 - Oper Expense - Memberships, Dues and Fees					\$3,600
	Total	Operating Expenses					\$4,005
	Total	PROCUREMENT BUREAU					\$2,349,389



HYDROLOGY & HYDRAULICS BUREAU

Qty	Item	Name	Fund	FuncArea	FPrgr	Grant	Amount
4.00	Total	510100 - Salaries and Wages - Regular					\$401,790
4.00	Total	520900 - Fringe Benefits - FICA Taxes Employer Share					\$30,738
4.00	Total	521010 - Fringe Benefits - FRS Retirement Contrib					\$47,853
4.00	Total	521110 - Fringe Benefits - Medical Insurance					\$70,311
4.00	Total	521120 - Fringe Benefits - Dental Insurance					\$4,880
4.00	Total	521130 - Fringe Benefits - Vision Insurance					\$551
4.00	Total	521140 - Fringe Benefits - Accidental Death Dismemberment					\$64
4.00	Total	521150 - Fringe Benefits - Long-Term Disability					\$800
4.00	Total	521160 - Fringe Benefits - Life Insurance					\$1,031
	Total	Personal Services					\$558,018
1.00	25700	Flood Protection Level of Service Assess	202000	SA14	100962	NR	700,000
1.00	Total	530100 - Cont Serv - External Provider					\$700,000
1.00	18260	FDEP - Model Archive	214001	SA11	101247	NR	<del>50,000</del>
1.00	Total	530900 - Cont Serv - Professional					\$50,000
	Total	Contracts					\$750,000

HYDROLOGY & HYDRAULICS BUREAU

Qty	Item	Name	Fund	FuncArea	FPrgr	Grant	Amount
1.00	12579	Books & Subscriptions	101000	SA11	NR	NR	540
			0				
1.00		Total 541100 - Oper Expense - Books/Subscriptions					<u>\$540</u>
1.00	12580	Parts & Supplies	101000	SZ00	NR	NR	<u>900</u>
1.00		Total 541500 - Oper Expense - Parts and Supplies					\$900
1.00	15748	Office Supplies	101000	SZ00	NR	NR	675
1.00		Total 541510 - Oper Expense - Parts,Supp - Office					\$675
1.00	12581	Dues and Memberships	101000	SA11	NR	NR	225
1.00		Total 542310 - Oper Expense - Memberships, Dues and Fees					\$225
1.00	15365	Journals & Publications	101000	SZ00	NR	NR	1,350
1.00		Total 543660 - Oper Expense - Printing Services (non-outreach)					\$1,350
		Total Operating Expenses					\$3,690
		Total HYDROLOGY & HYDRAULICS BUREAU					\$1,311,708

APPLIED HYDRAULICS SECTION

Qty	Item	Name	Fund	FuncArea	FPrgr	Grant	Amount
21.00	Total	510100 - Salaries and Wages - Regular					\$1,851,284
21.00	Total	520900 - Fringe Benefits - FICA Taxes Employer Share					\$141,630
21.00	Total	521010 - Fringe Benefits - FRS Retirement Contrib					\$238,371
21.00	Total	521110 - Fringe Benefits - Medical Insurance					\$348,873
21.00	Total	521120 - Fringe Benefits - Dental Insurance					\$25,620
21.00	Total	521130 - Fringe Benefits - Vision Insurance					\$2,884
21.00	Total	521140 - Fringe Benefits - Accidental Death Dismemberment					\$334
21.00	Total	521150 - Fringe Benefits - Long-Term Disability					\$4,200
21.00	Total	521160 - Fringe Benefits - Life Insurance					\$5,354
	Total	Personal Services					\$2,618,550

APPLIED HYDRAULICS SECTION

Qty	Item	Name	Fund	FuncArea	FPrgr	Grant	Amount
1.00	19265	BCB LOS Modeling Refinement	20300	SA14	NR	NR	252,000
1.00	26034	BCB Modeling Compute Environment	0	SA14	NR	NR	<u>30,000</u>
1.00	19266	Regional Storage Modeling (Damage Avoid)	20300	CJ06	NR	NR	65,000
1.00	17088	Streamgauging for BCB Structure	0	CJ06	101247	NR	<u>61,000</u>
			20300				
			0				
			20300				
			0				
4.00	Total	530100 - Cont Serv - External Provider					\$408,000
1.00	12710	Flow Rating at C&SF Structures	202000	CJ06	101247	NR	122,223
1.00	15145	Flow Rating at STA Structures	217000	BB63	101247	NR	41,875
2.00	Total	530113 - Cont Serv - Flow Monitoring Services					\$164,098
1.00	13700	H&H Technical Review Support	101000	SA11	101247	NR	48,841
1.00	Total	530900 - Cont Serv - Professional					\$48,841
	Total	Contracts					\$620,939
	Total	APPLIED HYDRAULICS SECTION					\$3,239,489

Qty	Item	Name	Fund	FuncArea	FPrgr	Grant	Amount
25.00	Total	510100 - Salaries and Wages - Regular					\$2,354,332
25.00	Total	520900 - Fringe Benefits - FICA Taxes Employer Share					\$180,114
25.00	Total	521010 - Fringe Benefits - FRS Retirement Contrib					\$302,696
25.00	Total	521110 - Fringe Benefits - Medical Insurance					\$414,409
25.00	Total	521120 - Fringe Benefits - Dental Insurance					\$30,500
25.00	Total	521130 - Fringe Benefits - Vision Insurance					\$3,427
25.00	Total	521140 - Fringe Benefits - Accidental Death Dismemberment					\$395
25.00	Total	521150 - Fringe Benefits - Long-Term Disability					\$5,000
25.00	Total	521160 - Fringe Benefits - Life Insurance					\$6,427
	Total	Personal Services					\$3,297,300
1.00	21019	Sea Lev Rise & Climate Change Studies	101000	SA14	100888	NR	100,000
1.00	Total	530100 - Cont Serv - External Provider					\$100,000
1.00	15307	MODEL ARCHIVE (MMS)	101000	P209	101247	NR	30,000
1.00	23018	Model Archive (WMDs)	214003	SA11	101247	NR	50,000
2.00	Total	530900 - Cont Serv - Professional					\$80,000
	Total	Contracts					\$180,000
	Total	MODELING SECTION					\$3,477,300

ECOSYSTEM RESTORATION & CAPITAL PROJECTS

Qty	Item	Name	Fund	FuncArea	FPrgr	Grant	Amount
13.00	Total	510100 - Salaries and Wages - Regular					\$972,621
2.00	Total	520900 - Fringe Benefits - FICA Taxes Employer Share					\$19,796
2.00	Total	521010 - Fringe Benefits - FRS Retirement Contrib					\$57,146
12.00	Total	521110 - Fringe Benefits - Medical Insurance					\$252,212
12.00	Total	521120 - Fringe Benefits - Dental Insurance					\$18,147
12.00	Total	521130 - Fringe Benefits - Vision Insurance					\$2,044
2.00	Total	521140 - Fringe Benefits - Accidental Death Dismemberment					\$36
2.00	Total	521150 - Fringe Benefits - Long-Term Disability					\$400
2.00	Total	521160 - Fringe Benefits - Life Insurance					\$517
1.00	Total	529990 - Fringe Benefits - Other Personnel Benefits					\$196,504
	Total	Personal Services					\$1,519,423

ECOSYSTEM RESTORATION & CAPITAL PROJECTS

Qty	Item	Name	Fund	FuncArea	FPrgr	Grant	Amount
1.00	20023	Conference Registrations	20200	AZ00	NR	NR	1,350
1.00	16050	Training & Conference - CERP NC	0	PH99	NR	NR	<u>2,970</u>
1.00	16052	Training & Conference - CERP Prg Support	10100	P201	NR	NR	2,000
1.00	15834	Training & Conference - Coastal/Strmwtr	0	JZ00	NR	NR	900
1.00	15482	Training & Conference - Rest. Strategies	10100	B199	NR	NR	1,200
1.00	13406	Training & Conferences	0	CZ99	NR	NR	13,250
1.00	13438	Training & Conferences	10100	SA11	NR	NR	3,009
1.00	15465	Training & Conferences (Ops Eng & Const)	21700	CZ99	NR	NR	7,389
1.00	15086	Training & Conferences - CERP Project	0	P100	NR	NR	1,800
1.00	15480	Training & Conferences - DWM	10100	IS04	NR	NR	900
1.00	15831	Training and Conference - Cultural Resrs	0	MR97	NR	NR	450
1.00	15479	Training and Conference - EFA	10100	BD08	NR	NR	1,781
1.00	15832	Training and Conference - NEEPP	0	IP50	NR	NR	900
1.00	15833	Training and Conference - PK03	20200	PK03	100283	NR	500
			10100				
			0				
			20200				
			0				
			10100				
			0				
			21700				
			0				
			20200				
			0				
			10100				
			0				
14.00	Total	542000 - Oper Expense - Conference Registrations					\$38,399
	1.00				s	i	E
	1.00				i	n	R
1.00	1.00		13286	B	n	e	P
1.00	1.00			C	e	s	P
1.00	1.00			B	s	s	r
1.00	1.00			T	s	T	g
1.00	1.00			r	T	r	S
1.00	1.00			a	r	a	u
1.00	1.00			v	a	v	p
1.00	1.00			e	v	e	p
1.00	1.00			l	e	l	o
1.00	1.00		16273	B	l	-	r
				u	-	C	t

15835	Business Travel - CERP Project	ct Projects Travel 15666 Travel - Business 15658 Travel - District Business	203000	CZ99	NR	NR	4,000
			101000	MA10	NR	NR	5,261
			101000	P201	NR	NR	7,340
			101000	P100	NR	NR	2,720
15477	Business Travel - Coastal/ Storm water		101000	JZ00	NR	NR	450
			101000	MR97	NR	NR	450
			202000	IS04	NR	NR	2,700
			217000	BD08	NR	NR	522
			202000	IP50	NR	NR	1,224
			217000	B199	NR	NR	2,000
15366	Business Travel - Cultural Resources		202000	AZ00	NR	NR	271
			202000	CZ99	NR	NR	134
			101000	CZ99	NR	NR	5,537
			101000	SZ00	NR	NR	2,115
			101000	CJ06	NR	NR	391
15263	Business Travel - Dispersed Water Mgmt						
15694	Business Travel - EFA						
15243	Business Travel - Northern Everglades						
15242	Business Travel - Restoration Strategies						
18210	Business Travel - Survey & Mapping						
18212	Business Travel - Survey & Mapping						
15695	District						



15.00      Total

542100 - Oper Expense - District Travel

\$35,115

---

---

---

---

---

---

ECOSYSTEM RESTORATION & CAPITAL PROJECTS

Qty	Item	Name	Fund	FuncArea	FPrg	Grant	Amount
1.00	20025	Training Travel	10100	SA11	NR	NR	900
1.00	20018	Travel for Training	0	AZ00	NR	NR	900
			20200				0
2.00	Total	542300 - Oper Expense - Travel for Training					\$1,800
1.00	27612	Florida Stormwater Assn	101000	MB85	NR	NR	1,100
1.00	Total	542310 - Oper Expense - Memberships, Dues and Fees					\$1,100
	Total	Operating Expenses					\$76,414
	Total	ECOSYSTEM RESTORATION & CAPITAL PROJECTS					\$1,595,837

EVERGLADES & ESTUARIES PROTECTION

Qty	Item	Name	Fund	FuncArea	FPrgr	Grant	Amount
3.00	Total	510100 - Salaries and Wages - Regular					\$289,267
3.00	Total	520900 - Fringe Benefits - FICA Taxes Employer Share					\$22,132
3.00	Total	521010 - Fringe Benefits - FRS Retirement Contrib					\$34,451
3.00	Total	521110 - Fringe Benefits - Medical Insurance					\$53,922
3.00	Total	521120 - Fringe Benefits - Dental Insurance					\$3,660
3.00	Total	521130 - Fringe Benefits - Vision Insurance					\$411
3.00	Total	521140 - Fringe Benefits - Accidental Death Dismemberment					\$45
3.00	Total	521150 - Fringe Benefits - Long-Term Disability					\$600
3.00	Total	521160 - Fringe Benefits - Life Insurance					\$771
	Total	Personal Services					\$405,259
1.00	24307	Water Quality Projects State Grant	214001	J151	NR	NR	3,000,000
1.00	24302	Water Quality Projects State Grant	214001	IP50	NR	NR	4,500,000
1.00	27183	Water Quality Projects State Grant	214001	JG10	NR	NR	6,000,000
3.00	Total	530100 - Cont Serv - External Provider					<del>\$13,500,000</del>
	Total	Contracts					\$13,500,000

EVERGLADES & ESTUARIES PROTECTION

Qty	Item	Name	Fund	FuncArea	FPrgr	Grant	Amount
1.00	15708	Office Supplies - EFA	21700	BD08	NR	NR	900
1.00	15744	Office Supplies - Northern Everglades	0	IP50	NR	NR	1,125
			20200				
			0				
2.00	Total	541510 - Oper Expense - Parts,Supp - Office					\$2,025
1.00	15481	PE License Recertification - DWM	202000	IS04	NR	NR	270
1.00	90	PE License Recertification - EFA	217000	BD08	NR	NR	630
1.00	16053	PE License Recertification - NEEPP	202000	IP50	NR	NR	270
1.00	22993	PMP Certifications - DWM	202000	IS04	NR	NR	1,200
1.00	22992	PMP Certifications - EFA	217003	BD08	NR	NR	1,200
1.00	26025	PMP Certifications - NEEPP	202000	IP50	NR	NR	1,200
6.00	Total	542400 - Oper Expense - Professional Licenses					\$4,770
	Total	Operating Expenses					\$6,795
1.00	27568	FDEP - EPA 319 Federal Grant for WQ Prjs	424002	JI51	NR	NR	2,500,000
1.00	27569	FDEP - EPA 319 Federal Grant for WQ Prjs	424002	IS04	NR	NR	3,700,000
2.00	Total	580800 - Capital Outlay - Water Control Structures					\$6,200,000
	Total	Capital - Construction					\$6,200,000
	Total	EVERGLADES & ESTUARIES PROTECTION					\$20,112,054

ECOSYSTEM RESTORATION PLANNING

Qty	Item	Name	Fund	FuncArea	FPrgr	Grant	Amount
3.00	Total	510100 - Salaries and Wages - Regular					\$251,556
3.00	Total	520900 - Fringe Benefits - FICA Taxes Employer Share					\$19,245
3.00	Total	521010 - Fringe Benefits - FRS Retirement Contrib					\$29,961
3.00	Total	521110 - Fringe Benefits - Medical Insurance					\$53,920
3.00	Total	521120 - Fringe Benefits - Dental Insurance					\$3,660
3.00	Total	521130 - Fringe Benefits - Vision Insurance					\$411
3.00	Total	521140 - Fringe Benefits - Accidental Death Dismemberment					\$45
3.00	Total	521150 - Fringe Benefits - Long-Term Disability					\$600
3.00	Total	521160 - Fringe Benefits - Life Insurance					\$771
	Total	Personal Services					\$360,169
1.00	26021	Safety Shoes	101000	P100	NR	NR	600
1.00	26022	Safety Shoes	101000	MR97	NR	NR	150
1.00	26020	Safety Shoes	101000	PH99	NR	NR	450
3.00	Total	541302 - Oper Expense - Safety Shoes					\$1,200
1.00	16051	CERP Monitoring Equipment	101000	P100	NR	NR	900
1.00	15059	Small Tools & Field Supplies	101000	PH99	NR	NR	1,000
2.00	Total	541400 - Oper Expense - Tools/Equipment/PPE					\$1,900
1.00	15647	Office Supplies - CERP	101000	P201	NR	NR	2,160

ECOSYSTEM RESTORATION PLANNING

Qty	Item	Name	Fund	FuncArea	FPrgr	Grant	Amount
1.00	Total	541510 - Oper Expense - Parts,Supp - Office					\$2,160
1.00	15478	PE License Recertification - CERP	101000	P100	NR	NR	180
1.00	26023	PE License Recertification - DE	217003	B199	NR	NR	180
1.00	22988	PMP Certifications	101000	P100	NR	NR	4,100
3.00	Total	542400 - Oper Expense - Professional Licenses					\$4,460
	Total	Operating Expenses					\$9,720
	Total	ECOSYSTEM RESTORATION PLANNING					\$369,889

OFC OF EVERGLADES POLICY & COORDINATION

Qty	Item	Name	Fund	FuncArea	FPrgr	Grant	Amount
13.00	Total	510100 - Salaries and Wages - Regular					\$1,164,011
13.00	Total	520900 - Fringe Benefits - FICA Taxes Employer Share					\$89,045
13.00	Total	521010 - Fringe Benefits - FRS Retirement Contrib					\$138,634
13.00	Total	521110 - Fringe Benefits - Medical Insurance					\$217,778
13.00	Total	521120 - Fringe Benefits - Dental Insurance					\$15,860
13.00	Total	521130 - Fringe Benefits - Vision Insurance					\$1,785
13.00	Total	521140 - Fringe Benefits - Accidental Death Dismemberment					\$205
13.00	Total	521150 - Fringe Benefits - Long-Term Disability					\$2,600
13.00	Total	521160 - Fringe Benefits - Life Insurance					\$3,345
	Total	Personal Services					\$1,633,263
1.00	30043	2022 SA1647 CERP Planning	225000	P100	NR	NR	5,000,000
1.00	22990	R/B 2017 SA1606A BBCW Phase 2 Planning	205000	P128	101174	2055	450,000
2.00	Total	530100 - Cont Serv - External Provider					\$5,450,000
1.00	32009	2022 SA1647 CERP IRL S C23/C24 Component	225000	P107	101194	NR	25,000,000
1.00	Total	545030 - Oper Expense - Cash Contribution To Army Corps					\$25,000,000
	Total	Contracts					\$30,450,000

OFC OF EVERGLADES POLICY & COORDINATION

Qty	Item	Name	Fund	FuncArea	FPrgr	Grant	Amount
1.00	30041	2022 SA1647 Western Everglades Rest Proj	42500	P110	NR	NR	1,000,000
1.00	15632	Picayune Strand Rest'n Proj Mgmt Support	0	P130	100397	NR	50,000
			40100				
			0				
2.00	Total	580720 - Capital Outlay - AUC Design/Engineering Contracts					\$1,050,000
	Total	Capital - Operating					\$1,050,000
	Total	OFC OF EVERGLADES POLICY & COORDINATION					\$33,133,263



PERMITTING ACQUISITION & COMPLIANCE SECT

Qty	Item	Name	Fund	FuncArea	FPrgr	Grant	Amount
7.00	Total	510100 - Salaries and Wages - Regular					\$556,691
7.00	Total	520900 - Fringe Benefits - FICA Taxes Employer Share					\$42,586
7.00	Total	521010 - Fringe Benefits - FRS Retirement Contrib					\$66,306
7.00	Total	521110 - Fringe Benefits - Medical Insurance					\$119,465
7.00	Total	521120 - Fringe Benefits - Dental Insurance					\$8,540
7.00	Total	521130 - Fringe Benefits - Vision Insurance					\$965
7.00	Total	521140 - Fringe Benefits - Accidental Death Dismemberment					\$112
7.00	Total	521150 - Fringe Benefits - Long-Term Disability					\$1,400
7.00	Total	521160 - Fringe Benefits - Life Insurance					\$1,805
	Total	Personal Services					\$797,870
1.00	30726	Southern CREW - Mitigation Monitoring	101000	AA05	NR	NR	3,500
1.00	Total	530100 - Cont Serv - External Provider					\$3,500
	Total	Contracts					\$3,500
1.00	13757	Annual NPDES Surveillance Fee	217000	BB80	NR	NR	5,800
1.00	Total	543300 - Oper Expense - Permits & Fees					\$5,800
	Total	Operating Expenses					\$5,800
	Total	PERMITTING ACQUISITION & COMPLIANCE SECT					\$807,170

Qty	Item	Name	Fund	FuncArea	FPrgr	Grant	Amount
20.00	Total	510100 - Salaries and Wages - Regular					\$1,890,409
19.00	Total	520900 - Fringe Benefits - FICA Taxes Employer Share					\$123,610
19.00	Total	521010 - Fringe Benefits - FRS Retirement Contrib					\$248,451
19.00	Total	521110 - Fringe Benefits - Medical Insurance					\$325,619
19.00	Total	521120 - Fringe Benefits - Dental Insurance					\$23,180
19.00	Total	521130 - Fringe Benefits - Vision Insurance					\$2,603
19.00	Total	521140 - Fringe Benefits - Accidental Death Dismemberment					\$293
19.00	Total	521150 - Fringe Benefits - Long-Term Disability					\$3,800
19.00	Total	521160 - Fringe Benefits - Life Insurance					\$4,843
1.00	Total	529990 - Fringe Benefits - Other Personnel Benefits					\$59,323
	Total	Personal Services					\$2,682,131
1.00	15783	Contractual Expenses	101000	AC07	NR	NR	25,000
1.00	Total	530100 - Cont Serv - External Provider					\$25,000
1.00	16068	Advertising for Leases & Surplus	202000	AC07	NR	NR	8,000
1.00	Total	530105 - Cont Serv - Advertising Services					\$8,000
1.00	14293	Maintenance and Repairs	202000	AC07	NR	NR	200,000

South Florida Water Management District  
FY 2022-2023 Budget  
Division Line Item Functional Area Report - Expenditures

Qty	Item	Name	Fund	FuncArea	FPrgr	Grant	Amount
1	REAL ESTATE						
1.00	Total	530600 - Cont Serv - Maintenance and Repairs					\$200,000
1.00	16038	Contractual Obligations	204001	CZ99	NR	NR	588,000
1.00	32025	Contractual Obligations	101000	CZ99	NR	NR	900,000
1.00	13353	Records Prep/Retention/Recordation	202000	CL03	NR	NR	1,350
1.00	15060	Title Info Service	101000	AC07	NR	NR	45,000
1.00	13356	Title Services/other County Records	202000	CL03	NR	NR	<del>4,050</del>
5.00	Total	530900 - Cont Serv - Professional					\$1,538,400
1.00	15458	Appraisals (Leasing & Surplus)	222000	AC07	NR	95	200
1.00	15456	Appraisals (Leasing & Surplus)	204000	AC07	NR	NR	6,400
1.00	15587	Appraisals (Leasing & Surplus)	202000	AC07	NR	NR	103,094
1.00	15590	Pennsuco Property Appraisals	219000	AA05	NR	NR	20,000
4.00	Total	530921 - Cont Serv - Non Capital Appraisal Fees					\$129,694
1.00	15589	Environmental Assessment for Leases	202000	AC07	NR	NR	25,000
1.00	15455	Environmental Assessment for Leases		AC07	NR	NR	3,000
2.00	Total	530922 - Cont Serv - Non Capital Env Risk Assessment					\$28,000
1.00	16296	Waste & Stormwater Fees	204000	AC07	NR	NR	<del>7,000</del>
1.00	Total	531103 - Cont Serv - Waste Disposal Services					\$7,000
	Total	Contracts					\$1,936,094

South Florida Water Management District  
FY 2022-2023 Budget  
Division Line Item Functional Area Report - Expenditures

1	REAL ESTATE							
Qty	Item	Name	Fund	FuncArea	FPrgr	Grant	Amount	
1.00	13733	Parts, Supplies & Expense - Office	10100	AC07	NR	NR	2,705	
			0					
1.00	Total	541510 - Oper Expense - Parts,Supp - Office					\$2,705	
1.00	13734	Appraisal License Renewal	101000	AC07	NR	NR	2,974	
1.00	Total	541900 - Oper Expense - Other					\$2,974	
1.00	15687	Business Travel	101000	AC07	NR	NR	2,839	
1.00	15204	Business Travel-Program Wide	204000	AZ00	NR	NR	3,000	
1.00	13372	Certifications & Training	202000	AA01	NR	NR	900	
1.00	13323	Training - herb.appl. CEUs-all techs	202000	AA02	NR	NR	900	
1.00	18247	Travel - District Business	202000	CG04	NR	NR	479	
1.00	18246	Travel - District Business	202000	CK01	NR	NR	1,362	
6.00	Total	542100 - Oper Expense - District Travel					\$9,480	
1.00	13732	Memberships & Dues	101000	AC07	NR	NR	1,620	
1.00	Total	542310 - Oper Expense - Memberships, Dues and Fees					\$1,620	
1.00	16129	PILT-Glades	222000	AC06	NR	95	56,041	
1.00	15275	PILT-Hendry	222000	AC06	NR	95	41,702	
1.00	15588	PILT-Hendry	204001	AC06	NR	NR	78,590	
1.00	17130	PILT-Hendry	204000	AC06	NR	NR	129,000	
1.00	24680	PILT-Hendry	213000	AC06	NR	87	50,000	
1.00	15273	PILT-Highland	204000	AC06	NR	NR	2,767	
1.00	15274	PILT-Okeechobee	204000	AC06	NR	NR	11,297	

7.00 Total

543645 - Oper Expense - Payment In Lieu of Taxes (PILT) \$369,397

---

---

---

---

---

---

South Florida Water Management District  
FY 2022-2023 Budget  
Division Line Item Functional Area Report - Expenditures

1 REAL ESTATE										
Qty	Item	Name	Fund	FuncArea	FPrgr	Grant	Amount			
		Total	Operating Expenses							\$386,176
1.00	15782	Pennsuco Land Acq - Assoc Cost (40 ac)		419000	AA05	NR	NR		15,890	
1.00		Total	580014 - Capital Outlay - Land Acquisition Associated Costs							\$15,890
1.00	32006	2022 Sect.197 Green Heart Everglades LA		424001	JG51	NR	NR		34,700,000	
1.00	24230	Pennsuco Land Acq.-Willing Seller(40 ac)		419000	AA05	NR	NR		69,542	
1.00	15779	Pennsuco Land Acq.-Willing Seller(40 ac)		419000	AA05	NR	NR		250,458	
3.00		Total	580020 - Capital Outlay - Land							\$35,020,000
		Total	Capital - Land Acquisition							\$35,035,890
		Total	REAL ESTATE							\$40,040,291

REGULATION DIVISION

Qty	Item	Name	Fund	FuncArea	FPrgr	Grant	Amount
2.00	Total	510100 - Salaries and Wages - Regular					\$595,007
1.00	Total	520900 - Fringe Benefits - FICA Taxes Employer Share					\$10,481
1.00	Total	521010 - Fringe Benefits - FRS Retirement Contrib					\$43,254
1.00	Total	521110 - Fringe Benefits - Medical Insurance					\$21,150
1.00	Total	521120 - Fringe Benefits - Dental Insurance					\$1,220
1.00	Total	521130 - Fringe Benefits - Vision Insurance					\$137
1.00	Total	521140 - Fringe Benefits - Accidental Death Dismemberment					\$15
1.00	Total	521150 - Fringe Benefits - Long-Term Disability					\$200
1.00	Total	521160 - Fringe Benefits - Life Insurance					\$257
1.00	Total	529990 - Fringe Benefits - Other Personnel Benefits					\$93,165
	Total	Personal Services					\$764,886
1.00	15759	Office Supplies	101000	HZ00	NR	NR	1,202
1.00	Total	541510 - Oper Expense - Parts,Supp - Office					\$1,202
1.00	72	Meeting - Rulemaking Workshops	101000	HZ00	NR	NR	900
1.00	Total	541901 - Oper Expense - Meeting Expenses					\$900
1.00	15084	Training & Conferences	101000	HZ00	NR	NR	7,276

REGULATION DIVISION

Qty	Item	Name	Fund	FuncArea	FPrgr	Grant	Amount
1.00	Total	542000 - Oper Expense - Conference Registrations					\$7,276
1.00	15652	Business Travel	101000	HZ00	NR	NR	1,957
1.00	15653	Business Travel	101000	HA01	NR	NR	1,957
1.00	15685	Business Travel	101000	HB00	NR	NR	2,407
1.00	15650	Business Travel	101000	HA00	NR	NR	1,680
4.00	Total	542100 - Oper Expense - District Travel					\$8,001
1.00	15075	Dues & Memberships	101000	HZ00	NR	NR	2,051
1.00	Total	542310 - Oper Expense - Memberships, Dues and Fees					\$2,051
1.00	15147	Professional Licenses - Division	101000	HZ00	NR	NR	3,339
1.00	Total	542400 - Oper Expense - Professional Licenses					\$3,339
	Total	Operating Expenses					\$22,769
	Total	REGULATION DIVISION					\$787,655



NORTHERN EVERGLADES SECTION

Qty	Item	Name	Fund	FuncArea	FPrgr	Grant	Amount
6.00	Total	510100 - Salaries and Wages - Regular					\$504,874
6.00	Total	520900 - Fringe Benefits - FICA Taxes Employer Share					\$38,625
6.00	Total	521010 - Fringe Benefits - FRS Retirement Contrib					\$60,130
6.00	Total	521110 - Fringe Benefits - Medical Insurance					\$103,085
6.00	Total	521120 - Fringe Benefits - Dental Insurance					\$7,320
6.00	Total	521130 - Fringe Benefits - Vision Insurance					\$828
6.00	Total	521140 - Fringe Benefits - Accidental Death Dismemberment					\$101
6.00	Total	521150 - Fringe Benefits - Long-Term Disability					\$1,200
6.00	Total	521160 - Fringe Benefits - Life Insurance					\$1,548
	Total	Personal Services					\$717,711
1.00	22695	2022 SA 1643 Dispersed Water Mgmt	225000	IS04	NR	NR	5,000,000
1.00	22703	2022 SA 1648 Dispersed Water Mgmt	225000	IS04	NR	NR	22,851,105
1.00	32005	2022 SA 1650C Caloosahatchee Rvr WQ/BMAP	225000	J151	NR	NR	6,000,000
1.00	32020	2022 SA1648 NEEPP Water Retention/Nutrie	225000	IS04	NR	NR	2,252,450
4.00	Total	530100 - Cont Serv - External Provider					\$36,103,555
1.00	32014	2022 SA 1648 NEEPP Caloosahatchee Flow M	225000	J151	101151	NR	82,030
1.00	Total	545020 - Oper Expense - Interagency Federal Matching					\$82,030
	Total	Contracts					

\$36,185,585

---

---

---

---

---

NORTHERN EVERGLADES SECTION

Qty	Item	Name	Fund	FuncArea	FPrgr	Grant	Amount
1.00	31402	IRL-S Sec C - Monitoring Equip	202000	CJ05	NR	NR	2,000
1.00	Total	540050 - Oper Expense - Inventory Parts and Supplies					\$2,000
	Total	Operating Expenses					\$2,000
	Total	NORTHERN EVERGLADES SECTION					\$36,905,296

ENVIRONMENTAL RESOURCE BUREAU

Qty	Item	Name	Fund	FuncArea	FPrgr	Grant	Amount
29.00	Total	510100 - Salaries and Wages - Regular					\$2,124,127
29.00	Total	520900 - Fringe Benefits - FICA Taxes Employer Share					\$162,497
29.00	Total	521010 - Fringe Benefits - FRS Retirement Contrib					\$265,629
29.00	Total	521110 - Fringe Benefits - Medical Insurance					\$489,462
29.00	Total	521120 - Fringe Benefits - Dental Insurance					\$35,380
29.00	Total	521130 - Fringe Benefits - Vision Insurance					\$3,974
29.00	Total	521140 - Fringe Benefits - Accidental Death Dismemberment					\$434
29.00	Total	521150 - Fringe Benefits - Long-Term Disability					\$5,800
29.00	Total	521160 - Fringe Benefits - Life Insurance					\$7,369
	Total	Personal Services					\$3,094,672
1.00	15077	Books / Subscriptions / References	101000	HA00	NR	NR	139
1.00	Total	541100 - Oper Expense - Books/Subscriptions					\$139
1.00	56	Small Tools & Equipment	101000	HA01	NR	NR	602
1.00	71	Small Tools & Equipment	101000	HA00	NR	NR	450
2.00	Total	541400 - Oper Expense - Tools/Equipment/PPE					\$1,052
1.00	55	Parts & Supplies - Other Equipment	101000	HA01	NR	NR	765
	Total	Operating Expenses					



REGULATORY SUPPORT SECTION

Qty	Item	Name	Fund	FuncArea	FPrgr	Grant	Amount
24.00	Total	510100 - Salaries and Wages - Regular					\$1,270,096
24.00	Total	520900 - Fringe Benefits - FICA Taxes Employer Share					\$97,165
24.00	Total	521010 - Fringe Benefits - FRS Retirement Contrib					\$161,420
24.00	Total	521110 - Fringe Benefits - Medical Insurance					\$398,008
24.00	Total	521120 - Fringe Benefits - Dental Insurance					\$29,280
24.00	Total	521130 - Fringe Benefits - Vision Insurance					\$3,291
24.00	Total	521140 - Fringe Benefits - Accidental Death Dismemberment					\$344
24.00	Total	521150 - Fringe Benefits - Long-Term Disability					\$4,800
24.00	Total	521160 - Fringe Benefits - Life Insurance					\$5,799
	Total	Personal Services					\$1,970,203
1.00	14314	Scanning - Large Volume	101000	HA00	NR	NR	12,000
1.00	Total	530100 - Cont Serv - External Provider					\$12,000
1.00	15364	Advertising - Legal Ads	101000	HA00	NR	NR	1,000
1.00	84	Advertising - Legal Ads	101000	HB00	NR	NR	52,000
2.00	Total	530105 - Cont Serv - Advertising Services					\$53,000
1.00	15764	Contract Staff - Scanning Prep	101000	HB00	NR	NR	31,733
1.00	14315	Contract Staff Application Processing	101000	HA00	NR	NR	31,733

REGULATORY SUPPORT SECTION

Qty	Item	Name	Fund	FuncArea	FPrgr	Grant	Amount
2.00	Total	530190 - Cont Serv - External Provider (OPS)					\$63,466
	Total	Contracts					\$128,466
1.00	85 Books / Subscriptions / References		10100 0	HA00	NR	NR	90
1.00	Total	541100 - Oper Expense - Books/Subscriptions					\$90
1.00	87 Small Tools & Equipment		10100 0	HA00	NR	NR	180
1.00	Total	541400 - Oper Expense - Tools/Equipment/PPE					\$180
1.00	86 Parts & Supplies - Other Equipment		10100 0	HA00	NR	NR	720
1.00	Total	541500 - Oper Expense - Parts and Supplies					\$720
1.00	15707 Office Supplies			HA00	NR	NR	5,431
1.00	Total	541510 - Oper Expense - Parts,Supp - Office					\$5,431
1.00	12650 Credit Card Processing Fees for E Permit			HA00	NR	NR	45,000
1.00	Total	543300 - Oper Expense - Other Fees					\$45,000
1.00	12346 Permit Recording in County Public Rcds			HA00	NR	NR	35,775
1.00	Total	- Oper Expense - Permits & Fees					\$35,775

REGULATORY SUPPORT SECTION

Qty	Item	Name	Fund	FuncArea	FPrgr	Grant	Amount
	Total	Operating Expenses					\$87,196
	Total	REGULATORY SUPPORT SECTION					\$2,185,865



OKEECHOBEE REGULATORY OFFICE

Qty	Item	Name	Fund	FuncArea	FPrgr	Grant	Amount
10.00	Total	510100 - Salaries and Wages - Regular					\$747,102
10.00	Total	520900 - Fringe Benefits - FICA Taxes Employer Share					\$57,153
10.00	Total	521010 - Fringe Benefits - FRS Retirement Contrib					\$93,678
10.00	Total	521110 - Fringe Benefits - Medical Insurance					\$163,850
10.00	Total	521120 - Fringe Benefits - Dental Insurance					\$12,200
10.00	Total	521130 - Fringe Benefits - Vision Insurance					\$1,370
10.00	Total	521140 - Fringe Benefits - Accidental Death Dismemberment					\$148
10.00	Total	521150 - Fringe Benefits - Long-Term Disability					\$2,000
10.00	Total	521160 - Fringe Benefits - Life Insurance					\$2,535
	Total	Personal Services					\$1,080,036
1.00	12354	Maintenance & Repair - Vehicles	101000	CI03	NR	NR	1,000
1.00	Total	530608 - Cont Serv - Maint & Repairs - Vehicles					\$1,000
	Total	Contracts					\$1,000

OKEECHOBEE REGULATORY OFFICE

Qty	Item	Name	Fund	FuncArea	FPrgr	Grant	Amount
1.00	12355	Books / Subscriptions / References	10100 0	HA00	NR	NR	90
1.00		Total 541100 - Oper Expense - Books/Subscriptions					\$90
1.00	15080	Small Tools & Equipment	101000	HA00	NR	NR	405
1.00		Total 541400 - Oper Expense - Tools/Equipment/PPE					\$405
1.00	15721	Office Supplies	101000	HA00	NR	NR	1,128
1.00		Total 541510 - Oper Expense - Parts,Supp - Office					\$1,128
1.00	15079	Postage	101000	HA00	NR	NR	1,800
1.00		Total 543600 - Oper Expense - Postage					\$1,800
		Total Operating Expenses					\$3,423
		Total OKEECHOBEE REGULATORY OFFICE					\$1,084,459

EVERGLADES TECHNICAL SUPPORT

Qty	Item	Name	Fund	FuncArea	FPrgr	Grant	Amount
7.00	Total	510100 - Salaries and Wages - Regular					\$635,023
7.00	Total	520900 - Fringe Benefits - FICA Taxes Employer Share					<u>\$48,579</u>
7.00	Total	521010 - Fringe Benefits - FRS Retirement Contrib					\$75,633
7.00	Total	521110 - Fringe Benefits - Medical Insurance					\$119,465
7.00	Total	521120 - Fringe Benefits - Dental Insurance					<u>\$8,540</u>
7.00	Total	521130 - Fringe Benefits - Vision Insurance					\$959
7.00	Total	521140 - Fringe Benefits - Accidental Death Dismemberment					\$109
7.00	Total	521150 - Fringe Benefits - Long-Term Disability					\$1,400
7.00	Total	521160 - Fringe Benefits - Life Insurance					<u>\$1,799</u>
	Total	Personal Services					\$891,507
1.00	16282	EFA Source Controls	217000	BD08	NR	NR	28,964
1.00	17140	NEEPP Planning, Research & WQ Pgm	101000	IP50	NR	NR	<u>56,760</u>
1.00	15318	NEEPP Planning, Research & WQ Pgm	202000	IP50	NR	NR	3,900
3.00	Total	530100 - Cont Serv - External Provider					\$89,624
	Total	Contracts					<u>\$89,624</u>
	Total	EVERGLADES TECHNICAL SUPPORT					<u>\$981,131</u>

FORT MYERS SERVICE CENTER

Qty	Item	Name	Fund	FuncArea	FPrgr	Grant	Amount
21.00	Total	510100 - Salaries and Wages - Regular					\$1,417,627
21.00	Total	520900 - Fringe Benefits - FICA Taxes Employer Share					\$108,448
21.00	Total	521010 - Fringe Benefits - FRS Retirement Contrib					\$174,394
21.00	Total	521110 - Fringe Benefits - Medical Insurance					\$348,852
21.00	Total	521120 - Fringe Benefits - Dental Insurance					\$25,620
21.00	Total	521130 - Fringe Benefits - Vision Insurance					\$2,877
21.00	Total	521140 - Fringe Benefits - Accidental Death Dismemberment					\$312
21.00	Total	521150 - Fringe Benefits - Long-Term Disability					\$4,200
21.00	Total	521160 - Fringe Benefits - Life Insurance					\$5,281
	Total	Personal Services					\$2,087,611
1.00	15524	LWC - Maint/Repair - Vehicles	202000	CI03	NR	NR	4,500
1.00	76	Maintenance & Repair - Vehicles	101000	CI03	NR	NR	7,500
2.00	Total	530608 - Cont Serv - Maint & Repairs - Vehicles					\$12,000
	Total	Contracts					\$12,000

FORT MYERS SERVICE CENTER

Qty	Item	Name	Fund	FuncArea	FPrgr	Grant	Amount
1.00	12278	Books / Subscriptions / References	101000	HA00	NR	NR	360
1.00		Total 541100 - Oper Expense - Books/Subscriptions					\$360
1.00	11978	Small Tools & Equipment	101000	HA00	NR	NR	1,620
1.00		Total 541400 - Oper Expense - Tools/Equipment/PPE					\$1,620
1.00	77	Parts & Supplies - Other Equipment	101000	HA00	NR	NR	450
1.00		Total 541500 - Oper Expense - Parts and Supplies					\$450
1.00	12356	Parts & Supplies - Vehicles	101000	CI03	NR	NR	7,200
1.00		Total 541502 - Oper Expense - Parts,Supp - Fleet					\$7,200
1.00	15148	Turbidity Samples	101000	HA00	NR	NR	450
1.00		Total 541506 - Oper Expense - Parts,Supp - Laboratory					\$450
1.00	15755	Office Supplies	101000	HA00	NR	NR	1,128
1.00		Total					-
1.00	13287	Postage	543600				
1.00		Total					

Oper Expense  
- Parts,Supp -  
Office

---

Oper Expense      101000  
- Postage          HA00  
                      NR  
                      NR  
                      3,600

---

---

---

---

---

FORT MYERS SERVICE CENTER

Qty	Item	Name	Fund	FuncArea	FPrgr	Grant	Amount
	Total	543600 - Oper Expense - Postage					\$3,600
	Total	Operating Expenses					\$14,808
	Total	FORT MYERS SERVICE CENTER					\$2,114,419

---

---

---

---

---

ORLANDO SERVICE CENTER

Qty	Item	Name	Fund	FuncArea	FPrgr	Grant	Amount
18.00	Total	510100 - Salaries and Wages - Regular					\$1,269,354
18.00	Total	520900 - Fringe Benefits - FICA Taxes Employer Share					\$97,105
18.00	Total	521010 - Fringe Benefits - FRS Retirement Contrib					\$157,749
18.00	Total	521110 - Fringe Benefits - Medical Insurance					\$299,696
18.00	Total	521120 - Fringe Benefits - Dental Insurance					\$21,960
18.00	Total	521130 - Fringe Benefits - Vision Insurance					\$2,466
18.00	Total	521140 - Fringe Benefits - Accidental Death Dismemberment					\$264
18.00	Total	521150 - Fringe Benefits - Long-Term Disability					\$3,600
18.00	Total	521160 - Fringe Benefits - Life Insurance					\$4,480
	Total	Personal Services					\$1,856,674
1.00	12019	Maintenance & Repair - Vehicles	101000	CI03	NR	NR	1,260
1.00	Total	530608 - Cont Serv - Maint & Repairs - Vehicles					\$1,260
	Total	Contracts					\$1,260



South Florida Water Management District  
FY 2022-2023 Budget  
Division Line Item Functional Area Report - Expenditures

ORLANDO SERVICE CENTER

Qty	Item	Name	Fund	FuncArea	FPrgr	Grant	Amount
1.00	42	Small Tools & Equipment	10100 0	HA00	NR	NR	1,458
1.00	Total	541400 - Oper Expense - Tools/Equipment/PPE					<u>\$1,458</u>
1.00	15754	Office Supplies	101000	HA00	NR	NR	1,263
1.00	Total	541510 - Oper Expense - Parts,Supp - Office					<u>\$1,263</u>
1.00	38	Postage	101000	HA00	NR	NR	1,395
1.00	Total	543600 - Oper Expense - Postage					<u>\$1,395</u>
	Total	Operating Expenses					<u>\$4,116</u>
	Total	ORLANDO SERVICE CENTER					<u>\$1,862,050</u>

ENV RESOURCE & REGULATORY SUPPORT

Qty	Item	Name	Fund	FuncArea	FPrgr	Grant	Amount
1.00	Total	510100 - Salaries and Wages - Regular					\$114,338
1.00	Total	520900 - Fringe Benefits - FICA Taxes Employer Share					\$8,747
1.00	Total	521010 - Fringe Benefits - FRS Retirement Contrib					\$13,618
1.00	Total	521110 - Fringe Benefits - Medical Insurance					\$21,150
1.00	Total	521120 - Fringe Benefits - Dental Insurance					\$1,220
1.00	Total	521130 - Fringe Benefits - Vision Insurance					\$137
1.00	Total	521140 - Fringe Benefits - Accidental Death Dismemberment					\$15
1.00	Total	521150 - Fringe Benefits - Long-Term Disability					\$200
1.00	Total	521160 - Fringe Benefits - Life Insurance					\$257
	Total	Personal Services					\$159,682
1.00	24653	Books / Subscriptions / References	101000	HA00	NR	NR	140
1.00	Total	541100 - Oper Expense - Books/Subscriptions					\$140
1.00	24652	Small Tools & Equipment	101000	HA00	NR	NR	450
1.00	24651	Small Tools & Equipment	101000	HA01	NR	NR	603
2.00	Total	541400 - Oper Expense - Tools/Equipment/PPE					\$1,053
1.00	24650	Parts & Supplies - Other Equipment	101000	HA01	NR	NR	765
	Total	Operating Expenses					

ENV RESOURCE & REGULATORY SUPPORT

Qty	Item	Name	Fund	FuncArea	FPrgr	Grant	Amount
1.00	Total	541500 - Oper Expense - Parts and Supplies					\$765
	Total	Operating Expenses					\$1,958
	Total	ENV RESOURCE & REGULATORY SUPPORT					\$161,640

---



---



---



---



---

4310156000 WATER SUPPLY BUREAU

Qty	Item	Name	Fund	FuncArea	FPrgr	Grant	Amount
2.00	Total	510100 - Salaries and Wages - Regular					\$165,830
2.00	Total	520900 - Fringe Benefits - FICA Taxes Employer Share					\$12,686
2.00	Total	521010 - Fringe Benefits - FRS Retirement Contrib					\$27,728
2.00	Total	521110 - Fringe Benefits - Medical Insurance					\$37,535
2.00	Total	521120 - Fringe Benefits - Dental Insurance					\$2,440
2.00	Total	521130 - Fringe Benefits - Vision Insurance					\$274
2.00	Total	521140 - Fringe Benefits - Accidental Death Dismemberment					\$31
2.00	Total	521150 - Fringe Benefits - Long-Term Disability					\$400
2.00	Total	521160 - Fringe Benefits - Life Insurance					\$514
	Total	Personal Services					\$247,438
1.00	15741	Office Supplies	101000	DB01	NR	NR	902
1.00	Total	541510 - Oper Expense - Parts,Supp - Office					\$902
	Total	Operating Expenses					\$902
	Total	WATER SUPPLY BUREAU					\$248,340

4311157000 WATER USE BUREAU

Qty	Item	Name	Fund	FuncArea	FPrgr	Grant	Amount
38.00	Total	510100 - Salaries and Wages - Regular					\$2,615,319
38.00	Total	520900 - Fringe Benefits - FICA Taxes Employer Share					\$200,071
38.00	Total	521010 - Fringe Benefits - FRS Retirement Contrib					\$311,486
38.00	Total	521110 - Fringe Benefits - Medical Insurance					\$632,160
38.00	Total	521120 - Fringe Benefits - Dental Insurance					\$46,360
38.00	Total	521130 - Fringe Benefits - Vision Insurance					\$5,206
38.00	Total	521140 - Fringe Benefits - Accidental Death Dismemberment					\$564
38.00	Total	521150 - Fringe Benefits - Long-Term Disability					\$7,600
38.00	Total	521160 - Fringe Benefits - Life Insurance					\$9,622
	Total	Personal Services					\$3,828,388
1.00	13806	Small Tools & Equipment	101000	HB00	NR	NR	225
1.00	Total	541400 - Oper Expense - Tools/Equipment/PPE					\$225
	Total	Operating Expenses					\$225
	Total	WATER USE BUREAU					\$3,828,613

4314189000 RESOURCE EVALUATION SECTION

Qty	Item	Name	Fund	FuncArea	FPrgr	Grant	Amount
20.00	Total	510100 - Salaries and Wages - Regular					\$1,646,583
20.00	Total	520900 - Fringe Benefits - FICA Taxes Employer Share					\$125,965
20.00	Total	521010 - Fringe Benefits - FRS Retirement Contrib					\$209,824
20.00	Total	521110 - Fringe Benefits - Medical Insurance					\$332,485
20.00	Total	521120 - Fringe Benefits - Dental Insurance					\$24,400
20.00	Total	521130 - Fringe Benefits - Vision Insurance					\$2,746
20.00	Total	521140 - Fringe Benefits - Accidental Death Dismemberment					\$323
20.00	Total	521150 - Fringe Benefits - Long-Term Disability					\$4,000
20.00	Total	521160 - Fringe Benefits - Life Insurance					\$5,146
	Total	Personal Services					\$2,351,472

4314189000 RESOURCE EVALUATION SECTION

Qty	Item	Name	Fund	FuncArea	FPrgr	Grant	Amount
1.00	14328	Geophysical Logging	10100	DF01	NR	NR	18,893
1.00	18259	Groundwater Monitor Contractual Services	0	DF01	NR	NR	<u>125,193</u>
1.00	14329	Hydrogeologic Data Archiving	10100	DF01	NR	NR	15,000
1.00	14330	Monthly GW Level Measurements	0	DF01	NR	NR	<u>14,400</u>
1.00	18261	Regional Floridan Groundwater Network	10100	DF01		NR	20,000
			0				
			10100				
			0				
			10100				
			0				
5.00	Total	530100 - Cont Serv - External Provider					\$193,486
1.00	14326	Emergency Wellhead Repairs	101000	DF01	NR	NR	50,000
1.00	Total	530600 - Cont Serv - Maintenance and Repairs					\$50,000
1.00	14294	GW Model Peer Reviews	101000	DF02	NR	NR	75,000
1.00	Total	530900 - Cont Serv - Professional					\$75,000
	Total	Contracts					\$318,486
1.00	13805	Books / Subscriptions / References	101000	DF01	NR	NR	270
1.00	Total	541100 - Oper Expense - Books/Subscriptions					\$270
1.00	14327	Parts & Supplies - Field Equipment	101000	DF01	NR	NR	25,000
1.00	Total	541500 - Oper Expense - Parts and Supplies					\$25,000





4314189000 RESOURCE EVALUATION SECTION

Qty	Item	Name	Fund	FuncArea	FPrgr	Grant	Amount
1.00	Total	542400 - Oper Expense - Professional Licenses					\$1,877
	Total	Operating Expenses					\$27,147
	Total	RESOURCE EVALUATION SECTION					\$2,697,105

---

---

---

4315450000 WATER SUPPLY DEVELOPMENT SECTION

Qty	Item	Name	Fund	FuncArea	FPrgr	Grant	Amount
14.00	Total	510100 - Salaries and Wages - Regular					\$1,176,426
14.00	Total	520900 - Fringe Benefits - FICA Taxes Employer Share					\$89,997
14.00	Total	521010 - Fringe Benefits - FRS Retirement Contrib					\$159,560
14.00	Total	521110 - Fringe Benefits - Medical Insurance					\$229,401
14.00	Total	521120 - Fringe Benefits - Dental Insurance					\$17,080
14.00	Total	521130 - Fringe Benefits - Vision Insurance					\$1,921
14.00	Total	521140 - Fringe Benefits - Accidental Death Dismemberment					\$218
14.00	Total	521150 - Fringe Benefits - Long-Term Disability					\$2,800
14.00	Total	521160 - Fringe Benefits - Life Insurance					\$3,601
	Total	Personal Services					\$1,681,004
1.00	15901	CFWI Contractual Support	101000	DA03	100795	NR	25,000
1.00	Total	530100 - Cont Serv - External Provider					\$25,000
1.00	24262	2022 SA1649 Alt Water Supply Prg	205000	DE01	101220	NR	22,000,000
1.00	Total	545000 - Oper Expense - Interagency Local					\$22,000,000
1.00	15300	FAWN	101000	DD01	100721	NR	75,000
1.00	Total	-					

4315450000 WATER SUPPLY DEVELOPMENT SECTION

Qty	Item	Name	Fund	FuncArea	FPrg	Grant	Amount
		Total 545040 - Oper Expense - Interagency Public Univ					\$75,000
		Total Contracts					\$22,100,000
1.00	15642	Alliance for Water Efficiency Dues	10100	DA01	NR	NR	500
1.00	15627	WateReuse Association Dues	0	DA01	NR	NR	325
			10100				
			0				
2.00		Total 542310 - Oper Expense - Memberships, Dues and Fees					\$825
1.00	12859	Professional Licenses	101000	DB01	NR	NR	900
1.00		Total 542400 - Oper Expense - Professional Licenses					\$900
		Total Operating Expenses					\$1,725
		Total WATER SUPPLY DEVELOPMENT SECTION					\$23,782,729

4409160000 WATER RESOURCES DIVISION

Qty	Item	Name	Fund	FuncArea	FPrgr	Grant	Amount
11.00	Total	510100 - Salaries and Wages - Regular					\$781,124
2.00	Total	520900 - Fringe Benefits - FICA Taxes Employer Share					\$14,876
2.00	Total	521010 - Fringe Benefits - FRS Retirement Contrib					\$49,486
10.00	Total	521110 - Fringe Benefits - Medical Insurance					\$240,431
10.00	Total	521120 - Fringe Benefits - Dental Insurance					\$17,240
10.00	Total	521130 - Fringe Benefits - Vision Insurance					\$1,936
2.00	Total	521140 - Fringe Benefits - Accidental Death Dismemberment					\$30
2.00	Total	521150 - Fringe Benefits - Long-Term Disability					\$400
2.00	Total	521160 - Fringe Benefits - Life Insurance					\$514
1.00	Total	529990 - Fringe Benefits - Other Personnel Benefits					\$164,473
	Total	Personal Services					\$1,270,510
1.00	12442	Books & Reference Materials	217000	BZ00	NR	NR	90
1.00	Total	541100 - Oper Expense - Books/Subscriptions					\$90
1.00	15731	Office Supplies	217000	BZ00	NR	NR	301
1.00	Total	541510 - Oper Expense - Parts,Supp - Office					\$301
1.00	13491	Training & Conferences	101000	JZ00	NR	NR	7,826

4409160000 WATER RESOURCES DIVISION

Qty	Item	Name	Fund	FuncArea	FPrgr	Grant	Amount
1.00	14013	Training & Conferences	21700	BZ00	NR	NR	7,206
1.00	15081	Training & Conferences	0	IZ00	NR	NR	4,057
1.00	15085	Training & Conferences	20200	DF01	NR	NR	2,700
1.00	15159	Training & Conferences	0	DB01	NR	NR	1,800
1.00	13489	Training & Conferences	10100	FZ00	NR	NR	1,819
1.00	13441	Training & Conferences	0	SB11	NR	NR	2,903
1.00	13407	Training & Conferences	10100	SZ00	NR	NR	2,359
1.00	17085	Training and Conferences	20200	SB31	NR	NR	6,300
			0				
			10100				
			0				
			10100				
			0				
			10100				
			0				
9.00	Total	542000 - Oper Expense - Conference Registrations					\$36,970
1.00	15678	District Business Travel	217000	BZ00	NR	NR	2,369
1.00	15696	District Business Travel	101000	DB01	NR	NR	2,425
1.00	15682	District Business Travel	202000	IZ00	NR	NR	270
1.00	15659	District Travel - Non Training WQM	101000	SB11	NR	NR	10,114
1.00	15504	FL Bay - Field Work & Meeting	101003	JE10	100281	NR	10,000
1.00	15680	Field Travel to KCOL	202000	FB01	101213	NR	2,387
1.00	15704	Field Travel to Kiss River	202000	FA12	100651	NR	9,288
1.00	15691	QOT Travel	101000	P207	NR	NR	327
1.00	15683	Travel	217000	BJ03	NR	NR	2,434
1.00	15656	Travel (Non-Training/Conf)	101000	SZ00	NR	NR	327
1.00	15693	Travel - Field Work	101000	JZ00	NR	NR	5,936
1.00	15657	Travel - Field/Business	101000	SB51	NR	NR	196
12.00	Total	542100 - Oper Expense - District Travel					\$46,073
	Total	Operating Expenses					\$83,434

Total WATER RESOURCES DIVISION

\$1,353,944

---

---

---

---

---

---

4410160100 APPLIED SCIENCE BUREAU

Qty	Item	Name	Fund	FuncArea	FPrgr	Grant	Amount
6.00	Total	510100 - Salaries and Wages - Regular					\$580,439
6.00	Total	520900 - Fringe Benefits - FICA Taxes Employer Share					<u>\$44,403</u>
6.00	Total	521010 - Fringe Benefits - FRS Retirement Contrib					<u>\$77,063</u>
6.00	Total	521110 - Fringe Benefits - Medical Insurance					<u>\$103,078</u>
6.00	Total	521120 - Fringe Benefits - Dental Insurance					\$7,320
6.00	Total	521130 - Fringe Benefits - Vision Insurance					\$822
6.00	Total	521140 - Fringe Benefits - Accidental Death Dismemberment					\$94
6.00	Total	521150 - Fringe Benefits - Long-Term Disability					\$1,200
6.00	Total	521160 - Fringe Benefits - Life Insurance					\$1,537
	Total	Personal Services					\$815,956
1.00	15842	Parts & Supplies - Other	202000	IZ00	NR	NR	135
1.00	Total	541500 - Oper Expense - Parts and Supplies					\$135
1.00	15840	Office Supplies	202000	IZ00	NR	NR	215
1.00	Total	541510 - Oper Expense - Parts,Supp - Office					\$215
1.00	15151	Memberships, Dues and/or Fees	217000	BZ00	NR	NR	135
1.00	Total	-					

South Florida Water Management District  
FY 2022-2023 Budget  
Division Line Item Functional Area Report - Expenditures

4410160100 APPLIED SCIENCE BUREAU

Qty	Item	Name	Fund	FuncArea	FPrgr	Grant	Amount
	Total	542310	- Oper Expense - Memberships, Dues and Fees				\$135
1.00	15154	Professional Licenses	202000	FZ00	NR	NR	369
1.00	15152	Professional Licenses	101000	JZ00	NR	NR	178
1.00	15153	Professional Licenses	202000	IZ00	NR	NR	430
3.00	Total	542400	- Oper Expense - Professional Licenses				\$977
1.00	13759	Printing / Publication Services	217000	BZ00	NR	NR	3,015
1.00	Total	543660	- Oper Expense - Printing Services (non-outreach)				\$3,015
	Total	Operating Expenses					\$4,477
	Total	APPLIED SCIENCE BUREAU					\$820,433



4411161000 COASTAL ECOSYSTEMS SECTION

Qty	Item	Name	Fund	FuncArea	FPrgr	Grant	Amount
17.00	Total	510100 - Salaries and Wages - Regular					\$1,244,182
17.00	Total	520900 - Fringe Benefits - FICA Taxes Employer Share					\$95,180
17.00	Total	521010 - Fringe Benefits - FRS Retirement Contrib					\$148,181
17.00	Total	521110 - Fringe Benefits - Medical Insurance					<del>\$283,337</del>
17.00	Total	521120 - Fringe Benefits - Dental Insurance					\$20,740
17.00	Total	521130 - Fringe Benefits - Vision Insurance					\$2,342
17.00	Total	521140 - Fringe Benefits - Accidental Death Dismemberment					\$281
17.00	Total	521150 - Fringe Benefits - Long-Term Disability					\$3,400
17.00	Total	521160 - Fringe Benefits - Life Insurance					\$4,370
	Total	Personal Services					\$1,802,013

4411161000 COASTAL ECOSYSTEMS SECTION

Qty	Item	Name	Fund	FuncArea	FPrgr	Grant	Amount
1.00	30730	BBCW Deering - Vegetation Monitoring	10100	SU01	NR	3007	12,000
1.00	32046	Caloosahatchee MFL's	0	JI50	NR	NR	185,000
1.00	17143	Estuary Phytoplankton Study	10100	JA10	101212	NR	30,000
1.00	30762	Faka Union PS - Aquatic Fauna Monitoring	0	SU01	NR	3008	13,253
1.00	30760	Faka Union PS - Estuarine - Oyster Reef	20200	SU01	NR	3008	43,570
1.00	30761	Faka Union PS - T&E Monitoring - Manatee	3	SU01	NR	3008	79,104
1.00	30763	Faka Union PS - Vegetation Monitoring	10100	AA05	NR	3008	32,306
1.00	30758	Merritt PS - Aquatic Fauna Monitoring	2	SU01	NR	3008	85,447
1.00	30757	Merritt PS - T&E Monitor - Wading Birds	2	AA05	NR	3008	26,507
1.00	30767	Merritt PS - T&E Monitoring - Manatee	10100	AA05	NR	3008	79,104
1.00	30764	Miller PS - Vegetation Monitoring	2	AA05	NR	3008	79,688
1.00	15495	RECOVER Northern Estuary Monitorg	10100	SU01	NR	3008	86,252
			2	P210	100686	NR	
			10100				
			2				
			10100				
			2				
			10100				
			2				
			10100				
			2				
			10100				
			0				
12.00	Total	530100 - Cont Serv - External Provider					\$752,231
1.00	15525	Loxahatchee Sci Plan Impl Repair/Maint	202000	JB10	101210	NR	<del>2,500</del>
1.00	Total	530600 - Cont Serv - Maintenance and Repairs					\$2,500
1.00	15493	RECOVER Northern Estuary Map'g/Monitor'g	101000	P210	100686	NR	236,210
1.00	Total	545010 - Oper Expense - Interagency State of FL					\$236,210
	1.00					(	1
	1.00					(	0
	1.00					:	0

0

1.00	31953 BBCW - L-31E Culverts (Contract #1)	101000	SU01	NR	3007	13,000
1.00	31954 BBCW Cutler - Baseline Monitoring	101000	P128	100561	NR	24,000
	31952 BBCW L31E #3 - Periphyton & Veg Monitor	101000	SU01	NR	3007	13,400
	31951 BBCW L31E #4 - Periphyton & Veg Monitor	101000	SU01	NR	NR	45,000
	<del>31956 BBCW L31E #5A - Periphyton &amp; Veg Mon</del>	<del>101000</del>	<del>P128</del>	<del>100561</del>	<del>NR</del>	<del>2,400</del>
	31955 BBCW L31E #5B - Periphyton & Veg Mon	101000	P128	100561	NR	2,400
	31957 BBCW L31E #5C - Baseline Monitoring	101000	P128	100561	NR	16,000
	31950 BBCW L31E #5C - Periphyton & Veg Mon	101000	P128	100561	NR	2,400
	32001 FDEP - EPA NEEPP Monitoring Grants	214002	JA10	101212	NR	<del>900,000</del>

---

---

---

4411161000 COASTAL ECOSYSTEMS SECTION

Qty	Item	Name	Fund	FuncArea	FPrgr	Grant	Amount
9.00	Total	545040 - Oper Expense - Interagency Public Univ					\$1,018,600
	Total	Contracts					\$2,009,541
1.00	31970	BBCW L31E #5A - Field Equipment	10100	P128	100561	NR	4,000
1.00	31969	BBCW L31E #5B - Field Equipment	0	P128	100561	NR	4,000
1.00	31968	BBCW L31E #5C - Field Equipment	10100	P128	100561	NR	4,000
1.00	15526	WQ Instrumentation	0	J150	101212	NR	3,500
			10100				
			0				
			10100				
			0				
4.00	Total	541400 - Oper Expense - Tools/Equipment/PPE					\$15,500
1.00	31554	BBCW Cutler - Parts & Supplies	101000	P128	100561	NR	750
1.00	31553	BBCW Deering - Parts & Supplies	101000	SU01	NR	3007	1,500
1.00	31548	BBCW L31E #4 - Field Parts & Supplies	101000	SU01	NR	NR	1,000
1.00	31549	BBCW L31E #4 - Parts & Supplies	101000	SU01	NR	NR	1,500
1.00	31560	BBCW L31E #5A - Fleet Repair	101000	P128	100561	NR	333
1.00	31561	BBCW L31E #5A - Parts and Supplies	101000	P128	100561	NR	333
1.00	31558	BBCW L31E #5B - Fleet Repair	101000	P128	100561	NR	333
1.00	31559	BBCW L31E #5B - Parts and Supplies	101000	P128	100561	NR	333
1.00	31557	BBCW L31E #5C - Fleet Repair	101000	P128	100561	NR	334
1.00	31537	BBCW L31E #5C - Parts and Supplies	101000	P128	100561	NR	334
1.00	13717	Parts Supplies & Exp	101000	JZ00	NR	NR	11,925
1.00	15491	Recover - Parts and Supplies	101000	P210	100686	NR	3,500
12.00	Total	541500 - Oper Expense - Parts and Supplies					\$22,175
1.00	17144	Estuary Phytoplankton Study	202003	JA10	101212	NR	5,000
1.00	Total	541506 - Oper Expense - Parts,Supp - Laboratory					\$5,000

1.00

15737 Office Supplies

101000 JZ00

NR

NR

451

Total Operating Expenses

---

---

---

---

---

---

---

4411161000 COASTAL ECOSYSTEMS SECTION

Qty	Item	Name	Fund	FuncArea	FPrgr	Grant	Amount
1.00		Total 541510 - Oper Expense - Parts,Supp - Office					\$451
1.00	25987	Publishing/Printing	101000	JZ00	NR	NR	2,265
1.00		Total 543660 - Oper Expense - Printing Services (non-outreach)					\$2,265
		Total Operating Expenses					\$45,391
		Total COASTAL ECOSYSTEMS SECTION					\$3,856,945

4412162000 WQ TREATMENT TECHNOLOGIES SECTION

Qty	Item	Name	Fund	FuncArea	FPrgr	Grant	Amount
16.00	Total	510100 - Salaries and Wages - Regular					\$1,252,748
16.00	Total	520900 - Fringe Benefits - FICA Taxes Employer Share					<u>\$95,836</u>
16.00	Total	521010 - Fringe Benefits - FRS Retirement Contrib					<del>\$164,836</del>
16.00	Total	521110 - Fringe Benefits - Medical Insurance					\$266,942
16.00	Total	521120 - Fringe Benefits - Dental Insurance					<u>\$19,520</u>
16.00	Total	521130 - Fringe Benefits - Vision Insurance					\$2,200
16.00	Total	521140 - Fringe Benefits - Accidental Death Dismemberment					\$255
16.00	Total	521150 - Fringe Benefits - Long-Term Disability					<u>\$3,200</u>
16.00	Total	521160 - Fringe Benefits - Life Insurance					\$4,090
	Total	Personal Services					\$1,809,627

4412162000 WQ TREATMENT TECHNOLOGIES SECTION

Qty	Item	Name	Fund	FuncArea	FPrgr	Grant	Amount
1.00	30741	C-44 STA - Scientific Support WQTT	10100	P107	100548	NR	69,269
1.00	14171	Cont Serv - External Provider	0	BE05	101216	NR	26,500
1.00	30751	Lakeside Ranch N - Scientific Support	21700	IP14	101302	NR	30,000
1.00	27104	RS SP Consolidating Accrued Marl in STAs	0	B199	100939	NR	<u>174,932</u>
1.00	27100	RS SP Data Integration & Analysis	10100	B199	101027	NR	600,000
1.00	27103	RS SP Ecotope P Remval Perf in STAs	0	B199	100940	NR	177,900
1.00	27097	RS SP Faunal Abundance	21700	B199	100870	NR	109,840
1.00	27096	RS SP L-8 FEB STA Operational Guidance	0	B199	101129	NR	146,821
1.00	27098	RS SP Lab QA&QC Support	0	B199	101125	NR	<u>432,000</u>
1.00	30701	RS SP New Initiatives	21700	B199	NR	NR	1,918,192
1.00	27101	RS SP P-Dynamics Study in STAs	0	B199	101130	NR	<del>641,834</del>
1.00	27099	RS SP Periphyton	21700	B199	101128	NR	200,000
1.00	27102	RS SP Quantfy PhospLability w Biomrkers	0	B199	101127	NR	<del>20,000</del>
1.00	27105	RS SP Sustainable Lndscpe & Trtmnt	0	B199	101328	NR	337,744
1.00	27107	RS SP Vert Advection	21700	B199	101319	NR	250,000
			0				
			21700				
			0				
			21700				
			0				
			21700				
			0				
			21700				
			0				
			21700				
			0				
			21700				
			0				
15.00	Total	530100 - Cont Serv - External Provider					\$5,135,032
1.00	14164	Vehicle Maintenance and Repair	217000	BE05	101216	NR	4,000
1.00	Total	530608 - Cont Serv - Maint & Repairs - Vehicles					\$4,000
1.00	14170	Applied Science STA Maintenance	217000	BE05	101216	NR	500



1.00	Total		
	Total		
		530610 - Cont Serv - Maint and Repairs Environmental	\$500
		Contracts	\$5,139,532

---



---



---



---



---



---



---



---



---



---



---

4412162000 WQ TREATMENT TECHNOLOGIES SECTION

Qty	Item	Name	Fund	FuncArea	FPrg	Grant	Amount
1.00	16274	District Uniforms	21700 0	BE05	101216	NR	823
1.00	Total	541301 - Oper Expense - District Uniforms					\$823
1.00	12474	Supplies	202000	IP14	101216	NR	835
1.00	14016	Tools & Equipment	217000	BE05	101216	NR	4,000
2.00	Total	541400 - Oper Expense - Tools/Equipment/PPE					\$4,835
1.00	31686	C-44 STA - Scientific Support (Lab) Supp	101000	P107	100548	NR	3,000
1.00	14167	Field & Laboratory Supplies	217000	BE05	101216	NR	3,000
1.00	31689	Lakeside Ranch N - Scientific Lab Supply	101000	IP14	101302	NR	750
1.00	31672	Ten Mile Creek - Science Supp (Lab) Supp	202000	IP14	NR	NR	500
4.00	Total	541506 - Oper Expense - Parts,Supp - Laboratory					\$7,250
1.00	15727	Office Supplies	202000	IZ00	NR	NR	747
1.00	Total	541510 - Oper Expense - Parts,Supp - Office					\$747
1.00	12620	Shipping Costs	217000	BE05	101216	NR	80
1.00	Total	543800 - Oper Expense - Freight					\$80
	Total	Operating Expenses					\$13,735
	Total	WQ TREATMENT TECHNOLOGIES SECTION					\$6,962,894

4413163000 EVERGLADES SYSTEMS ASSESSMENT SECTION

Qty	Item	Name	Fund	FuncArea	FPrgr	Grant	Amount
18.00	Total	510100 - Salaries and Wages - Regular					\$1,374,318
18.00	Total	520900 - Fringe Benefits - FICA Taxes Employer Share					\$105,134
18.00	Total	521010 - Fringe Benefits - FRS Retirement Contrib					\$170,789
18.00	Total	521110 - Fringe Benefits - Medical Insurance					\$299,711
18.00	Total	521120 - Fringe Benefits - Dental Insurance					\$21,960
18.00	Total	521130 - Fringe Benefits - Vision Insurance					\$2,466
18.00	Total	521140 - Fringe Benefits - Accidental Death Dismemberment					\$284
18.00	Total	521150 - Fringe Benefits - Long-Term Disability					\$3,600
18.00	Total	521160 - Fringe Benefits - Life Insurance					\$4,591
	Total	Personal Services					\$1,982,853

4413163000 EVERGLADES SYSTEMS ASSESSMENT SECTION

Qty	Item	Name	Fund	FuncArea	FPrG	Grant	Amount
1.00	15061	Active Marsh Improvement	21700	BJ02	100954	NR	48,000
1.00	30732	C-111 Spreader - Annual Bird Surveys	0	SU01	NR	3006	42,500
1.00	15511	FL Bay Maintenance	10100	JE10	100281	NR	3,000
1.00	30746	GEMM - GW Network Assessment	0	BJ01	NR	NR	100,000
1.00	30743	GEMM - H&H Fl Bay Model Development	10100	BJ01	NR	NR	<del>50,000</del>
1.00	30744	GEMM - H&H Modeling & Tool Refinement	3	BJ01	NR	NR	50,000
1.00	30742	GEMM - Project Mgmt & Planning	0	BJ01	NR	NR	35,000
1.00	30745	GEMM - Upgrade Existing GW wells	21700	BJ01	NR	NR	20,000
1.00	15899	Lygodium tree island surveys - WCA-3	0	BJ01	100960	NR	50,000
1.00	15150	Vegetation Responses	21700	BJ03	NR	NR	4,500
1.00	17150	WCA	0	BJ02	100954	NR	350,000
			21700				
			0				
			21700				
			0				
			21700				
			0				
			21103				
			5				
11.00	Total	530100 - Cont Serv - External Provider					\$753,000
1.00	15505	LILA Imagery	101000	P203	100803	NR	6,000
1.00	Total	530103 - Cont Serv - Photographic Services					\$6,000
1.00	13737	Marsh Ecology - Ecological Responses	217000	BJ02	100954	NR	16,000
1.00	Total	530108 - Cont Serv - Lab Services					\$16,000
1.00	15503	CEPP Adaptive Management	101000	P151	101008	NR	50,000

1.00 Total

530122 - Cont Serv - Science and Tech. Support Services \$50,000

1.00 15513 LILA Vegetation Management 101000 P203 100803 NR 7,500

---

1.00 Total 530300 - Cont Serv - Aquatic Spraying \$7,500

---

---

---

---

---

---

---

4413163000 EVERGLADES SYSTEMS ASSESSMENT SECTION

Qty	Item	Name	Fund	FuncArea	FPrgr	Grant	Amount
1.00	15500	FL Bay - Equipment Maintenance	10100	JE10	100281	NR	6,000
1.00	15514	LILA Maintenance	0	P203	100803	NR	25,000
1.00	14238	Marsh Ecology - Equipment Repair & Maint	10100	BJ02	100954	NR	8,329
			0				
			21700				
			0				
3.00	Total	530600 - Cont Serv - Maintenance and Repairs					\$39,329
1.00	13408	Marsh Ecology - Airboat Maint & Repair	217000	BJ02	100954	NR	5,000
1.00	Total	530608 - Cont Serv - Maint & Repairs - Vehicles					\$5,000
1.00	31182	C-111 Spreader - Downstream Impacts	101000	P210	100686	NR	75,000
1.00	Total	530900 - Cont Serv - Professional					\$75,000
1.00	15523	FHAP Part 1-Part 2 in dedicated one-time	101000	P210	100686	NR	160,192
1.00	20987	Florida Bay SAV Monitoring (FHAP Part 2)	228000	JE10	100281	NR	220,000
1.00	31941	GEMM - Database Integration	217000	BJ01	NR	NR	50,000
3.00	Total	545010 - Oper Expense - Interagency State of FL					\$430,192
1.00	15490	ENP Coop Agreement	101000	JE10	100281	NR	15,000
1.00	31949	GEMM - Direct Flow Monitoring	217000	BJ01	NR	NR	100,000
1.00	15516	LILA COOP with LNWR	101000	P203	100803	NR	13,000
1.00	15510	Sediment Dynamics Floc Platform	101000	JE10	100281	NR	8,000
4.00	Total	545020 - Oper Expense - Interagency Federal Matching					\$136,000



4413163000 EVERGLADES SYSTEMS ASSESSMENT SECTION

Qty	Item	Name	Fund	FuncArea	FPrgr	Grant	Amount
1.00	15520	CEPP Biogeochemical	10100	P151	101008	NR	112,789
1.00	15501	CEPP Eco Response to Flow/Load	3	P151	101008	NR	45,710
1.00	16132	CEPP Eco Response to Flow/Load	10100	P151	101008	NR	116,790
1.00	15521	Faunal Responses to Hydrology LILA - FAU	3	P203	100803	NR	70,000
1.00	31960	GEMM - Ecological Monitoring	10100	BJ01	NR	NR	<del>90,000</del>
1.00	15836	LILA Herp - UM	0	P203	100803	NR	65,000
1.00	16209	LILA Micro Biology - UM	0	P203	100803	NR	65,000
1.00	15628	LILA Tree Islands and Hydrology	21700	P203	100803	NR	50,000
1.00	15499	Lake Eco Hydrology including Flows	0	JE10	100281	NR	90,000
1.00	15887	Lakes Trophic Dynamics	22000	JE10	100281	NR	98,847
1.00	25716	SAV Assessments	0	JE10	100281	NR	40,000
1.00	15506	Tree Island Plant Community WCA-3a Monit	22000	P210	100686	NR	<del>87,350</del>
			0				
			10100				
			0				
			10100				
			0				
			10100				
			0				
			10100				
			0				
			10100				
			0				
14.00	Total	545040 - Oper Expense - Interagency Public Univ					\$1,109,686
	Total	Contracts					\$2,627,707
1.00	15507	LILA - Pump Fuel	101000	P203	100803	NR	1,500
1.00	Total	540030 - Oper Expense - Inventory Other Fuels					\$1,500
1.00	13317	Books & Reference Materials	217000	BJ03	NR	NR	180
1.00	Total	541100 - Oper Expense - Books/Subscriptions					\$180



1.00							
	13305	Uniforms/Safety Shoes	217000	BJ03	NR	NR	380
1.00	Total	541301 - Oper Expense - District Uniforms					\$380
1.00	15509	LILA Tools & Equipment	101000	P203	100803	NR	6,000
1.00	15452	Tree Island Tools & Equipment	217000	BJ01	100960	NR	9,000

4413163000 EVERGLADES SYSTEMS ASSESSMENT SECTION

Qty	Item	Name	Fund	FuncArea	FPrgr	Grant	Amount
2.00	Total	541400 - Oper Expense - Tools/Equipment/PPE					\$15,000
1.00	31565	C-111 Spreader - Field Supplies	101000	SU01	NR	3006	1,000
1.00	15508	CEPP Supplies	101000	P151	101008	NR	15,051
1.00	15502	FL Bay - Field & Lab Supplies	101000	JE10	100281	NR	7,033
1.00	31568	GEMM - Supplies	217000	BJ01	NR	NR	25,000
1.00	13321	Marsh Ecology - Field Supplies	217000	BJ02	100954	NR	6,500
1.00	14248	Marsh Ecology - Wildlife Supplies	217000	BJ02	100954	NR	4,000
1.00	15498	Nitrogen Assessment	101003	JE10	100281	NR	5,000
1.00	13760	Parts & Supplies	217000	BJ03	NR	NR	8,344
1.00	15515	Sediment Dynamics - Parts/Supplies	101000	JE10	100281	NR	10,000
9.00	Total	541500 - Oper Expense - Parts and Supplies					\$81,928
1.00	31679	C-111 Spreader - Taylor Slough Monitor	101000	SU01	NR	3006	11,800
1.00	31678	C-111 Spreader - Taylor Slough Supplies	101000	SU01	NR	3006	12,500
1.00	12792	Marsh Ecology - Lab Supplies	217000	BJ02	100954	NR	8,000
1.00	20013	Parts and Supplies Laboratory	101003	P151	101008	NR	15,000
1.00	15494	Sediment Dynamics - Lab Supplies	101000	JE10	100281	NR	50,000
1.00	24227	Southern Everglades - Lab Supplies	101000	JE10	100281	NR	3,153
6.00	Total	541506 - Oper Expense - Parts,Supp - Laboratory					\$100,453
1.00	15735	Office Supplies	217000	BJ03	NR	NR	1,052
1.00	Total	541510 - Oper Expense - Parts,Supp - Office					\$1,052
1.00	31810	C-111 Spreader - Business Travel	101000	SU01	NR	3006	1,000
1.00	31811	GEMM - Business Travel	217000	BJ01	NR	NR	5,000
2.00	Total	542100 - Oper Expense - District Travel					\$6,000

4413163000 EVERGLADES SYSTEMS ASSESSMENT SECTION

Qty	Item	Name	Fund	FuncArea	FPrgr	Grant	Amount
1.00	15512	LILA FPL Pump Utilities Electric	10100 0	P203	100803	NR	8,800
1.00		Total 543701 - Oper Expense - Electrical Service					\$8,800
1.00	13762	Shipping	217000	BJ03	NR	NR	900
1.00		Total 543800 - Oper Expense - Freight					\$900
		Total Operating Expenses					\$216,193
1.00	15517	CEPP Biogeochemistry Equipment	401000	P151	101008	NR	10,000
1.00		Total 589720 - Capital Outlay - Proj Systems Equip Purchases					\$10,000
		Total Capital - Operating					\$10,000
		Total EVERGLADES SYSTEMS ASSESSMENT SECTION					<del>\$4,836,753</del>

4415165000 LAKE & RIVER ECOSYSTEMS SECTION

Qty	Item	Name	Fund	FuncArea	FPrgr	Grant	Amount
19.00	Total	510100 - Salaries and Wages - Regular					\$1,435,110
19.00	Total	520900 - Fringe Benefits - FICA Taxes Employer Share					\$109,788
19.00	Total	521010 - Fringe Benefits - FRS Retirement Contrib					\$183,876
19.00	Total	521110 - Fringe Benefits - Medical Insurance					\$316,085
19.00	Total	521120 - Fringe Benefits - Dental Insurance					\$23,180
19.00	Total	521130 - Fringe Benefits - Vision Insurance					\$2,601
19.00	Total	521140 - Fringe Benefits - Accidental Death Dismemberment					\$291
19.00	Total	521150 - Fringe Benefits - Long-Term Disability					\$3,800
19.00	Total	521160 - Fringe Benefits - Life Insurance					\$4,885
	Total	Personal Services					\$2,079,616

4415165000 LAKE & RIVER ECOSYSTEMS SECTION

Qty	Item	Name	Fund	FuncArea	FPrgr	Grant	Amount
1.00	30754	KRREP - KR & HW Map Imagery	20200	FA12	100651	NR	83,750
1.00	30753	KRREP - Satellite imagery	0	FA12	100651	NR	15,000
1.00	30752	KRREP - Veg Mgt KR Phase I Floodplain	20200	FA12	100651	NR	315,000
1.00	15489	KRREP WB & WF Food Avail Study	0	FA12	100651	NR	5,000
1.00	15155	Taxonomic Support Services	20200	IP01	101214	NR	79,410
1.00	32008	USACE Grant for BGA Research	0	IP01	NR	NR	650,000
			20200				0
			20200				0
			21400				2
6.00	Total	530100 - Cont Serv - External Provider					\$1,148,160
1.00	30991	KRREP - Supplemental DO Netwk Maint	402000	FA12	100651	NR	9,000
1.00	12468	Lake Okeechobee Misc Lab Equipment Maint	202000	IP01	101214	NR	3,600
1.00	15486	YSI Sonde Repairs & Maintenance	202000	FA12	100651	NR	6,000
3.00	Total	530600 - Cont Serv - Maintenance and Repairs					\$18,600
1.00	12750	KRREP Vehicle, Boat, Trailer Repairs & M	202000	FZ00	NR	NR	2,500
1.00	15066	Lake Okeechobee Vehicle,Boat,Trailer Re	202000	IP01	101214	NR	2,500
2.00	Total	530608 - Cont Serv - Maint & Repairs - Vehicles					\$5,000
1.00	31961	KRREP - STOP Model Review	402000	FA12	100651	NR	20,000
1.00	15487	KRREP Riverwoods Field Lab	202000	FA12	100651	NR	306,048
1.00	32048	Snail Kite Monitoring	101000	BB80	NR	NR	75,000
3.00	Total	545040 - Oper Expense - Interagency Public Univ					\$401,048
	Total	Contracts					

\$1,572,808

---

---

---

---

---

---

---

---

---

4415165000 LAKE & RIVER ECOSYSTEMS SECTION

Qty	Item	Name	Fund	FuncArea	FPrgr	Grant	Amount
1.00	12472	Oils/Lubricants	20200	FZ00	NR	NR	200
			0				
1.00		Total 540040 - Oper Expense - Inventory Oils/Lubricants/Solvents					\$200
1.00	12363	Books & Reference Materials	202000	FZ00	NR	NR	405
1.00	24679	Lake O InReach Sat Tracking Emerg SW sub	202000	IP01	101214	NR	500
2.00		Total 541100 - Oper Expense - Books/Subscriptions					\$905
1.00	15070	Lake Okeechobee Small Tools	202000	IP01	101214	NR	300
1.00	15485	Small Tools & Equipment	202000	FA12	100651	NR	2,000
2.00		Total 541400 - Oper Expense - Tools/Equipment/PPE					\$2,300
1.00	31573	KRREP - DO YSI ProSwap	402000	FA12	100651	NR	<del>2,420</del>
1.00	31572	KRREP - Supplemental OE Supplies	402000	FA12	100651	NR	3,000
1.00	12470	Lake Okeechobee Equip & Supplies Biomo	202000	IP01	101214	NR	<del>8,000</del>
1.00	15068	Lake Okeechobee General Field Supplies	202000	IP01	101214	NR	2,000
1.00	15484	Parts/Supplies-Other	202000	FA12	100651	NR	3,350
1.00	14303	Small Tools & Equipment	202000	FB01		NR	350
6.00		Total 541500 - Oper Expense - Parts and Supplies					\$19,120
1.00	15067	Lake Okeechobee General Lab Supplies	202000	IP01	101213	NR	15,000
1.00		Total 541506 - Oper Expense - Parts,Supp - Laboratory					\$15,000
1.00	15722	Office Supplies	202000	FZ00	NR	NR	947

Total Operating Expenses

---



---



---



---



---



---



---



---



---



---



---



---



4415165000 LAKE & RIVER ECOSYSTEMS SECTION

Qty	Item	Name	Fund	FuncArea	FPrgr	Grant	Amount
1.00		Total 541510 - Oper Expense - Parts,Supp - Office					\$947
1.00	31812	KRREP - Supplemental Field Travel	402000	FA12	100651	NR	8,000
1.00		Total 542100 - Oper Expense - District Travel					\$8,000
1.00	12966	Riverwoods Field Facility Electric	202000	FZ00		NR	12,100
1.00		Total 543701 - Oper Expense - Electrical Service					\$12,100
1.00	15065	Lake Okeechobee Freight	202000	IP01	101214	NR	250
1.00		Total 543800 - Oper Expense - Freight					\$250
		Total Operating Expenses					\$58,822
		Total LAKE & RIVER ECOSYSTEMS SECTION					\$3,711,246

4510166000 WATER QUALITY BUREAU

Qty	Item	Name	Fund	FuncArea	FPrgr	Grant	Amount
1.00	Total	510100 - Salaries and Wages - Regular					\$122,200
1.00	Total	520900 - Fringe Benefits - FICA Taxes Employer Share					\$9,348
1.00	Total	521010 - Fringe Benefits - FRS Retirement Contrib					\$14,554
1.00	Total	521110 - Fringe Benefits - Medical Insurance					\$21,150
1.00	Total	521120 - Fringe Benefits - Dental Insurance					\$1,220
1.00	Total	521130 - Fringe Benefits - Vision Insurance					\$138
1.00	Total	521140 - Fringe Benefits - Accidental Death Dismemberment					\$17
1.00	Total	521150 - Fringe Benefits - Long-Term Disability					\$200
1.00	Total	521160 - Fringe Benefits - Life Insurance					\$258
	Total	Personal Services					\$169,085
1.00	13673	Books & Reference Materials	101000	SZ00	NR	NR	135
1.00	Total	541100 - Oper Expense - Books/Subscriptions					\$135
1.00	15760	Office Supplies	101000	SZ00	NR	NR	180
1.00	Total	541510 - Oper Expense - Parts,Supp - Office					\$180
1.00	11982	Licenses & Certifications	101000	SZ00	NR	NR	112
1.00	Total	-					

4510166000 WATER QUALITY BUREAU

Qty	Item	Name	Fund	FuncArea	FPrgr	Grant	Amount
	Total	542400 - Oper Expense - Professional Licenses					\$112
	Total	Operating Expenses					\$427
	Total	WATER QUALITY BUREAU					\$169,512

---

---

---

---

4511167100 ANALYTICAL SERVICES SECTION

Qty	Item	Name	Fund	FuncArea	FPrgr	Grant	Amount
34.00	Total	510100 - Salaries and Wages - Regular					\$2,117,421
34.00	Total	520900 - Fringe Benefits - FICA Taxes Employer Share					\$161,982
34.00	Total	521010 - Fringe Benefits - FRS Retirement Contrib					\$252,186
34.00	Total	521110 - Fringe Benefits - Medical Insurance					\$561,870
34.00	Total	521120 - Fringe Benefits - Dental Insurance					\$41,480
34.00	Total	521130 - Fringe Benefits - Vision Insurance					\$4,658
34.00	Total	521140 - Fringe Benefits - Accidental Death Dismemberment					\$511
34.00	Total	521150 - Fringe Benefits - Long-Term Disability					\$6,800
34.00	Total	521160 - Fringe Benefits - Life Insurance					\$8,441
	Total	Personal Services					\$3,155,349

4511167100 ANALYTICAL SERVICES SECTION

Qty	Item	Name	Fund	FuncArea	FPrgr	Grant	Amount
1.00	30736	C-44 Reservoir - ASD (Lab) Contracts	20200	P107	100548	NR	4,000
1.00	30735	C-44 Reservoir - ASD (Private Lab)	0	P107	100548	NR	4,000
1.00	30738	C-44 STA - ASD (Lab) Analysis Contract	20200	P107	100548	NR	35,000
1.00	30739	C-44 STA - ASD (Private Lab) Contracts	0	P107	100548	NR	9,500
1.00	30740	C-44 STA - Mercury Lab Analysis	20200	P107	100548	NR	8,000
1.00	21094	C-51W Upstream Monitoring Lab Contracts	0	BD08	101232	NR	9,100
1.00	30759	Faka Union PS - Lab Analysis Contract	20200	SU01	NR	3008	1,500
1.00	30766	Merritt PS - Lab Analysis Contract	0	SU01	NR	3008	1,500
1.00	30729	RS L-8 Reservoir - Lab Analysis Contract	20500	BB80	NR	NR	250
1.00	30724	RS STA1 W2 - ASD (Private Lab) Contracts	0	BB80	NR	NR	15,000
1.00	16065	STA Comp Lab Anlysn- Org & Hg Fish/Water	10100	BB80	NR	NR	12,000
1.00	30728	Ten Mile Creek - Lab and Validation Sup	2	SB32	NR	NR	3,250
			10100				
			2				
			21700				
			0				
			21700				
			0				
			21700				
			0				
			20200				
			0				
12.00	Total	530100 - Cont Serv - External Provider					\$103,100
1.00	21092	C-51W Upstream Monitoring Lab CS	205000	BD08	101232	NR	60,000
1.00	21097	Lake O Monitoring Lab Contract Services	205000	IP01	101233	NR	75,000
1.00	21057	N Everglades Exp Upstream Monit Cont Srv	205000	IR03	101234	NR	114,566
1.00	21068	N Everglades Exp Upstream Monit Cont Srv	205000	J159	101235	NR	40,000
1.00	21072	N Everglades Exp Upstream Monit Cont Srv	205000	JA59	101236	NR	40,000
1.00	30799	RS STA 1W1 - Lab Support	217000	BB80	NR	NR	15,500
1.00	30798	RS STA1 W2 - Lab Support	217000	BB80	NR	NR	19,979
7.00	Total	530122 - Cont Serv - Science and Tech. Support Services					\$365,045
1.00					(		0
1.00					(		0

00

12447 Autoclave Maintenance	101000	SB31	NR	NR	4,320
12320 DI/RO Water System Maintenance	101000	SB31	NR	NR	7,830
27244 Laboratory Maintenance & Repairs	101000	SB31	NR	NR	37,500
12323 Maint & Repair of Misc Lab Equipment	101000	SB31	NR	NR	23,400
<hr/> 12324 Spectrometers Maintenance	<hr/> 101000	<hr/> SB31	<hr/> NR	<hr/> NR	<hr/> 19,800
15071 Universal Lab Equipment Maint Contract	101000	SB31	NR	NR	23,500

6.00          Total    530600    -    Cont Serv - Maintenance and Repairs          \$116,350

\_\_\_\_\_

\_\_\_\_\_

4511167100 ANALYTICAL SERVICES SECTION

Qty	Item	Name	Fund	FuncArea	FPrgr	Grant	Amount	
1.00	12739	Hazardous Waste Disposal	10100	SB31	NR	NR	700	
			0					
1.00	Total	531103 - Cont Serv - Waste Disposal Services					\$700	
1.00	12577	EVPA Lab Anlysis-Organics-Sediment	101000	SB32	NR	NR	8,915	
1.00	31944	Faka Union PS - Lab Analysis Contract	101002	SU01	NR	3008	1,500	
1.00	21095	Lake O Monitoring Lab State Contracts	205000	IP01	101233	NR	150,000	
1.00	31948	Merritt PS - Lab Analysis Contract	101002	SU01	NR	3008	1,500	
1.00	31946	Miller PS - Lab Analysis Contract	101002	SU01	NR	3008	1,500	
1.00	31936	RS STA1 W2 - ASD (FDEP Lab) Contract	217000	BB80	NR	NR	20,000	
1.00	12449	Regional Comp Lab Anlysis Hg - Water	101000	SB32	NR	NR	5,000	
1.00	12575	Regional Mon Lab Anlys-Organics-Sediment	101000	SB32	NR	NR	43,000	
1.00	12573	Regional Mon Lab Anlys-Organics-Water	101000	SB32	NR	NR	100,000	
1.00	14249	STA Comp Lab Anlys - Org & Hg Fish/Water	217000	BB80	NR	NR	3,000	
10.00	Total	545010 - Oper Expense - Interagency State of FL					<del>\$334,415</del>	
	Total	Contracts					\$919,610	
1.00	12326	Lab Coats	101000	SB31	NR	NR	1,730	
1.00	Total	541301 - Oper Expense - District Uniforms					\$1,730	
1.00	21096	C-51W Upstream Monitoring WQMS Field Sup	205000	BD08	101232	NR	5,000	
1.00	Total	541500 - Oper Expense - Parts and Supplies					\$5,000	
1.00	1.00							
1.00			31675	A	I	e	(	p
1.00					z	s	L	p
1.00					t	t	a	l
1.00					l	-	b	i
1.00					l	A	)	e
1.00					a	S	S	s
					I	D	u	

31677						
BBCW L31E						
#4 - Lab	202000	SB32	N	NR		3,00
Analysis	101000	SU01	R	NR		0
Supplies	101000	SU01	N	3006		2,00
31681 C-111	101000	SU01	R			0
Spreader	202000	P107	N	NR		1,50
Lab			R			0
P/S				1005		1,06
West				48		0
Feat.						
31683 C-44						
Reservoir -						
ASD						
(Lab)						
Supplies						



4511167100 ANALYTICAL SERVICES SECTION

Qty	Item	Name	Fund	202000	FICA	Grant	NR
				202000	rea		NR
1.00	31685	C-44 STA - ASD (Lab) Supplies	20200	101002		1005	NR
1.00	21090	C-51W Upstream Monitoring Lab Supplies	0	101002	P107	48	NR
1.00	31698	Faka Union PS - Lab Analysis Supplies	20500	101002	BD08	1012	NR
1.00	14210	Gasses for Lab Instrumentation	0	101002	SU01	32	NR
1.00	15072	Lab P/S Biscayne Bay	10100	205000	SB31	N	101235
1.00	14187	Lab P/S Caloosahatchee River Flowway	2	205000	JD10	R	101236
1.00	14182	Lab P/S FL Bay	10100	205000	JD10	N	101234
1.00	12317	Lab P/S In Lake Assessment	0	202000	JI50	R	NR
1.00	14265	Lab P/S Nubbin Slough STA	10100	217000	JE10	N	NR
1.00	12330	Lab P/S Operations	0	217000	IP01	R	NR
1.00	13682	Lab P/S Regional Compliance	10100	217000	IP14	N	NR
1.00	14217	Lab P/S Regional Monitoring	0	217000	SB31	R	NR
1.00	15156	Lab P/S SLT WQM	10100	217000	SB32	N	NR
1.00	12318	Lab P/S STA Compliance	0	202000	SB34	R	NR
1.00	12319	Lab P/S STA Optimization	20200		JA59	N	
1.00	13701	Lab P/S Taylor Creek STA	0		BB80	R	
1.00	14296	Lab P/S WOD (LOWA)	10100		BE01	N	
1.00	27247	Laboratory Parts & Supplies	0		IP14	R	
1.00	27245	Laboratory Parts & Supplies	10100		IR03	N	
1.00	27246	Laboratory Parts & Supplies	0		BB80	R	
1.00	31690	Lake Hicpochee - Lab Supplies ASD	10100		SB31	N	
1.00	21103	Lake O In-Lake Monitoring Lab Supplies	0		BE01	R	
1.00	31688	Lakeside Ranch N - Lab Supplies	10100		SB32	N	
1.00	31692	Lakeside Ranch S - Lab Analysis Supplies	0		IP01	R	
1.00	31696	Manatee Mitigation - Lab Supplies	21700		IP14	N	
1.00	31702	Merritt PS - Lab Analysis Supplies	0		IP14	R	
1.00	31700	Miller PS - Lab Analysis Supplies	21700		SU01	N	
1.00	21066	N Everglades Exp Upstream Monit Lab Sup	0		SU01	R	
1.00	21076	N Everglades Exp Upstream Monit Lab Sup	20200		SU01	N	
1.00	21056	N Everglades Exp Upstream Monit Lab Sup	0		JI59	R	
1.00	31693	NEEPP Sec C - ASD Lab Supplies	21700		JA59	N	
1.00	31704	RS A1 FEB - ASD (Lab) Other	0		IR03	R	
1.00	31673	RS STA 1W1 - ASD (Lab) Other	10100		SB14	N	
1.00	31670	RS STA1 W2 - ASD (Lab) Supplies	0		BB80	R	
1.00	12475	SC - Lab P/S BMPs	21700		BB80	N	
1.00	31671	Ten Mile Creek - Lab Supplies ASD	0		BB80	R	
			10100		BD08	N	
			0		SB32	R	
			20500			1012	
			0			33	

	Am oun t	040
		73,232
NR		25,463
NR		32,000
3008	7	35,890
NR	, 0	74,864
NR	0	5,015
NR	0	9,000
NR	1	10,900
NR	0	15,000
NR	, 0	22,500
NR	0	7,500
NR	2	50,000
NR	, 5	1,040
NR	0	2,000
NR	0	1,000
NR	1	2,500
NR	0	1,250
NR	, 0	4,437
NR	0	4,160
NR	0	18,138
NR	3	1,000
NR	, 9	6,875
NR	0	2,987
NR	0	3,000
NR	3	4,680
3008	, 6	7,600
3008	0	
3008	0	
NR	1	
NR	5	
NR	, 2	
NR	5	
NR	0	
NR	1	
NR	3	
NR	, 0	
NR	0	
NR	0	
	1	
	3	
	, 0	
	0	
	0	
	5	
	,	

Total Operating Expenses

---

---

---

---

4511167100 ANALYTICAL SERVICES SECTION

Qty	Item	Name	Fund	FuncArea	FPrgr	Grant	Amount
40.00	Total	541506 - Oper Expense - Parts,Supp - Laboratory					\$512,881
1.00	15709	Office Supplies	10100 0	SB31	NR	NR	1,579
1.00	Total	541510 - Oper Expense - Parts,Supp - Office					\$1,579
1.00	14212	Fees for Lab Perfrmnc Evaluation Studies	10100 0	SB31	NR	NR	10,890
1.00	Total	543300 - Oper Expense - Other Fees					\$10,890
1.00	94	Lab Permits & Certifications	10100 0	SB31	NR	NR	5,000
1.00	Total	543301 - Oper Expense - Permits & Fees					\$5,000
	Total	Operating Expenses					\$537,080
1.00	15306	Replacement Lab Equipment	406000	BB80	NR	NR	88,000
1.00	15304	Replacement Lab Equipment	401000	SB31	NR	NR	90,500
2.00	Total	589300 - Capital Outlay - Equipment					\$178,500
	Total	Capital - Operating					\$178,500
	Total	ANALYTICAL SERVICES SECTION					\$4,790,539

4512168100 COMPLIANCE ASSESSMENT /REPORTING SECTION

Qty	Item	Name	Fund	FuncArea	FPrgr	Grant	Amount
19.00	Total	510100 - Salaries and Wages - Regular					\$1,625,045
19.00	Total	520900 - Fringe Benefits - FICA Taxes Employer Share					\$124,315
19.00	Total	521010 - Fringe Benefits - FRS Retirement Contrib					\$199,682
19.00	Total	521110 - Fringe Benefits - Medical Insurance					\$316,096
19.00	Total	521120 - Fringe Benefits - Dental Insurance					\$23,180
19.00	Total	521130 - Fringe Benefits - Vision Insurance					\$2,611
19.00	Total	521140 - Fringe Benefits - Accidental Death Dismemberment					\$304
19.00	Total	521150 - Fringe Benefits - Long-Term Disability					\$3,800
19.00	Total	521160 - Fringe Benefits - Life Insurance					\$4,894
	Total	Personal Services					\$2,299,927

4512168100 COMPLIANCE ASSESSMENT /REPORTING SECTION

Qty	Item	Name	Fund	FuncArea	FPrgr	Grant	Amount
1.00	30800	C-111 Spreader - Compliance Assessment	10100	SU01	NR	3006	34,882
1.00	30802	C-44 Reservoir - Compliance Assessment	0	P107	100548	NR	5,366
1.00	30804	C-44 STA - Compliance Assessment	20200	P107	100548	NR	5,367
1.00	30805	Lakeside Ranch N - Compliance Assessment	0	IP14	NR	NR	22,000
1.00	14262	QA/QC Oversight Support	20200	P207	NR	NR	25,000
1.00	30806	RS A1 FEB - Compliance Assessment	0	BB80	NR	NR	34,882
1.00	30795	RS STA 1W1 - Compliance Assessment	20200	BB80	NR	NR	34,882
1.00	30797	RS STA1 W2 - Compliance Assess Support	10100	BB80	NR	NR	15,021
			0				
			21700				
			0				
			21700				
			0				
			21700				
			0				
8.00	Total	530122 - Cont Serv - Science and Tech. Support Services					\$177,400
1.00	15078	SFER Peer Review	101000	SB54	101272	NR	26,800
1.00	Total	530900 - Cont Serv - Professional					\$26,800
	Total	Contracts					\$204,200
1.00	11954	Books & Reference Materials	101000	SB51	NR	NR	135
1.00	Total	541100 - Oper Expense - Books/Subscriptions					\$135
1.00	15714	Office Supplies	101000	SB51	NR	NR	959
1.00	Total	541510 - Oper Expense - Parts,Supp - Office					\$959

1.00						
1.00	12307 American Statistical Assn	101000	SB51	NR	NR	148
	11983 Dues & Memberships	101000	SZ00	NR	NR	220

---

2.00	Total	542310	- Oper Expense - Memberships, Dues and Fees			\$368
------	-------	--------	---	--	--	-------

---



---



---



---



---

4512168100 COMPLIANCE ASSESSMENT /REPORTING SECTION

Qty	Item	Name	Fund	FuncArea	FPrgr	Grant	Amount
1.00	14223	FL PE Renewals	101000	SB51	NR	NR	540
1.00		Total 542400 - Oper Expense - Professional Licenses					\$540
		Total Operating Expenses					\$2,002
		Total COMPLIANCE ASSESSMENT /REPORTING SECTION					\$2,506,129



4513169100 WQ MONITORING SECTION

Qty	Item	Name	Fund	FuncArea	FPrgr	Grant	Amount
2.00	Total	510100 - Salaries and Wages - Regular					\$160,368
2.00	Total	520900 - Fringe Benefits - FICA Taxes Employer Share					\$12,268
2.00	Total	521010 - Fringe Benefits - FRS Retirement Contrib					\$26,656
2.00	Total	521110 - Fringe Benefits - Medical Insurance					\$37,535
2.00	Total	521120 - Fringe Benefits - Dental Insurance					\$2,440
2.00	Total	521130 - Fringe Benefits - Vision Insurance					\$274
2.00	Total	521140 - Fringe Benefits - Accidental Death Dismemberment					\$29
2.00	Total	521150 - Fringe Benefits - Long-Term Disability					\$400
2.00	Total	521160 - Fringe Benefits - Life Insurance					\$494
	Total	Personal Services					\$240,464
1.00	15643	WQ Monitoring Field Supplies	101000	SB11	NR	NR	1,125
1.00	Total	541500 - Oper Expense - Parts and Supplies					\$1,125
1.00	12014	WQ Monitoring Office Supplies	101000	SB11	NR	NR	781
1.00	Total	541510 - Oper Expense - Parts,Supp - Office					\$781
1.00	15158	Amer Soc Qual Fl Soc Env Anal Nelac Inst	101000	SZ00	NR	NR	211
1.00	Total	-					

4513169100 WQ MONITORING SECTION

Qty	Item	Name	Fund	FuncArea	FPrgr	Grant	Amount
	Total	542310 - Oper Expense - Memberships, Dues and Fees					\$211
1.00	12314	Certified Quality Auditor	101000	SB11	NR	NR	285
1.00	Total	542400 - Oper Expense - Professional Licenses					\$285
	Total	Operating Expenses					\$2,402
	Total	WQ MONITORING SECTION					\$242,866

4513169200 FIELD OPS-SAMP/LOGISTICS UNIT

Qty	Item	Name	Fund	FuncArea	FPrgr	Grant	Amount
8.00	Total	510100 - Salaries and Wages - Regular					\$376,573
1.00	15876	WQM Uniform Stipend	101000	SB11	NR	NR	8,464
1.00	Total	520090 - Fringe Benefits - Uniform Allowance					\$8,464
8.00	Total	520900 - Fringe Benefits - FICA Taxes Employer Share					\$28,809
8.00	Total	521010 - Fringe Benefits - FRS Retirement Contrib					\$44,850
8.00	Total	521110 - Fringe Benefits - Medical Insurance					\$131,089
8.00	Total	521120 - Fringe Benefits - Dental Insurance					\$9,760
8.00	Total	521130 - Fringe Benefits - Vision Insurance					\$1,099
8.00	Total	521140 - Fringe Benefits - Accidental Death Dismemberment					\$112
8.00	Total	521150 - Fringe Benefits - Long-Term Disability					\$1,600
8.00	Total	521160 - Fringe Benefits - Life Insurance					\$1,829
	Total	Personal Services					\$604,185

4513169200 FIELD OPS-SAMP/LOGISTICS UNIT

Qty	Item	Name	Fund	FuncArea	FPrgr	Grant	Amount
1.00	30723	RS STA1 W2 - WQM Field Equip Maintenance	21700	BB80	NR	NR	3,000
			0				
1.00		Total 530100 - Cont Serv - External Provider					\$3,000
1.00	30965	Faka Union PS - WQ Sample Collection	101002	SU01	NR	3008	21,000
1.00	30967	Merritt PS - WQ Sample Collection	101002	SU01	NR	3008	21,000
1.00	30966	Miller PS - WQ Sample Collection	101002	SU01	NR	3008	1,050
3.00		Total 530500 - Cont Serv - Government Provider					\$43,050
1.00	30993	Manatee Mitigation - WQ Equip Maint	101002	SU01	NR	3008	1,000
1.00	30984	RS L8 Reservoir - Sonde Maintenance	217000	BB80	NR	NR	1,500
1.00	30983	RS L8 Reservoir - WQ Site Maintenance	217000	BB80	NR	NR	2,500
1.00	91	WQM Site / Equipment Install M&R	101000	SB11	NR	NR	32,469
4.00		Total 530600 - Cont Serv - Maintenance and Repairs					\$37,469
		Total Contracts					\$83,519



	Field						
	Parts						
	&	202000	SB11	N	NR	1,50	
	Suppl	101000	SU01	R	NR	0	
	ies	101000	SU01	N	3006	1,00	
31680	C-111	202000	P107	R	NR	0	
	Sprea	202000	P107	N	NR	2,25	
	der -	202000	P107	R	NR	5	
	WQM	101002	SU01	1005	3008	2,00	
	D			48		0	
	Other						
31682	C-44			1005		4,00	
	Reser			48		0	
	voir -				N	50	
	WQM				R	0	
	D						
	Field						
	Suppl						
	ies						
31684	C-44						
	STA -						
	WQM						
	S						
	Parts						
	&						
	Suppl						
	ies						
31697	Faka						
	Union						
	PS -						
	Field						
	Parts						
	&						
	Suppl						
	ies						

4513169200 FIELD OPS-SAMP/LOGISTICS UNIT

Qty	Item	Name	Fund	FuncArea	FPrgr	Grant	Amount
1.00	31695	Manatee Mitigation - Field Supplies	10100	SU01	NR	3008	2,000
1.00	31701	Merritt PS - Field Parts & Supplies	2	SU01	NR	3008	500
1.00	31699	Miller PS - Field Parts & Supplies	10100	SU01	NR	3008	500
1.00	31703	RS A1 FEB - WQMD Other	2	BB80	NR	NR	6,000
1.00	31668	RS STA 1W1 - WQMS Field Supplies	10100	BB80	NR	NR	6,000
1.00	31667	RS STA 1W1 - WQMS Maint & Repair	2	BB80	NR	NR	2,500
1.00	31669	RS STA1 W2 - WQM Field Supplies	0	BB80	NR	NR	6,000
1.00	11974	WQM Field Supplies and Lab Standards	21700	SB11	NR	NR	15,000
1.00	93	WQM Field Supplies and Lab Standards-LTP	0	BE01	NR	NR	3,000
			21700				
			0				
			21700				
			0				
			10100				
			0				
			21700				
			0				
15.00	Total	541506 - Oper Expense - Parts,Supp - Laboratory					\$52,755
1.00	15303	Field Equipment	217000	BB80	NR	NR	7,600
1.00	15302	Field Equipment	217000	BE01	NR	NR	7,600
1.00	15301	Replacement Field Equipment	101000	SB11	NR	NR	69,500
3.00	Total	541590 - Oper Expense - Attractive Items					\$84,700
	Total	Operating Expenses					\$253,156
1.00	31972	Manatee Mitigation - WQ Field Equip	401000	SU01	NR	3008	8,000
1.00	31965	RS STA 1W1 - WQ Equip Replace (Sonde)	406000	BB80	NR	NR	8,000
1.00	31966	RS STA1 W2 - WQM Field Equipment	406000	BB80	NR	NR	8,000
3.00	Total	589340 - Capital Outlay - Equipment Water Measurement					\$24,000

Total	Capital - Operating	\$24,000
-------	---------------------	----------

Total	FIELD OPS-SAMP/LOGISTICS UNIT	\$964,860
-------	-------------------------------	-----------

---

---

---

---

---



4513169300 MONITORING DEV & IMP UNIT

Qty	Item	Name	Fund	FuncArea	FPrgr	Grant	Amount
10.00	Total	510100 - Salaries and Wages - Regular					\$571,916
10.00	Total	520900 - Fringe Benefits - FICA Taxes Employer Share					\$43,751
10.00	Total	521010 - Fringe Benefits - FRS Retirement Contrib					\$68,116
10.00	Total	521110 - Fringe Benefits - Medical Insurance					\$163,862
10.00	Total	521120 - Fringe Benefits - Dental Insurance					\$12,200
10.00	Total	521130 - Fringe Benefits - Vision Insurance					\$1,373
10.00	Total	521140 - Fringe Benefits - Accidental Death Dismemberment					\$148
10.00	Total	521150 - Fringe Benefits - Long-Term Disability					\$2,000
10.00	Total	521160 - Fringe Benefits - Life Insurance					\$2,400
	Total	Personal Services					\$865,766
1.00	21047	Lake Okee In-Lake Monit WQMS Contr Serv	205000	IP01	101233	NR	211,299
1.00	21060	N Everg Exp Upstream Monit WQMS Cont Srv	205000	IR03		NR	300,000
2.00	Total	530122 - Cont Serv - Science and Tech. Support Services					\$511,299
1.00	12309	DI/RO Water Sys Maintenance-Okee WQ Lab	101000	SB11		NR NR	5,100
1.00	12310	WQM Equipment Maintenance & Repair	101000	SB11		NR NR	4,000
2.00	Total	530600 - Cont Serv - Maintenance and Repairs					\$9,100
1.00	24667	Mail/Courier	202000	SB11		NR NR	4,650
1.00	12311	Mail/Courier	101000	SB11		NR NR	14,850

4513169300 MONITORING DEV & IMP UNIT

Qty	Item	Name	Fund	FuncArea	FPrgr	Grant	Amount
1.00	31252	Ten Mile Creek - Courier Fees	10100	SB32	NR	NR	4,000
			0				
3.00		Total 531200 - Cont Serv - Mail/Courier					\$23,500
		Total Contracts					\$543,899
1.00	12313	WQM Uniforms	101000	SB11	NR	NR	1,100
1.00		Total 541301 - Oper Expense - District Uniforms					\$1,100
1.00	12315	WQM Small Tools & Equipment	101000	SB11	NR	NR	4,500
1.00		Total 541400 - Oper Expense - Tools/Equipment/PPE					\$4,500
1.00	21046	Lake Okee In-Lake Monit WQMS Field Supp	205000	IP01	101233	NR	5,000
1.00	21062	N Everg Exp Upstream Monit WQMS Fld Sup	205000	IR03	101234	NR	5,000
1.00	16168	N STA Site Equip Install Repair & Maint.	202000	IP14	NR	NR	1,800
1.00	16169	Northern STA WQM Parts & Supplies	202000	IP14	NR	NR	7,200
1.00	31538	Ten Mile Creek - Routine WQM Supplies	202000	SB11	NR	NR	1,000
1.00	15095	WQM Taylor Creek Field Supplies	202000	IP14	NR	NR	1,328
6.00		Total 541500 - Oper Expense - Parts and Supplies					\$21,328
1.00	31687	Lakeside Ranch N - WQM P&S	202000	IP14	NR	NR	3,000
1.00	31691	Lakeside Ranch S - Field Supplies	202000	IP14	NR	NR	2,000
1.00	31694	NEEPP Sec C - WQMS Lab Supplies	202000	SB14	NR	NR	1,000
1.00	12312	WQM Field Supplies & Lab Standards	101000	SB11	NR	NR	28,200
4.00		Total 541506 - Oper Expense - Parts,Supp - Laboratory					\$34,200

4513169300 MONITORING DEV & IMP UNIT

Qty	Item	Name	Fund	FuncArea	FPrgr	Grant	Amount
1.00	14266	WQM Nubbin Slough Sampling	20200 0	IP14	NR	NR	2,000
1.00		Total 541513 - Oper Expense - Parts and Supplies Other					\$2,000
1.00	26036	Replacement Field Equipment	202000	IP14	NR	NR	13,500
1.00		Total 541590 - Oper Expense - Attractive Items					\$13,500
		Total Operating Expenses					\$76,628
		Total MONITORING DEV & IMP UNIT					\$1,486,293

4513169400 MONITORING DEV & IMP UNIT

Qty	Item	Name	Fund	FuncArea	FPrgr	Grant	Amount
7.00	Total	510100 - Salaries and Wages - Regular					\$504,964
7.00	Total	520900 - Fringe Benefits - FICA Taxes Employer Share					\$38,630
7.00	Total	521010 - Fringe Benefits - FRS Retirement Contrib					\$65,973
7.00	Total	521110 - Fringe Benefits - Medical Insurance					\$114,699
7.00	Total	521120 - Fringe Benefits - Dental Insurance					\$8,540
7.00	Total	521130 - Fringe Benefits - Vision Insurance					\$957
7.00	Total	521140 - Fringe Benefits - Accidental Death Dismemberment					\$113
7.00	Total	521150 - Fringe Benefits - Long-Term Disability					\$1,400
7.00	Total	521160 - Fringe Benefits - Life Insurance					\$1,769
	Total	Personal Services					\$737,045

4513169400 MONITORING DEV & IMP UNIT

Qty	Item	Name	Fund	FuncArea	FPrgr	Grant	Amount
1.00	21098	C-51W Upstream Monitoring WQMS CS	20500 0	BD08	101232	NR	35,700
1.00	Total	530122 - Cont Serv - Science and Tech. Support Services					\$35,700
1.00	31938	C-111 Spreader - WF Fish Hg Comp Monit	101000	SU01	NR	3006	3,000
1.00	31939	C-44 Reservoir - WQMS Fish Collection	202000	P107	100548	NR	1,500
1.00	31940	C-44 STA - WQMS Fish Collection	202000	P107	100548	NR	10,500
1.00	31943	Faka Union PS - Fish Collection	101002	SU01	NR	3008	3,000
1.00	20036	Fish Coil Hg Comp Mon (Downstream)	101000	SB12	NR	NR	1,790
1.00	12746	Fish Coll Hg Comp Mon (Downstream)	101000	SB12	NR	NR	23,860
1.00	16056	Fish Coll Hg Comp Mon (Downstream)	202000	SB12	NR	NR	1,210
1.00	14304	Fish Coll Hg Comp Mon-Nubbin&Taylor STA	202000	IP14	NR	NR	3,000
1.00	31942	Lakeside Ranch S - Fish Collection	202000	IP14	NR	NR	6,000
1.00	31947	Merritt PS - Fish Collection	101002	SU01	NR	3008	3,000
1.00	31945	Miller PS - Fish Collection	101002	SU01	NR	3008	3,000
1.00	31934	RS STA 1W1 - WQMS Fish Collection	217000	BB80	NR	NR	3,000
1.00	31935	RS STA1 W2 - Fish Collection Support	217000	BB80	NR	NR	6,000
1.00	31937	Ten Mile Creek - Fish Collection	101000	SB32	NR	NR	3,000
14.00	Total	545010 - Oper Expense - Interagency State of FL					\$71,860
1.00	12013	ENP SW Monitor & Marine Network Support	101000	SB12	NR	NR	202,750
1.00	Total	545020 - Oper Expense - Interagency Federal Matching					\$202,750
1.00	12743	NADP/MDN - Hg Deposition Comp Mon	101000	SB12	NR	NR	29,001
1.00	Total	545040 - Oper Expense - Interagency Public Univ					\$29,001
	Total	Contracts					\$339,311

Total MONITORING DEV & IMP UNIT

\$1,076,356

---

---

---

---

---

4513169500 FIELD OPS - SAMPLING/LOGISTICS UNIT

Qty	Item	Name	Fund	FuncArea	FPrgr	Grant	Amount
9.00	Total	510100 - Salaries and Wages - Regular					\$438,839
9.00	Total	520900 - Fringe Benefits - FICA Taxes Employer Share					\$33,571
9.00	Total	521010 - Fringe Benefits - FRS Retirement Contrib					\$52,264
9.00	Total	521110 - Fringe Benefits - Medical Insurance					\$147,471
9.00	Total	521120 - Fringe Benefits - Dental Insurance					\$10,980
9.00	Total	521130 - Fringe Benefits - Vision Insurance					\$1,234
9.00	Total	521140 - Fringe Benefits - Accidental Death Dismemberment					\$129
9.00	Total	521150 - Fringe Benefits - Long-Term Disability					\$1,800
9.00	Total	521160 - Fringe Benefits - Life Insurance					\$2,132
	Total	Personal Services					\$688,420
	Total	FIELD OPS - SAMPLING/LOGISTICS UNIT					\$688,420

4513169600 MONITORING DEV & IMP UNIT

Qty	Item	Name	Fund	FuncArea	FPrgr	Grant	Amount
8.00	Total	510100 - Salaries and Wages - Regular					\$533,936
8.00	Total	520900 - Fringe Benefits - FICA Taxes Employer Share					\$40,847
8.00	Total	521010 - Fringe Benefits - FRS Retirement Contrib					\$63,593
8.00	Total	521110 - Fringe Benefits - Medical Insurance					\$131,093
8.00	Total	521120 - Fringe Benefits - Dental Insurance					\$9,760
8.00	Total	521130 - Fringe Benefits - Vision Insurance					\$1,101
8.00	Total	521140 - Fringe Benefits - Accidental Death Dismemberment					\$133
8.00	Total	521150 - Fringe Benefits - Long-Term Disability					\$1,600
8.00	Total	521160 - Fringe Benefits - Life Insurance					\$2,061
	Total	Personal Services					\$784,124



4513169600 MONITORING DEV & IMP UNIT

Qty	Item	Name	Fund	FuncArea	FPrgr	Grant	Amount
1.00	21101	C-51W Upstream Monitoring WQMS Contracts	20500	BD08	101232	NR	50,000
1.00	21071	N Everg Exp Upstream Monit WQMS Cont Srv	0	JI59	101235	NR	60,000
1.00	21073	N Everglades Exp Upstream Monit Cont Srv	20500	JA59	101236	NR	50,000
1.00	17104	SLR WQ Monitoring	0	JA59	NR	NR	13,500
1.00	15157	St. Lucie Tributaries WQM	20500	JA59	NR	NR	62,100
1.00	16066	WQM Contractual Services	0	JA59	NR	NR	10,500
1.00	12742	WQM Site Install, Repair & Maintenance	10100	SB11	NR	NR	17,300
			0	SB11	NR	NR	17,300
			10100				
			0				
			20200				
			0				
			10100				
			0				
7.00	Total	530100 - Cont Serv - External Provider					\$263,400
1.00	30801	C-44 Reservoir - WQMS Sample Collection	202000	P107	100548	NR	85,000
1.00	30803	C-44 STA - WQM Sample Collection Support	202000	P107	100548	NR	85,000
1.00	30796	RS STA1 W2 - WQM Sample Collection & QA	217000	BB80	NR	NR	30,000
1.00	26037	WQM QA Support Contingent Worker	202000	IP14	NR	NR	22,875
1.00	23020	WQMS Contingent Worker Support	217000	BB80	NR	NR	4,500
1.00	23019	WQMS Contingent Worker Support	202000	SB14	NR	NR	3,000
6.00	Total	530122 - Cont Serv - Science and Tech. Support Services					\$230,375
	Total	Contracts					\$493,775
1.00	23052	Lake Okee In-Lake Monit WQMS Field Supp	205000	IP01	101233	NR	50,000
1.00	Total	541500 - Oper Expense - Parts and Supplies					\$50,000
	Total	Operating Expenses					\$50,000
1.00	21052	Lake Okee In-Lake Monitor WQMS Equipment	405000	IP01	101233	NR	50,000

1.00 Total

589340 - Capital Outlay - Equipment Water Measurement \$50,000

Total Capital - Operating \$50,000

---

4513169600 MONITORING DEV & IMP UNIT

<u>Qty</u>	<u>Item</u>	<u>Name</u>	<u>Fund</u>	<u>FuncArea</u>	<u>FPrgr</u>	<u>Grant</u>	<u>Amount</u>
	Total	MONITORING DEV & IMP UNIT					\$1,377,899

\_\_\_\_\_

\_\_\_\_\_

\_\_\_\_\_

4513169700 FIELD OPS - SAMPLING/LOGISTICS UNIT

Qty	Item	Name	Fund	FuncArea	FPrgr	Grant	Amount
8.00	Total	510100 - Salaries and Wages - Regular					\$384,509
8.00	Total	520900 - Fringe Benefits - FICA Taxes Employer Share					\$29,415
8.00	Total	521010 - Fringe Benefits - FRS Retirement Contrib					\$45,795
8.00	Total	521110 - Fringe Benefits - Medical Insurance					\$131,087
8.00	Total	521120 - Fringe Benefits - Dental Insurance					\$9,760
8.00	Total	521130 - Fringe Benefits - Vision Insurance					\$1,098
8.00	Total	521140 - Fringe Benefits - Accidental Death Dismemberment					\$116
8.00	Total	521150 - Fringe Benefits - Long-Term Disability					\$1,600
8.00	Total	521160 - Fringe Benefits - Life Insurance					\$1,932
	Total	Personal Services					\$605,312
	Total	FIELD OPS - SAMPLING/LOGISTICS UNIT					\$605,312

4513169800 WQ MONITORING FIELD OPERATIONS UNIT

Qty	Item	Name	Fund	FuncArea	FPrgr	Grant	Amount
5.00	Total	510100 - Salaries and Wages - Regular					\$289,765
5.00	Total	520900 - Fringe Benefits - FICA Taxes Employer Share					\$22,167
5.00	Total	521010 - Fringe Benefits - FRS Retirement Contrib					\$34,511
5.00	Total	521110 - Fringe Benefits - Medical Insurance					\$81,930
5.00	Total	521120 - Fringe Benefits - Dental Insurance					\$6,100
5.00	Total	521130 - Fringe Benefits - Vision Insurance					\$686
5.00	Total	521140 - Fringe Benefits - Accidental Death Dismemberment					\$77
5.00	Total	521150 - Fringe Benefits - Long-Term Disability					\$1,000
5.00	Total	521160 - Fringe Benefits - Life Insurance					\$1,256
	Total	Personal Services					\$437,492
	Total	WQ MONITORING FIELD OPERATIONS UNIT					\$437,492

5003170600 FIELD OPERATIONS DIVISION

Qty	Item	Name	Fund	FuncArea	FPrgr	Grant	Amount
9.00	Total	510100 - Salaries and Wages - Regular					\$979,294
2.00	Total	511100 - Salaries and Wages - Overtime					\$44,000
1.00	15773	Uniform Stipend	202000	CZ99	NR	NR	80,891
1.00	Total	520090 - Fringe Benefits - Uniform Allowance					\$80,891
3.00	Total	520900 - Fringe Benefits - FICA Taxes Employer Share					\$13,611
3.00	Total	521010 - Fringe Benefits - FRS Retirement Contrib					\$47,515
7.00	Total	521110 - Fringe Benefits - Medical Insurance					\$282,200
7.00	Total	521120 - Fringe Benefits - Dental Insurance					\$20,400
7.00	Total	521130 - Fringe Benefits - Vision Insurance					\$2,294
1.00	Total	521140 - Fringe Benefits - Accidental Death Dismemberment					\$15
1.00	Total	521150 - Fringe Benefits - Long-Term Disability					\$200
1.00	Total	521160 - Fringe Benefits - Life Insurance					\$257
4.00	Total	529990 - Fringe Benefits - Other Personnel Benefits					\$526,197
	Total	Personal Services					\$1,996,874

5003170600 FIELD OPERATIONS DIVISION

Qty	Item	Name	Fund	FuncArea	FPrgr	Grant	Amount
1.00	17112	Seal and paint S-2	20200	CF05	NR	NR	50,000
1.00	100	Uniform/Laundry	0	CZ99	NR	NR	51,440
			20200				
			0				
2.00	Total	531100 - Cont Serv - General Maintenance					\$101,440
	Total	Contracts					\$101,440
1.00	17117	Field Operations Priorities	202000	CZ99	NR	NR	72,400
1.00	Total	541500 - Oper Expense - Parts and Supplies					\$72,400
1.00	15750	Aquatic Plant Control	202000	CK01	NR	NR	351
1.00	15753	Field Station Maintenance	202000	CO03	NR	NR	668
1.00	15646	Field Station Maintenance	202000	CO03	NR	NR	591
1.00	15749	Field Station Maintenance	202000	CO03	NR	NR	992
1.00	15751	Movement of Water	202000	CE02	NR	NR	351
1.00	15645	Movement of Water	202000	CE02	NR	NR	2,381
1.00	15720	Parts & Supp Off (Field Operations)	101000	CZ99	NR	NR	1,708
7.00	Total	541510 - Oper Expense - Parts,Supp - Office					\$7,042
1.00	17119	DOC SCADA & Element Replacement	217000	BB47	NR	NR	10,000
1.00	17116	DOC SCADA & Element Replacement	202000	CZ99	NR	NR	60,000
1.00	17115	G-420 Gear Box #1	202000	CZ99	NR	NR	15,000
3.00	Total	541512 - Oper Expense - Parts and Supplies Water Control Structure					\$85,000
1.00				m	O	Su	Tra
1.00				Supp	&	pp	ini
1.00			16024	ort	M	ort	ng
1.00			O&M	1798	Pro	4	&
1.00			Progra	6	gra	0	Co
					m		nf.

(Field Operations)	203000	CZ99	NR	NR	2
15466 Training & Conferences	217000	BB79	NR	NR	1
	202000	CZ99	NR	NR	9
	101000	CZ99	NR	NR	2
					5
					7
					13,
					33
					8
					59,
					72
					3

---



5003170600 FIELD OPERATIONS DIVISION

Qty	Item	Name	Fund	FuncArea	FPrgr	Grant	Amount
4.00		Total 542000 - Oper Expense - Conference Registrations					\$73,537
1.00	15661	Business Travel - Pilot Duty	101000	HA00	NR	NR	877
1.00	13241	Travel BCB	203000	CZ99	NR	NR	4,102
1.00	15651	Travel District Business	101000	CZ99	NR	NR	3,535
3.00		Total 542100 - Oper Expense - District Travel					\$8,514
1.00	16026	O&M Program Support	203000	CZ99	NR	NR	2,488
1.00	22991	OE Travel Training	202000	CZ99	NR	NR	2,630
2.00		Total 542300 - Oper Expense - Travel for Training					\$5,118
1.00	12607	O & M Dues and Memberships	101000	CZ99	NR	NR	11,814
1.00		Total 542310 - Oper Expense - Memberships, Dues and Fees					\$11,814
		Total Operating Expenses					\$263,425
		Total FIELD OPERATIONS DIVISION					\$2,361,739

5005170400 FLEET MANAGEMENT UNIT

Qty	Item	Name	Fund	FuncArea	FPrgr	Grant	Amount
1.00	Total	510100 - Salaries and Wages - Regular					\$66,456
1.00	Total	520900 - Fringe Benefits - FICA Taxes Employer Share					\$5,084
1.00	Total	521010 - Fringe Benefits - FRS Retirement Contrib					\$7,915
1.00	Total	521110 - Fringe Benefits - Medical Insurance					\$16,385
1.00	Total	521120 - Fringe Benefits - Dental Insurance					\$1,220
1.00	Total	521130 - Fringe Benefits - Vision Insurance					\$137
1.00	Total	521140 - Fringe Benefits - Accidental Death Dismemberment					\$15
1.00	Total	521150 - Fringe Benefits - Long-Term Disability					\$200
1.00	Total	521160 - Fringe Benefits - Life Insurance					\$257
	Total	Personal Services					\$97,669
1.00	27609	Fuel Master Annual Service Fees	101000	MV01	NR	NR	14,500
1.00	Total	530602 - Cont Serv - Maint & Repairs - Computer Software					\$14,500
1.00	13677	ALLDATA - MITCHELL-Fleet Diagnostics	202000	CI04	NR	NR	29,000
1.00	13676	Oil Change Services & Repairs	202000	CI04	NR	NR	10,000
1.00	15216	Oil Change Services & Repairs-Adm Fleet	101000	MV01	NR	NR	23,735
3.00	Total	530608 - Cont Serv - Maint & Repairs - Vehicles					\$62,735
	Total	Contracts					\$77,235

5005170400 FLEET MANAGEMENT UNIT

Qty	Item	Name	Fund	FuncArea	FPrgr	Grant	Amount
1.00	13686	Fleet Manuals, Diagrams, CDs,etc.	20200	CI04	NR	NR	2,500
			0				
1.00	Total	541100 - Oper Expense - Books/Subscriptions					\$2,500
1.00	13688	Fuel Card Purchase - District Wide	202000	CI03	NR	NR	345,000
1.00	15256	Fuel Card Purchases - BCB FS	203000	CK01	NR	NR	500
1.00	15255	Fuel Card Purchases - BCB FS	203000	CF02	NR	NR	500
1.00	15218	Fuel Card Purchases - BCB FS	203000	CG01	NR	NR	2,500
1.00	15053	Fuel Card Purchases - BCB FS	203000	CE03	NR	NR	500
1.00	14174	Fuel Card Purchases - BCB SC	203000	CI03	NR	NR	1,000
1.00	15217	Mission Support - Fleet	202000	MV01	NR	NR	50,000
7.00	Total	541250 - Oper Expense - Vehicle Fuel Card Consumed					\$400,000
1.00	13672	Car Wash & Detail	101000	CI03	NR	NR	25,000
1.00	13689	Parts, Supplies, & Expenses - Fleet	202000	CI03	NR	NR	17,940
2.00	Total	541502 - Oper Expense - Parts,Supp - Fleet					\$42,940
1.00	13687	Attractive Items	202000	CV01	NR	NR	12,000
1.00	Total	541590 - Oper Expense - Attractive Items					\$12,000
1.00	13691	Motor Pool Lease	101000	MB84	NR	NR	27,000
1.00	13693	Rental Vehicles (Motor Pool Overages)	101000	MB84	NR	NR	7,405
2.00	Total	541600 - Oper Expense - Rent/Lease Equipment					\$34,405

1.00

16170 SUN PASS TOLL FUNDING

202000 CZ99

NR

NR

32,704

---

---

---

5005170400 FLEET MANAGEMENT UNIT

Qty	Item	Name	Fund	FuncArea	FPrgr	Grant	Amount
1.00	13401	SUN PASS TOLL FUNDING	10100 0	MV01	NR	NR	58,000
2.00		Total 542100 - Oper Expense - District Travel					\$90,704
1.00	13694	Vehicle Titles Tags & Registrations	202000	CI03	NR	NR	10,000
1.00		Total 543301 - Oper Expense - Permits & Fees					\$10,000
		Total Operating Expenses					\$592,549
1.00	24237	CO Equipment	402000	CZ99	NR	NR	212,789
1.00		Total 589300 - Capital Outlay - Equipment					\$212,789
1.00	15895	CO Vehicles	402000	CZ99	NR	NR	736,492
1.00	21022	CO Vehicles(2)	401000	CZ99	NR	NR	575,000
1.00	27624	TRUCK, 1/2 TON, CREW CAB, 4X4	403000	CF02	NR	NR	63,000
3.00		Total 589500 - Capital Outlay - Vehicles					\$1,374,492
1.00	21023	CO Boats	401000	CZ99	NR	NR	<del>600,000</del>
1.00		Total 589510 - Capital Outlay - Boats					\$600,000
		Total Capital - Operating					\$2,187,281
		Total FLEET MANAGEMENT UNIT					\$2,954,734

5005171000 FIELD OPERATIONS BUREAU - REGION 1

Qty	Item	Name	Fund	FuncArea	FPrgr	Grant	Amount
1.00	Total	510100 - Salaries and Wages - Regular					\$115,003
1.00	Total	520900 - Fringe Benefits - FICA Taxes Employer Share					\$8,798
1.00	Total	521010 - Fringe Benefits - FRS Retirement Contrib					\$13,697
1.00	Total	521110 - Fringe Benefits - Medical Insurance					\$21,150
1.00	Total	521120 - Fringe Benefits - Dental Insurance					\$1,220
1.00	Total	521130 - Fringe Benefits - Vision Insurance					\$137
1.00	Total	521140 - Fringe Benefits - Accidental Death Dismemberment					\$15
1.00	Total	521150 - Fringe Benefits - Long-Term Disability					\$200
1.00	Total	521160 - Fringe Benefits - Life Insurance					\$257
	Total	Personal Services					\$160,477
	Total	FIELD OPERATIONS BUREAU - REGION 1					\$160,477

5110171100 OKEECHOBEE FIELD STATION

Qty	Item	Name	Fund	FuncArea	FPrgr	Grant	Amount
67.00	Total	510100 - Salaries and Wages - Regular					\$3,714,319
11.00	Total	511100 - Salaries and Wages - Overtime					\$111,740
78.00	Total	520900 - Fringe Benefits - FICA Taxes Employer Share					\$292,700
78.00	Total	521010 - Fringe Benefits - FRS Retirement Contrib					\$485,960
67.00	Total	521110 - Fringe Benefits - Medical Insurance					\$1,102,601
67.00	Total	521120 - Fringe Benefits - Dental Insurance					\$81,740
67.00	Total	521130 - Fringe Benefits - Vision Insurance					\$9,191
67.00	Total	521140 - Fringe Benefits - Accidental Death Dismemberment					\$986
67.00	Total	521150 - Fringe Benefits - Long-Term Disability					\$13,400
67.00	Total	521160 - Fringe Benefits - Life Insurance					\$16,376
	Total	Personal Services					\$5,829,013

5110171100 OKEECHOBEE FIELD STATION

Qty	Item	Name	Fund	FuncArea	FPrgr	Grant	Amount
1.00	30733	C-44 Reservoir - Dam Safety Dashboard	20200	P107	100548	NR	350,000
1.00	30734	C-44 Reservoir - Levee Maintenance	0	P107	100548	NR	72,000
1.00	30749	Lakeside Ranch N - Fertilizer	20200	CG01	NR	NR	5,665
1.00	30750	Lakeside Ranch N - Soil Testing	0	CG01	NR	NR	1,236
1.00	30755	Lakeside Ranch S - Fertilizer	20200	CG01	NR	NR	5,700
1.00	30756	Lakeside Ranch S - Soil Testing	0	CG01	NR	NR	1,200
1.00	30727	Ten Mile Creek - Levee Maint (Soil Test)	0	CG01	NR	NR	4,000
			20200				
			0				
			20200				
			0				
			20200				
			0				
7.00	Total	530100 - Cont Serv - External Provider					\$439,801
1.00	17181	Pump Station Maintenance	202000	CF05	NR	NR	4,650
1.00	17162	Pump Station Maintenance	202000	CF05	NR	NR	1,799
1.00	17163	Structure Maintenance	202000	CF02	NR	NR	2,692
1.00	17156	Structure Maintenance	202000	CF02	NR	NR	7,493
4.00	Total	530104 - Cont Serv - Diving Services					\$16,634
1.00	17173	Structure Maintenance	202000	CF02	NR	NR	697,874
1.00	Total	530112 - Cont Serv - Lock Tender					\$697,874
1.00	30786	C-44 Reservoir - Road Grading	202000	P107	100548	NR	16,383
1.00	30789	Lakeside Ranch S - Road Grading	202000	CG01	NR	NR	4,100
2.00	Total	530116 - Cont Serv - Road Grading Services					\$20,483



1.00

17193 Pump Station Maintenance

202000 CF05

NR

NR

225

1.00

Total 530121 - Cont Serv - Water and Sewer Services

\$225

---

---

---



30911	wing						
	C-132	202000	CG03	N	NR	8,	
	&					8	
	C-133	202000	CG03	R	NR	4	
	-					0	
	Contr	202002	CG03	N	3004	10,	
	act	225000	P107	R	NR	62	
	Mowi	225000	P107	N	NR	5	
	ng					28,	
30915	C-44	202000	CG03	1005	NR	66	
	Canal			48		2	
	-					146,	
	Mowi			1005		800	
	ng			48		104,	
					N	214	
30914	C-44				R	6,00	
	Reservoir -					0	
	Mowing						
30918	C-44						
	STA -						
	Contr						
	act						
	Mowi						
	ng						
30925	IRL-S						
	Sec C						
	-						
	Mowi						
	ng						

5110171100 OKEECHOBEE FIELD STATION

Qty	Item	Name	Fund	FuncArea	FPrgr	Grant	Amount
1.00	30921	Lakeside Ranch N - Mowing	20200	CG03	NR	NR	35,000
1.00	30926	Lakeside Ranch S - (191A) Mowing	0	CG03	NR	NR	7,625
1.00	30924	Lakeside Ranch S - Contract Mowing	20200	CG03	NR	NR	35,000
1.00	30923	Lakeside Ranch S - Slope Mowing	0	CG03	NR	NR	8,400
1.00	17224	Mowing	20200	CG03	NR	NR	309,787
1.00	30896	Ten Mile Creek - Flat/Slope Mowing	0	CG03	NR	NR	43,575
			20200				
			0				
			20200				
			0				
12.00	Total	530403 - Cont Serv - Mowing Canals/Levees					\$744,528
1.00	30943	C-44 Reservoir PS - Grounds Mowing	225000	P107	100548	NR	10,000
1.00	30946	Lakeside Ranch S - (191A) P/S Mowing	202000	CF05	NR	NR	7,000
1.00	18080	Levee Maintenance	202000	CG01	NR	NR	114,994
3.00	Total	530404 - Cont Serv - Mowing Field Stations/Pump Stations					\$131,994
1.00	17253	Field Station Maintenance	202000	CO03	NR	NR	5,000
1.00	12417	Levee Maintenance - Fleet	202000	CV05	NR	NR	4,500
1.00	17252	Pump Station Maintenance	202000	CF05	NR	NR	3,283
3.00	Total	530405 - Cont Serv - Equipment Inspections					\$12,783
1.00	31042	Lakeside Ranch S - (191A) Automation	202000	CF05	NR	NR	525
1.00	Total	530602 - Cont Serv - Maint & Repairs - Computer Software					\$525
1.00	1.00				4	e	r
1.00	1.00				4	r	P
1.00	1.00		31091	C	R	v	S
1.00	1.00			-	e	o	-
					s	i	M

	aint & Repai rs	202000	P107	1005	NR	5	
31092	C-44	202000	P107	48	NR	, 5	
	Reser voir	202000	CF02	1005 48	NR	0	
	PS -	202000	CF05		NR	0	
	Vibrat ion	202000	CF02	N R	NR	5 0	
	Analy sis	202000	CF05	N R	NR	0 0	
31095	Kiss Rest- S-65 DX2 - Weed Traps / Barrie r			N R N R		3 6 0 2 , 4 5 0	
31097	Lakes ide Ranch N - Gener al Maint enanc e					3 3 0	
						12	
						0,0	
						00	
31098	Lakes ide Ranch N - Gener al/ Buildi ng Main						
31100	Lakes ide Ranch N - Pump & Motor Refur b						



Fleet	Vehicle Maintenance					
17315 Dredging - Fleet	31128 Kiss Rest-S-84A - Vehicle Maintenance	202000	CV09	NR	NR	1,412
17314 Equip & Infrastructure Maint - Fleet	31134 Lakeside Ranch N - Vehicle Maintenance	202000	CI03	NR	NR	21,323
	31130 Lakeside Ranch N - Vehicle Maintenance	202000	P107	100548	NR	28,000
	31135 Lakeside Ranch S - (191A) Vehicle Maint.	202000	CV11	NR	NR	1,258
	31132 Lakeside Ranch S - Vehicle Maint.	202000	CV02	NR	NR	35,026
	31133 Lakeside Ranch S - Vehicle Maintenance	202000	CV07	NR	NR	630
31124 Kiss Rest-S-65 DX1 - Vehicle Maintenance	17313 Levee Maintenance - Fleet	202000	AV02	NR	NR	70,955
	17312 Other Equipment Maintenance	202000	CV03	NR	NR	200
		202000	CV03	NR	NR	200
		202000	CV03	NR	NR	200
		202000	CV03	NR	NR	200
		202000	CV03	NR	NR	200
		202000	CV03	NR	NR	200
31123 Kiss Rest-S-65 DX2 - Vehicle Maintenance		202000	CV03	NR	NR	200
		202000	CV03	NR	NR	10,000
		202000	CV04	NR	NR	28,035
		202000	CV04	NR	NR	3,000
		202000	CV03	NR	NR	3,000
		202000	CV04	NR	NR	3,675
		202000	CV05	NR	NR	91,824
31126 Kiss Rest-S-67 - Vehicle Maintenance		202000	CI04	NR	NR	10,130
31125 Kiss Rest-S-67 A - Vehicle Maintenance						
31127 Kiss Rest-S-68 A - Vehicle Maintenance						
31129 Kiss Rest-S-83 A - Vehicle						

5110171100 OKEECHOBEE FIELD STATION

Qty	Item	Name	Fund	FuncArea	FPrgr	Grant	Amount
1.00	17323	Pump Station Maintenance - Fleet	20200	CV04	NR	NR	1,258
1.00	17322	Pumping Operations - Fleet	0	CV01	NR	NR	6,291
1.00	17321	Structure Maintenance - Fleet	20200	CV03	NR	NR	29,614
1.00	17320	Telemetry Maintenance - Fleet	0	CV08	NR	NR	8,807
1.00	17319	Terrestrial Plant Control - Fleet	20200	CV10	NR	NR	580
			0				
			20200				
			0				
			20200				
			0				
26.00	Total	530608 - Cont Serv - Maint & Repairs - Vehicles					\$356,218
1.00	31151	Lakeside Ranch S - (191A) Fuel Tanks Rep	202000	CF05	NR	NR	700
1.00	31150	Lakeside Ranch S - (191A) Storage Tk Fee	202000	CF05	NR	NR	
2.00	Total	530610 - Cont Serv - Maint and Repairs Environmental					\$750
1.00	17406	Field Station Maintenance	202000	CO03	NR	NR	28,997
1.00	17369	Pump Station Maintenance	202000	CF05	NR	NR	674
1.00	17372	Structure Maintenance	202000	CF02	NR	NR	3,717
1.00	17371	Telemetry Maintenance	202000	CJ05	NR	NR	4,196
4.00	Total	530611 - Cont Serv - Maint and Repairs Equipment					\$37,584
1.00	17370	Field Station Maintenance	202000	CO03	NR	NR	14,289
1.00	31213	Lakeside Ranch S - Signs	202000	CF02	NR	NR	335
1.00	17405	Pump Station Maintenance	202000	CF05	NR	NR	15,513
1.00	17407	Telemetry Maintenance	202000	CJ05	NR	NR	1,133
4.00	Total	531100 - Cont Serv - General Maintenance					\$31,270
1.00	17423	Field Station Maintenance	202000	CO03	NR	NR	27,425



1.00 Total

531101 - Cont Serv - Janitorial Services

\$27,425

---

---

---

5110171100 OKEECHOBEE FIELD STATION

Qty	Item	Name	Fund	FuncArea	FPrgr	Grant	Amount
1.00	17433	Field Station Maintenance	20200	CO03	NR	NR	7,644
1.00	17432	Pump Station Maintenance	0	CF05	NR	NR	7,986
			20200				
			0				
2.00	Total	531102 - Cont Serv - Security Services					\$15,630
1.00	17451	Equip & Infrastructure Maint - Fleet	202000	AV02	NR	NR	76
1.00	17452	Field Station Maintenance	202000	CO03	NR	NR	10,971
1.00	31248	Lakeside Ranch S - (191A) Waste Disposal	202000	CF05	NR	NR	1,500
1.00	17450	O&M Fleet Overhead	202000	CV99	NR	NR	194
1.00	17454	Pump Station Maintenance	202000	CF05	NR	NR	2,248
5.00	Total	531103 - Cont Serv - Waste Disposal Services					\$14,989
	Total	Contracts					\$3,166,188

5110171100 OKEECHOBEE FIELD STATION

Qty	Item	Name	Fund	FuncArea	FPrgr	Grant	Amount
1.00	19967	AQUATIC PLANT CONTROL	22500	CK01	NR	NR	16,530
1.00	19977	AQUATIC PLANT CONTROL	0	CK01	NR	NR	7,624
1.00	31264	Allapattah Rest - Chemicals	10100	CK03	NR	NR	6,450
1.00	27603	Aquatic Plant Control	3	CK01	NR	NR	10,000
1.00	31272	C-132 & C-133 - Chemicals	20200	CK01	NR	NR	3,000
1.00	31276	C-44 Canal - Chemicals	0	CK01	NR	NR	3,000
1.00	31275	C-44 Canal - Chemicals	10100	CK01	NR	3004	7,000
1.00	31274	C-44 Reservoir - Chemical	3	CK03	NR	3004	2,250
1.00	31273	C-44 Reservoir - Chemical	20200	P107	100548	NR	6,000
1.00	31281	C-44 STA - Chemicals	0	P107	100548	NR	6,750
1.00	31285	IRL-S Sec C - Chemicals	20200	2	P107	100548	5,250
1.00	31282	Lakeside Ranch N - Chemicals	2	CK03	NR	NR	250
1.00	31284	Lakeside Ranch S - Chemicals	20200	CK03	NR	NR	6,750
1.00	31260	Ten Mile Creek - Chemicals	0	CK03	NR	NR	2,000
1.00	19968	Terrestrial Plant Control	22500	CK03	NR	NR	1,750
1.00	19969	Terrestrial Plant Control	0	CK03	NR	NR	6,901
1.00	27604	Terrestrial Plant Control	22500	CK03	NR	NR	5,670
			0				4,950
			20200				
			0				
			20200				
			0				
			20200				
			0				
			20200				
			0				
			22500				
			0				
			10100				
			3				
			10100				
			3				
17.00	Total	540010 - Oper Expense - Inventory Chemicals					\$99,125
	1.00						0
	1.00						1
1.00	1.00						0
1.00	1.00						0
1.00	1.00						0
1.00	1.00						0

	31315 Kiss Rest-S-65DX1 - Fuel						
	31314 Kiss Rest-S-65DX2 - Fuel						
15391	Auto motiv e - Depts Outsi de	31317 Kiss Rest-S-67 - Fuel	202000	CI03	NR	NR	46,709
		31316 Kiss Rest-S-67A - Fuel	202002	CE03	NR	3004	1,800
		31318 Kiss Rest-S-68A - Fuel	202000	P107	100548	NR	4,105
		31319 Kiss Rest-S-84A - Fuel	225000	P107	100548	NR	1,100,000
	O&M	31321 Lakeside Ranch N - Fuel	202000	CV11	NR	NR	3,336
31312	C-44 Canal - Liqui ed Propa ne (LP)		202000	CV02	NR	NR	26,024
			202000	AV02	NR	NR	67,421
			202000	AV02	NR	NR	19,324
			202000	CE03	NR	NR	14,000
			202000	CF02	NR	NR	1,000
			202000	CF02	NR	NR	1,000
31311	C-44 Reservoir PS - Liquid Propane (LP)		202000	CF02	NR	NR	1,000
			202000	CF02	NR	NR	1,000
31313	C-44 STA - Fuel (S-40 1T)		202000	CE03	NR	NR	550
15605	Comp liance / Enfor ceme nt - Fleet						
15434	Const ructio n						
15447	Equip & Infras tructu re Maint - Fleet						
15615	Equip & Infras tructu re Maint - Fleet						
31322	IRL-S Sec C - Pump Fuel						

5110171100 OKEECHOBEE FIELD STATION

Qty	Item	Name	Fund	FuncArea	FPrgr	Grant	Amount
1.00	31320	Lakeside Ranch S - (191A) - Fuel	20200	CE03	NR	NR	3,600
1.00	15435	Levee Maintenance	0	CG01	NR	NR	46,111
1.00	15597	Levee Maintenance - Fleet	20200	CV05	NR	NR	31,764
1.00	15433	Pump Station Maintenance - Fleet	0	CV04	NR	NR	4,004
1.00	15368	Pumping Operations	20200	CE03	NR	NR	39,326
1.00	15428	Pumping Operations - Fleet	0	CV01	NR	NR	15,080
1.00	15393	Structure Maintenance - Fleet	0	CV03	NR	NR	30,695
1.00	15411	Telemetry Maintenance - Fleet	20200	CV08	NR	NR	20,018
1.00	31296	Ten Mile Creek - Vehicle Fuel	0	CF05	NR	NR	3,500
1.00	15429	Terrestrial Plant Control - Fleet	20200	CV10	NR	NR	9,342
			0				
			20200				
			0				
			20200				
			0				
			20200				
			0				
			20200				
			0				

26.00 Total 540030 - Oper Expense - Inventory Other Fuels \$1,492,709

1.00					b	&	(	c
1.00					e	L	S	t
1.00			31338	A	s	U	-	u
1.00				l	31353	C	4	r
1.00				l	-	e	0	e
1.00				a	4	31355	C	1
1.00				p	4	-	T	M
1.00				a	F	-	)	i
1.00				t	e	4	17496	E
1.00				t	s	S	q	t
1.00				a	e	T	u	-
1.00				h	r	A	i	F
1.00				R	v	-	p	l
1.00				e	o	O	&	e
1.00				s	i	i	I	e
1.00				t	r	l	n	t
1.00				-	F	s	f	31367
1.00				C	S	&	r	I
1.00				i	-	L	a	R
1.00				l	C	u	s	L
1.00				&	i	b	t	-
1.00				L	l	e	r	S
1.00				u	s	s	u	e

	c C -	31365 Lakeside Ranch S - Oil & Lubes					
	Oil &	17495 O&M Fleet Overhead	202000	CF02	NR	NR	150
	Lubes	17498 Pump Station Maintenance	202000	P107	100548	NR	6,000
31357	Kiss	17497 Structure Maintenance	202000	P107	100548	NR	4,300
	Rest-	31333 Ten Mile Creek - Oil & Lubes	202000	AV02	NR	NR	2,644
	S-65		202000	CE03	NR	NR	150
	DX1 -		202000	CF02	NR	NR	30
	Oil &		202000	CF02	NR	NR	30
	Lubes		202000	CF02	NR	NR	30
31356	Kiss		202000	CF02	NR	NR	30
	Rest-		202000	CF02	NR	NR	30
	S-65		202000	CF02	NR	NR	30
	DX2 -		202000	CF02	NR	NR	30
	Oil &		202000	CF02	NR	NR	30
	Lubes		202000	CF02	NR	NR	30
31359	Kiss		202000	CF02	NR	NR	30
	Rest-		202000	CF02	NR	NR	30
	S-67 -		202000	CF05	NR	NR	870
	Oil &		202000	CF05	NR	NR	1,200
	Lubes		202000	CF02	NR	NR	200
31358	Kiss		202000	CV99	NR	NR	6,799
	Rest-		202000	CF05	NR	NR	22,140
	S-67		202000	CF02	NR	NR	2,563
	A -		202000	CF05	NR	NR	1,500
	Oil &						
	Lubes						
31360	Kiss						
	Rest-						
	S-68						
	A -						
	Oil &						
	Lubes						
31362	Kiss						
	Rest-						
	S-83						
	A -						
	Oil &						
	Lubes						
31361	Kiss						
	Rest-						
	S-84						
	A -						
	Oil &						
	Lubes						
31366	Lakeside						
	Ranch N -						
	Oil & Lubes						
31364	Lakeside						
	Ranch						
	S -						
	(191A						
	)- Oil						
	&						
	Lubes						

19.00      Total

540040 - Oper Expense - Inventory Oils/Lubricants/Solvents

\$48,726

---

---

---

---

---





-44 Rest-S-67A - Chainlink/Barbwire						
Reservoir	31467 Kiss Rest-S-67A - Weed Traps / Barrier	202000	CG01	NR	NR	2,000
PS -	31470 Kiss Rest-S-68A - Chainlink / Barbwire	202000	CK01	NR	NR	57,957
Construct		202000	P107	100548	NR	5,655
Materials		202000	P107	100548	NR	2,500
		202000	CO03	NR	NR	1,844
17577	Field Station	202000	CG01	NR	NR	1,000
	Maintenance	202000	CF02	NR	NR	75
		202000	CF02	NR	NR	360
		202000	CF02	NR	NR	550
31482	IRL-S	202000	CF02	NR	NR	75
	Sec C	202000	CF02	NR	NR	360
	-	202000	CF02	NR	NR	75
	Access	202000	CF02	NR	NR	360
	Maint	202000	CF02	NR	NR	75
31464	Kiss Rest-S-65 DX1 - Chainlink / Barbwire					
31465	Kiss Rest-S-65 DX1 - Weed Traps / Barrier					
31463	Kiss Rest-S-65DX2 - General/ Building Mai					
31468	Kiss Rest-S-67 - Chainlink / Barbwire					
31469	Kiss Rest-S-67 - Weed Traps / Barrier					
31466	Kiss					

5110171100 OKEECHOBEE FIELD STATION

Qty	Item	Name	Fund	FuncArea	FPrgr	Grant	Amount
1.00	31471	Kiss Rest-S-68A - Weed Traps / Barrier	20200	CF02	NR	NR	360
1.00	31474	Kiss Rest-S-83A - Chainlink / Barbwire	0	CF02	NR	NR	75
1.00	31462	Kiss Rest-S-83A - Fuel	20200	CF02	NR	NR	1,000
1.00	31475	Kiss Rest-S-83A - Weed Traps/Barrier	0	CF02	NR	NR	360
1.00	31472	Kiss Rest-S-84A - Chainlink / Barbwire	20200	CF02	NR	NR	<del>75</del>
1.00	31473	Kiss Rest-S-84A - Weed Traps/Barrier	0	CF02	NR	NR	360
1.00	31481	Lakeside Ranch N - Construction Material	20200	CG01	NR	NR	1,200
1.00	31480	Lakeside Ranch N - Shell / Riprap	0	CG01	NR	NR	3,125
1.00	31477	Lakeside Ranch S - (191A) Constr Matrl	20200	CF02	NR	NR	2,025
1.00	31479	Lakeside Ranch S - Construction Material	0	CF02	NR	NR	2,200
1.00	31478	Lakeside Ranch S - Construction Material	20200	CG01	NR	NR	6,185
1.00	17576	Levee Maintenance	0	CG01	NR	NR	<del>50,572</del>
1.00	17581	Pump Station Maintenance	20200	CF05	NR	NR	809
1.00	17580	Structure Maintenance	0	CF02	NR	NR	7,576
1.00	17579	Telemetry Maintenance	20200	CJ05	NR	NR	441
1.00	31436	Ten Mile Creek - Construction Material	0	CG01	NR	NR	2,500
1.00	31437	Ten Mile Creek - Construction Materials	20200	CF05	NR	NR	1,500
			20200				
			0				
			20200				
			0				
			20200				
			0				
			20200				
			0				
			20200				
			0				
			20200				
			0				
			20200				
			0				
			20200				
			0				
31.00	Total	541300 - Oper Expense - Construction Materials					\$153,249
	1.00					R	o
	1.00					e	i
1.00	1.00			31494	C	s	r
1.00	1.00				-	e	P
1.00	1.00				4	r	S
1.00	1.00				4	v	-

	District								
	Uniforms	202000		P107	1005	NR	1,5		
		202000		CF01	48	NR	45		
17632	Construction	202000		CF05	N	NR	1,6		
		202000			R		19		
		202000		CF02	N	NR	1,5		
31496	Lakeside Ranch S - (191A) Dist. Uniforms	202000		CG01	R	NR	45		
		202000		CE02	N	NR	7		
		202000		CG03	R	NR	7		
		202000		CF05	N	NR	0		
		202000		CF02	R	NR	2,5		
		202000		CF05	N	NR	88		
31495	Lakeside Ranch S - Uniforms				R		7		
					N		1		
					R		0		
					N		4		
					R		1		
					N		0		
17631	Levee Maintenance				R		1,9		
					N		69		
17630	Movement of Water				R		2,3		
							18		
17629	Mowing						5		
							0		
17636	Pump Station Maintenance						0		
17635	Structure Maintenance								
31490	Ten Mile Creek - District Uniforms								
10.00	Total	541301	- Oper Expense - District Uniforms						\$13,974
1.00	20967 Safety Boots			202000	CF02	NR	NR		1,000



int						
17764 Aquatic Plant Control - Fleet	202000	CV05	N	NR	2,000	
	202000	CV09	R	NR	0	
	202000	CI03	N	NR	0	
	202000	P107	R	NR	0	
	202000	P107	N	NR	2,57	
17763 Automotive-Depts Outside	202000	P107	R	NR	7	
	202000	P107	1005	NR	4	
	202000	CV11	48	NR	19,939	
31597 C-44 Canal - Fleet/Equip Maint			1005		93	
			48		9	
			1005		4,000	
			48		0	
				N	0	
				R	0	
31596 C-44 Reservoir PS - Fleet/Equip Maint					3,750	
31598 C-44 STA - Fleet/Equip Maint					3,750	
17774 Compliance / Enforcement - Fleet					2,401	

5110171100 OKEECHOBEE FIELD STATION

Qty	Item	Name	Fund	FuncArea	FPrgr	Grant	Amount
1.00	17773	Construction - Fleet	20200	CV02	NR	NR	30,901
1.00	17772	Dredging - Fleet	0	CV07	NR	NR	5,110
1.00	17771	Equip & Infrastructure Maint - Fleet	20200	AV02	NR	NR	70,285
1.00	31600	Lakeside Ranch N - Fleet/Equip Maint	0	CV04	NR	NR	9,440
1.00	31599	Lakeside Ranch S - Fleet/Equip Maint	20200	CV03	NR	NR	7,350
1.00	17769	Levee Maintenance - Fleet	0	CV05	NR	NR	86,240
1.00	17768	O&M Fleet Overhead	20200	CV99	NR	NR	9,921
1.00	17767	Other Equipment Maintenance	0	CI04	NR	NR	13,786
1.00	17781	Pump Station Maintenance - Fleet	0	CV04	NR	NR	2,401
1.00	17780	Pumping Operations - Fleet	20200	CV01	NR	NR	11,170
1.00	17779	Structure Maintenance - Fleet	0	CV03	NR	NR	27,266
1.00	17778	Telemetry Maintenance - Fleet	20200	CV08	NR	NR	15,555
1.00	17777	Terrestrial Plant Control - Fleet	0	CV10	NR	NR	1,000
			0				
			20200				
			0				
			20200				
			0				
			20200				
			0				
			20200				
			0				
			20200				
			0				
20.00	Total	541502 - Oper Expense - Parts,Supp - Fleet					\$328,839
1.00	31611	C-44 Reservoir PS - Building/Grounds P&S	202000	P107	100548	NR	1,545
1.00	31612	C-44 Tower - Telemetry Building Maint	202002	CJ05		NR 3004	1,200
1.00	17837	Field Station Maintenance	202000	CO03		NR NR	27,119
1.00	17840	Pump Station Maintenance	202000	CF05		NR NR	1,975
1.00	17839	Structure Maintenance	202000	CF02		NR NR	831
1.00	17838	Telemetry Maintenance	202000	CJ05		NR NR	3,441
6.00	Total	541503 - Oper Expense - Parts,Supp - Build & Ground Equip					\$36,111

1.00						
1.00						
1.00	31652 C-44 Reservoir PS - Electrical P&S	202000	P107	100548	NR	15,300
1.00	17870 Field Station Maintenance	202000	CO03		NR NR	6,403
1.00	31659 Lakeside Ranch N - Electrical P&S	202000	CF05		NR NR	22,220
1.00	31658 Lakeside Ranch S - (191A) - Elect P&S	202000	CF05		NR NR	11,700
1.00	17873 Pump Station Maintenance	202000	CF05		NR NR	45,393
1.00	17872 Structure Maintenance	202000	CF02		NR NR	15,957
1.00	17871 Telemetry Maintenance	202000	CJ05		NR NR	282
	31629 Ten Mile Creek - Electrical P&S	202000	CF05		NR NR	10,000

Total Operating Expenses

---



---



---

5110171100 OKEECHOBEE FIELD STATION

Qty	Item	Name	Fund	FuncArea	FPrgr	Grant	Amount
8.00	Total	541505 - Oper Expense - Parts,Supp - Electrical/Electronic					\$127,255
1.00	31707	Lakeside Ranch S - (191A) Office Supply	202000	CF05	NR	NR	235
1.00	17895	O&M Program Support	202000	CZ99	NR	NR	3,264
2.00	Total	541510 - Oper Expense - Parts,Supp - Office					\$3,499
1.00	17912	Field Station Maintenance	202000	CO03	NR	NR	1,928
1.00	17911	Levee Maintenance	202000	CG01	NR	NR	327
1.00	17914	Pump Station Maintenance	202000	CF05	NR	NR	4,514
1.00	17913	Structure Maintenance	202000	CF02	NR	NR	290
4.00	Total	541511 - Oper Expense - Parts and Supplies Security Equipment					\$7,059
1.00	31732	Allapattah Rest - Parts & Supplies	202000	CF02	NR	NR	1,000
1.00	31748	C-44 Reservoir PS - Parts & Supplies	202000	P107	100548	NR	18,000
1.00	31750	C-44 STA - M&R Gates	202000	P107	100548	NR	5,000
1.00	31778	IRL-S Sec C - Pump Maint P&S	202000	CE03	NR	NR	850
1.00	31761	Kiss Rest-S-65DX1 - General/Building Mai	202000	CF02	NR	NR	550
1.00	31773	Kiss Rest-S-65DX1 - SCADA / Telemetry	202000	CF02	NR	NR	475
1.00	31760	Kiss Rest-S-65DX1 - Signs	202000	CF02	NR	NR	100
1.00	31758	Kiss Rest-S-65DX2 - Chainlink / Barbwire	202000	CF02	NR	NR	75
1.00	31772	Kiss Rest-S-65DX2 - SCADA / Telemetry	202000	CF02	NR	NR	475
1.00	31759	Kiss Rest-S-65DX2 - Signs	202000	CF02	NR	NR	100
1.00	31765	Kiss Rest-S-67 - General/Building Maint	202000	CF02	NR	NR	550
1.00	31754	Kiss Rest-S-67 - SCADA / Telemetry	202000	CF02	NR	NR	475
1.00	31764	Kiss Rest-S-67 - Signs	202000	CF02	NR	NR	100
1.00	31763	Kiss Rest-S-67A - General/Building Maint	202000	CF02	NR	NR	550
1.00	31753	Kiss Rest-S-67A - SCADA / Telemetry	202000	CF02	NR	NR	475
1.00	31762	Kiss Rest-S-67A - Signs	202000	CF02	NR	NR	100
1.00	31767	Kiss Rest-S-68A - General/Building Maint	202000	CF02	NR	NR	550
1.00	31755	Kiss Rest-S-68A - SCADA / Telemetry	202000	CF02	NR	NR	475
1.00	31766	Kiss Rest-S-68A - Signs	202000	CF02	NR	NR	100
1.00	31771	Kiss Rest-S-83A - General/Building Maint	202000	CF02	NR	NR	550



5110171100 OKEECHOBEE FIELD STATION

Qty	Item	Name	Fund	FuncArea	FPrgr	Grant	Amount
1.00	31757	Kiss Rest-S-83A - Scada/Telemetry	20200	CF02	NR	NR	475
1.00	31770	Kiss Rest-S-83A - Signs	0	CF02	NR	NR	100
1.00	31769	Kiss Rest-S-84A - General/Building Maint	20200	CF02	NR	NR	550
1.00	31756	Kiss Rest-S-84A - SCADA / Telemetry	0	CF02	NR	NR	475
1.00	31768	Kiss Rest-S-84A - Signs	20200	CF02	NR	NR	100
1.00	15381	Kissimmee River Program Support	0	FZ00	NR	NR	3,850
1.00	31777	Lakeside Ranch N - Parts & Supplies	20200	CF05	NR	NR	10,000
1.00	31776	Lakeside Ranch N - Parts & Supplies	0	CF02	NR	NR	10,000
1.00	31775	Lakeside Ranch S - (191A) Parts & Suppl	0	CF05	NR	NR	800
1.00	31774	Lakeside Ranch S - (191A) SCADA/Telemetry	20200	CJ05	NR	NR	700
1.00	17939	Pump Station Maintenance	0	CF05	NR	NR	73,163
1.00	17938	Structure Maintenance	20200	CF02	NR	NR	56,550
1.00	31727	Ten Mile Creek - Parts & Supplies	0	CF05	NR	NR	10,000
1.00	31726	Ten Mile Creek- Building/Ground P&S	0	CF02	NR	NR	500
			20200				
			0				
			20200				
			0				
			20200				
			0				
			20200				
			0				
			20200				
			0				
			20200				
			0				
34.00	Total	541512 - Oper Expense - Parts and Supplies Water Control Structure					\$197,813
1.00	25999	Canal Maintenance	202000	CG05	NR	NR	4,500
1.00	20006	Construction	202000	CF01	NR	NR	8,500
1.00	20005	Levee Maintenance	202000	CG01	NR	NR	10,500
3.00	Total	541515 - Oper Expense - Parts, Supp - Canal Levee					\$23,500
	1.00				C		1
	1.00				C	0	0
1.00					1	0	0

0

1.00

31798 C-44 Reservoir - Equip Rental Levee	202000 P107	100548	NR	5,000
31799 C-44 Reservoir PS - Equip Rental PS	202000 P107	100548	NR	2,500
17965 Field Station Maintenance	202000 CO03	NR	NR	450
31800 Lakeside Ranch N - Rental Equipment	202000 CF05	NR	NR	1,545
<del>31802 Lakeside Ranch S - (191A) Equip Rental</del>	<del>202000 CF05</del>	<del>NR</del>	<del>NR</del>	<del>1,500</del>
17961 Levee Maint / Mech Veg Grinder	202000 CG01	NR	NR	12,914
17966 Structure Maintenance	202000 CF02	NR	NR	1,207
31795 Ten Mile Creek - Equipment Rental (PS)	202000 CF05	NR	NR	1,200

8.00 Total 541600 - Oper Expense - Rent/Lease Equipment \$26,316

---

5110171100 OKEECHOBEE FIELD STATION

Qty	Item	Name	Fund	FuncArea	FPrG	Grant	Amount
1.00	18009	Aquatic Plant Control	20200	CK01	NR	NR	142
1.00	18013	Construction	0	CF01	NR	NR	142
1.00	18012	Levee Maintenance	20200	CG01	NR	NR	191
1.00	18011	Other Equipment Maintenance	0	CI04	NR	NR	143
1.00	18016	Structure Maintenance	20200	CF02	NR	NR	333
			0				
			20200				
			0				
			20200				
			0				
5.00	Total	542400 - Oper Expense - Professional Licenses					\$951
1.00	31862	C-44 Reservoir PS - Permits & Fees	202000	P107	100548	NR	155
1.00	18033	Field Station Maintenance	202000	CO03	NR	NR	135
1.00	18032	Levee Maintenance	202000	CG01	NR	NR	270
1.00	31823	Ten Mile Creek - Permits & Fees	202000	CF05	NR	NR	350
4.00	Total	543301 - Oper Expense - Permits & Fees					\$910
1.00	31873	C-44 Reservoir PS - Waste Disposal Fees	202000	P107	100548	NR	515
1.00	31877	Lakeside Ranch S - (191A) Waste Disposal	202000	CF05	NR	NR	115
1.00	18046	Levee Maintenance	202000	CG01	NR	NR	3,704
1.00	31869	Ten Mile Creek - Waste Disposal Fees	202000	CF05	NR	NR	150
4.00	Total	543302 - Oper Expense - Waste Disposal Fees					\$4,484
1.00	18056	O&M Program Support	202000	CZ99	NR	NR	180
1.00	Total	543600 - Oper Expense - Postage					\$180
1.00	31879	Allapattah Rest - Electric	202000	CF02	NR	NR	300

1.00 Total

543700 - Oper Expense - Utilities

\$300

---

---

---

---

5110171100 OKEECHOBEE FIELD STATION

Qty	Item	Name	Fund	FuncArea	FPrgr	Grant	Amount
1.00	31903	C-44 Canal - Electric	202002	CE03	NR	3004	575
1.00	31902	C-44 Reservoir PS - Electric Costs	22500	P107	100548	NR	900,000
1.00	31905	C-44 STA - Electric Costs	0	P107	100548	NR	3,780
1.00	15380	Field Station Maintenance	22500	CO03	NR	NR	46,500
1.00	31910	Kiss Rest-S-65DX1 - Electrical Service	0	CF02	NR	NR	850
1.00	31909	Kiss Rest-S-65DX2 - Electrical Service	20200	CF02	NR	NR	850
1.00	31912	Kiss Rest-S-67 - Electrical Service	0	CF02	NR	NR	685
1.00	31911	Kiss Rest-S-67A - Electrical Service	20200	CF02	NR	NR	170
1.00	31913	Kiss Rest-S-68A - Electrical Service	0	CF02	NR	NR	850
1.00	31915	Kiss Rest-S-83A - Electrical Service	20200	CF02	NR	NR	850
1.00	31914	Kiss Rest-S-84A - Electrical Service	0	CF02	NR	NR	850
1.00	31918	Lakeside Ranch N - Electric	20200	CE03	NR	NR	43,450
1.00	31916	Lakeside Ranch S - (191A) Elect Service	0	CE03	NR	NR	200,000
1.00	31917	Lakeside Ranch S - Electric Costs	20200	CE03	NR	NR	1,125
1.00	15383	Movement of Water	0	CE02	NR	NR	48,000
1.00	15384	Pumping Operations	20200	CE03	NR	NR	205,000
1.00	15918	Telemetry Maintenance	0	CJ05	NR	NR	18,000
1.00	31882	Ten Mile Creek - Electric Costs	20200	CE03	NR	NR	35,000
			0				
			20200				
			0				
			20200				
			0				
			20200				
			0				
			20200				
			0				
			20200				
			0				
			20200				
			0				
18.00	Total	543701 - Oper Expense - Electrical Service					\$1,506,535
1.00	1.00						
1.00			18063	F	S	n	n
1.00				i	t	t	c
				e	a	e	e

18064 Pump Station Maintenance	202000	CO03	NR	NR	4,092
	202000	CF05	NR	NR	67
	202000	CE03	NR	NR	4
25998 Pumping Operations					1,500

3.00 Total 543702 - Oper Expense - Water/Sewer Service \$6,266

1.00	31929 C-44 Reservoir PS - Freight	202000	P107	100548	NR	300
1.00	18073 O&M Program Support	202000	CZ99	NR	NR	1,000
1.00	31924 Ten Mile Creek- Freight	202000	CF05	NR	NR	300

3.00 Total 543800 - Oper Expense - Freight \$1,600

5110171100 OKEECHOBEE FIELD STATION

Qty	Item	Name	Fund	FuncArea	FPrgr	Grant	Amount
		Total Operating Expenses					\$4,149,026
1.00	31971	Lakeside Ranch S - (191A) Computers	402000	CF05	NR	NR	3,000
1.00		Total 589340 - Capital Outlay - Equipment Water Measurement					\$3,000
		Total Capital - Operating					\$3,000
		Total OKEECHOBEE FIELD STATION					\$13,147,227

5111172000 ST. CLOUD FIELD STATION

Qty	Item	Name	Fund	FuncArea	FPrgr	Grant	Amount
21.00	Total	510100 - Salaries and Wages - Regular					\$1,186,184
7.00	Total	511100 - Salaries and Wages - Overtime					\$46,551
28.00	Total	520900 - Fringe Benefits - FICA Taxes Employer Share					\$94,305
28.00	Total	521010 - Fringe Benefits - FRS Retirement Contrib					\$160,122
21.00	Total	521110 - Fringe Benefits - Medical Insurance					\$348,864
21.00	Total	521120 - Fringe Benefits - Dental Insurance					\$25,620
21.00	Total	521130 - Fringe Benefits - Vision Insurance					\$2,879
21.00	Total	521140 - Fringe Benefits - Accidental Death Dismemberment					\$309
21.00	Total	521150 - Fringe Benefits - Long-Term Disability					\$4,200
21.00	Total	521160 - Fringe Benefits - Life Insurance					\$5,132
	Total	Personal Services					\$1,874,166



5111172000 ST. CLOUD FIELD STATION

Qty	Item	Name	Fund	FuncArea	FPrgr	Grant	Amount
1.00	17171	Structure Maintenance	20200 0	CF02	NR	NR	1,633
1.00	Total	530106 - Cont Serv - Alligator Protection Services					\$1,633
1.00	17211	Terrestrial Plant Control	101003	CK03	NR	NR	30,650
1.00	30056	Terrestrial Plant Control	204001	CK03	NR	NR	32,703
2.00	Total	530301 - Cont Serv - Terrestrial Spraying					\$63,353
1.00	17218	Levee Maintenance	202000	CG01	NR	NR	501
1.00	Total	530401 - Cont Serv - Exotic Nuisance Wildlife					\$501
1.00	17220	Tree Management	202000	CG04	NR	NR	10,314
1.00	Total	530402 - Cont Serv - Tree Management Services					\$10,314
1.00	17228	Mowing	202000	CG03	NR	NR	33,754
1.00	30891	Rolling Meadows - Mowing - Canals/Levees	202000	CG03	NR	NR	2,400
2.00	Total	530403 - Cont Serv - Mowing Canals/Levees					\$36,154
1.00	17246	Field Station Maintenance	202000	CO03	NR	NR	11,300
1.00	17190	Pump Station Maintenance	202000	CF05	NR	NR	4,000
1.00	30929	Rolling Meadows - Mowing - Structures	202000	CF02	NR	NR	2,400
1.00	17245	Structure Maintenance	202000	CF02	NR	NR	16,000

4.00 Total

530404 - Cont Serv - Mowing Field Stations/Pump Stations \$33,700

---

---

---

---

5111172000 ST. CLOUD FIELD STATION

Qty	Item	Name	Fund	FuncArea	FPrgr	Grant	Amount
1.00	17259	Field Station Maintenance	20200	CO03	NR	NR	2,059
1.00	12418	Mobile Crane Inspect - STC	0	CI04	NR	NR	1,500
			20200				0
2.00	Total	530405 - Cont Serv - Equipment Inspections					\$3,559
1.00	17268	Levee Maintenance	202000	CG01	NR	NR	1,096
1.00	Total	530600 - Cont Serv - Maintenance and Repairs					\$1,096
1.00	17284	Pump Station Maintenance	202000	CF05	NR	NR	4,278
1.00	17283	Structure Maintenance	202000	CF02	NR	NR	20,000
2.00	Total	530606 - Cont Serv - Maint & Repairs - District Works					\$24,278
1.00	17350	Aquatic Plant Control - Fleet	202000	CV09	NR	NR	500
1.00	17349	Automotive-Depts Outside	202000	CI03	NR	NR	3,172
1.00	17348	Compliance/Enforcement - Fleet	202000	CV11	NR	NR	396
1.00	17355	Equip & Infrastructure Maint - Fleet	202000	AV02	NR	NR	3,333
1.00	17819	Equip/Infrast Maint-Fleet	202000	AV02	NR	NR	1,115
1.00	17354	Levee Maintenance - Fleet	202000	CV05	NR	NR	30,000
1.00	15791	Shingle Creek Fleet	211025	AA11	NR	NR	1,800
1.00	17359	Structure Maintenance - Fleet	202000	CV03	NR	NR	<del>13,004</del>
8.00	Total	530608 - Cont Serv - Maint & Repairs - Vehicles					\$53,320
1.00	24641	Maintenance Repairs, Environmental	202000	CO03	NR	NR	5,000
		Total					
1.00	Total						

530610 - Cont Serv -  
Maint and Repairs  
Environmental  
\$5,000

---

Contracts

---

---

5111172000 ST. CLOUD FIELD STATION

Qty	Item	Name	Fund	FuncArea	FPrgr	Grant	Amount
1.00	17386	Field Station Maintenance	20200	CO03	NR	NR	12,292
1.00	17385	Structure Maintenance	0	CF02	NR	NR	1,194
1.00	17388	Telemetry Maintenance	20200	CJ05	NR	NR	4,363
			0				
			20200				
			0				
3.00	Total	530611 - Cont Serv - Maint and Repairs Equipment					\$17,849
1.00	30646	Field Station Maintenance	202000	CO03	NR	NR	1,500
1.00	17396	Levee Maintenance	202000	CG01	NR	NR	5,216
2.00	Total	530700 - Cont Serv - Equipment Rentals					\$6,716
1.00	17416	Field Station Maintenance	202000	CO03	NR	NR	58,500
1.00	30644	Structure Maintenance	202000	CF02	NR	NR	1,000
1.00	17419	Telemetry Maintenance	202000	CJ05	NR	NR	1,452
3.00	Total	531100 - Cont Serv - General Maintenance					\$60,952
1.00	17426	Field Station Maintenance	202000	CO03	NR	NR	7,260
1.00	Total	531101 - Cont Serv - Janitorial Services					\$7,260
1.00	17439	Field Station Maintenance	202000	CO03	NR	NR	9,586
1.00	Total	531102 - Cont Serv - Security Services					\$9,586
1.00	1.00				l	a	n
1.00	1.00				d	i	a
1.00			17472	F	S	n	n
1.00				i	t	t	c
				e	a	e	e

17471 Land Stewardship					
Fleet	202000	CO03	NR	NR	1,4
Overhead	202000	AV99	NR	NR	25
17470 O&M					
Fleet	202000	CV99	NR	NR	14
Overhead	202000	CF02	NR	NR	56
<hr/>					1
17469					
Structure					4
Maintenance					3

---

5111172000 ST. CLOUD FIELD STATION

Qty	Item	Name	Fund	FuncArea	FPrgr	Grant	Amount
4.00	Total	531103 - Cont Serv - Waste Disposal Services					\$1,638
	Total	Contracts					\$336,909
1.00	19970	Terrestrial Plant Control	10100 3	CK03	NR	NR	61
1.00	Total	540010 - Oper Expense - Inventory Chemicals					\$61
1.00	15376	Aquatic Plant Control - Fleet		CV09	NR	NR	5,000
1.00	15438	Automotive - Depts Outside O&M	20200 0	CI03	NR	NR	22,963
1.00	15375	Compliance / Enforcement - Fleet	20200	CV11	NR	NR	1,000
1.00	15440	Equip & Infrastructure Maint - Fleet	0	AV02	NR	NR	3,000
1.00	15378	Levee Maintenance	20200	CV05	NR	NR	55,000
1.00	15377	Structure Maintenance - Fleet	0	CV03	NR	NR	22,000
			20200 0				
			20200 0				
			20200 0				
6.00	Total	540030 - Oper Expense - Inventory Other Fuels					\$108,963
1.00	30642	Equip & Infrastructure Maint - Fleet	202000	AV02	NR	NR	800
1.00	17514	Land Stewardship Fleet Overhead	202000	AV99	NR	NR	499
1.00	17513	O&M Fleet Overhead	202000	CV99	NR	NR	1,972
1.00	17512	Pump Station Maintenance	202000	CF05	NR	NR	75
1.00	17511	Structure Maintenance	202000	CF02	NR	NR	2,000
5.00	Total	540040 - Oper Expense - Inventory Oils/Lubricants/Solvents					\$5,346
1.00	30641	Equip & Infrastructure Maint - Fleet	202000	AV02	NR	NR	200
1.00	17524	O&M Program Support	202000	CZ99	NR	NR	2,754
1.00	17932	Structure Maintenance	202000	CF02	NR	NR	3,600

3.00 Total

540050 - Oper Expense - Inventory Parts and Supplies \$6,554

Total Operating Expenses

---

---

---



5111172000 ST. CLOUD FIELD STATION

Qty	Item	Name	Fund	FuncArea	FPrgr	Grant	Amount
1.00	17536	Land Stewardship Fleet Overhead	20200	AV99	NR	NR	29
1.00	17535	O&M Fleet Overhead	0	CV99	NR	NR	113
			20200				
			0				
2.00	Total	541100 - Oper Expense - Books/Subscriptions					\$142
1.00	17556	Structure Maintenance	202000	CF02	NR	NR	1,501
1.00	17558	Telemetry Maintenance	202000	CJ05	NR	NR	601
2.00	Total	541200 - Oper Expense - Liquid Propane Fuel					\$2,102
1.00	17596	Aquatic Plant Control	202000	CK01	NR	NR	10,584
1.00	17603	Field Station Maintenance	202000	CO03	NR	NR	1,291
1.00	17602	Levee Maintenance	202000	CG01	NR	NR	10,239
1.00	17601	Pump Station Maintenance	202000	CF05	NR	NR	75
1.00	31435	Rolling Meadows - Construction Materials	202000	CG01	NR	NR	1,350
1.00	17600	Structure Maintenance	202000	CF02	NR	NR	3,631
1.00	17607	Telemetry Maintenance	202000	CJ05	NR	NR	430
7.00	Total	541300 - Oper Expense - Construction Materials					\$27,600
1.00	17655	Aquatic Plant Control	202000	CK01	NR	NR	226
1.00	17662	Levee Maintenance	202000	CG01	NR	NR	600
1.00	17661	Movement of Water	202000	CE02	NR	NR	3,327
1.00	17660	Structure Maintenance	202000	CF02	NR	NR	700
4.00	Total	541301 - Oper Expense - District Uniforms					\$4,853
1.00	20968	Safety Boots	202000	CF02	NR	NR	4,000

1.00 Total

541302 - Oper Expense - Safety Shoes

\$4,000

---

---

---

5111172000 ST. CLOUD FIELD STATION

Qty	Item	Name	Fund	FuncArea	FPrgr	Grant	Amount
1.00	17718	Aquatic Plant Control	20200	CK01	NR	NR	252
1.00	17726	Land Stewardship Fleet Overhead	0	AV99	NR	NR	171
1.00	17725	Levee Maintenance	20200	CG01	NR	NR	1,500
1.00	17724	Movement of Water	0	CE02	NR	NR	500
1.00	17723	O&M Fleet Overhead	20200	CV99	NR	NR	3,176
1.00	17722	Structure Maintenance	0	CF02	NR	NR	4,567
			0				
			20200				
			0				
			20200				
			0				
6.00	Total	541400 - Oper Expense - Tools/Equipment/PPE					\$10,166
1.00	17737	Levee Maintenance	202000	CG01	NR	NR	799
1.00	Total	541501 - Oper Expense - Parts,Supp - Agricultural					\$799
1.00	17813	Aquatic Plant Control - Fleet	202000	CV09	NR	NR	3,000
1.00	17812	Automotive-Depts Outside	202000	CI03	NR	NR	6,658
1.00	17811	Compliance/Enforcement - Fleet	202000	CV11	NR	NR	559
1.00	17820	Equip & Infrastructure Maint - Fleet	202000	AV02	NR	NR	17,985
1.00	17818	Levee Maintenance - Fleet	202000	CV05	NR	NR	19,500
1.00	17817	O&M Fleet Overhead	202000	CV99	NR	NR	4,500
1.00	15792	Shingle Creek Fleet	211025	AA11	NR	NR	700
1.00	17825	Structure Maintenance - Fleet	202000	CV03	NR	NR	11,000
8.00	Total	541502 - Oper Expense - Parts,Supp - Fleet					\$63,902
1.00	17856	Field Station Maintenance	202000	CO03	NR	NR	17,566
1.00	17855	Pump Station Maintenance	202000	CF05	NR	NR	73
1.00	17854	Structure Maintenance	202000	CF02	NR	NR	547
1.00	17858	Telemetry Maintenance	202000	CJ05	NR	NR	1,568

4.00      Total

541503 - Oper Expense - Parts,Supp - Build & Ground Equip

\$19,754

Total    Operating Expenses

---

---

---

---

---

---

---

---

---

---

5111172000 ST. CLOUD FIELD STATION

Qty	Item	Name	Fund	FuncArea	FPrgr	Grant	Amount
1.00	17888	Field Station Maintenance	20200	CO03	NR	NR	6,510
1.00	31655	G-103 - Electric Service	0	CF02	NR	NR	150
1.00	17887	Pump Station Maintenance	20200	CF05	NR	NR	3,152
1.00	17891	Structure Maintenance	0	CF02	NR	NR	14,027
1.00	17890	Telemetry Maintenance	20200	CJ05	NR	NR	759
			0				
			20200				
			0				
			20200				
			0				
5.00	Total	541505 - Oper Expense - Parts,Supp - Electrical/Electronic					\$24,598
1.00	17899	O&M Program Support	202000	CZ99	NR	NR	2,020
1.00	Total	541510 - Oper Expense - Parts,Supp - Office					\$2,020
1.00	17930	Field Station Maintenance	202000	CO03	NR	NR	2,452
1.00	17929	Levee Maintenance	202000	CG01	NR	NR	842
2.00	Total	541511 - Oper Expense - Parts and Supplies Security Equipment					\$3,294
1.00	31751	G-103 - Parts & Supplies	202000	CF05	NR	NR	2,500
1.00	17948	Pump Station Maintenance	202000	CF05	NR	NR	1,346
1.00	31720	Rolling Meadows - P&S Water Control	202000	CF02	NR	NR	2,520
1.00	17949	Structure Maintenance	202000	CF02	NR	NR	21,515
1.00	17928	Structure Overhaul	202000	CF03	NR	NR	1,423
5.00	Total	541512 - Oper Expense - Parts and Supplies Water Control Structure					\$29,304
1.00	22986	OE P&S Canal Levee	202000	CG01	NR	NR	17,200

1.00 Total

541515 - Oper Expense - Parts, Supp - Canal Levee

\$17,200

Total Operating Expenses

---

\_\_\_\_\_

\_\_\_\_\_

\_\_\_\_\_

\_\_\_\_\_

\_\_\_\_\_

\_\_\_\_\_

\_\_\_\_\_

5111172000 ST. CLOUD FIELD STATION

Qty	Item	Name	Fund	FuncArea	FPrgr	Grant	Amount
1.00	17982	Field Station Maintenance	20200	CO03	NR	NR	375
1.00	17983	Structure Maintenance	0	CF02	NR	NR	3,854
			20200				
			0				
2.00	Total	541600 - Oper Expense - Rent/Lease Equipment					\$4,229
1.00	18059	O&M Program Support	202000	CZ99	NR	NR	2,050
1.00	Total	542100 - Oper Expense - District Travel					\$2,050
1.00	18025	Levee Maintenance	202000	CG01	NR	NR	113
1.00	18027	Structure Maintenance	202000	CF02	NR	NR	113
2.00	Total	542400 - Oper Expense - Professional Licenses					\$226
1.00	18039	Levee Maintenance	202000	CG01	NR	NR	225
1.00	Total	543301 - Oper Expense - Permits & Fees					\$225
1.00	18051	Levee Maintenance	202000	CG01	NR	NR	240
1.00	Total	543302 - Oper Expense - Waste Disposal Fees					\$240
1.00	15398	Field Station Maintenance	202000	CO03	NR	NR	48,000
1.00	15924	Movement of Water	202000	CE02	NR	NR	16,500
1.00	15374	Pumping Operations	202000	CE03	NR	NR	6,000
1.00	15925	Telemetry Maintenance	202000	CJ05	NR	NR	10,000

4.00 Total

543701 - Oper Expense - Electrical Service

\$80,500

---

---

---

---

---



5111172000 ST. CLOUD FIELD STATION

Qty	Item	Name	Fund	FuncArea	FPrgr	Grant	Amount
1.00	18069	Field Station Maintenance	20200 0	CO03	NR	NR	17,306
1.00		Total 543702 - Oper Expense - Water/Sewer Service					\$17,306
1.00	30643	Equip & Infrastructure Maint - Fleet	202000	AV02	NR	NR	200
1.00	30647	Field Station Maintenance-Freight	202000	CO03	NR	NR	500
1.00	18077	O&M Program Support	202000	CZ99	NR	NR	2,847
1.00	30645	Structure Maintenance-Freight	202000	CF02	NR	NR	500
4.00		Total 543800 - Oper Expense - Freight					\$4,047
		Total Operating Expenses					\$439,481
		Total ST. CLOUD FIELD STATION					\$2,650,556

5210173000 FIELD OPERATIONS BUREAU - REGION 3

Qty	Item	Name	Fund	FuncArea	FPrgr	Grant	Amount
2.00	Total	510100 - Salaries and Wages - Regular					\$177,986
2.00	Total	520900 - Fringe Benefits - FICA Taxes Employer Share					\$13,616
2.00	Total	521010 - Fringe Benefits - FRS Retirement Contrib					\$21,198
2.00	Total	521110 - Fringe Benefits - Medical Insurance					\$37,535
2.00	Total	521120 - Fringe Benefits - Dental Insurance					\$2,440
2.00	Total	521130 - Fringe Benefits - Vision Insurance					\$274
2.00	Total	521140 - Fringe Benefits - Accidental Death Dismemberment					\$28
2.00	Total	521150 - Fringe Benefits - Long-Term Disability					\$400
2.00	Total	521160 - Fringe Benefits - Life Insurance					\$479
	Total	Personal Services					\$253,956
	Total	FIELD OPERATIONS BUREAU - REGION 3					\$253,956

5210173100 WEST PALM BEACH FIELD STATION

Qty	Item	Name	Fund	FuncArea	FPrgr	Grant	Amount
97.0 0	Total	510100 - Salaries and Wages - Regular					\$5,392,309
8.00	Total	511100 - Salaries and Wages - Overtime					<u>\$256,722</u>
105.00	Total	520900 - Fringe Benefits - FICA Taxes Employer Share					<del>\$432,156</del>
105.00	Total	521010 - Fringe Benefits - FRS Retirement Contrib					\$718,494
97.0 0	Total	521110 - Fringe Benefits - Medical Insurance					\$1,594,190
	Total	521120 - Fringe Benefits - Dental Insurance					\$118,340
97.0 0	Total	521130 - Fringe Benefits - Vision Insurance					<u>\$13,317</u>
97.0 0	Total	521140 - Fringe Benefits - Accidental Death Dismemberment					\$1,451
97.0 0	Total	521150 - Fringe Benefits - Long-Term Disability					\$19,400
	Total	521160 - Fringe Benefits - Life Insurance					\$23,828
97.0 0							
97.0 0							
	Total	Personal Services					<u>\$8,570,207</u>

5210173100 WEST PALM BEACH FIELD STATION

Qty	Item	Name	Fund	FuncArea	FPrgr	Grant	Amount
1.00	30770	RS STA 1W2 - Dive Services	21700	BB47	NR	NR	14,000
			0				
1.00	Total	530104 - Cont Serv - Diving Services					\$14,000
1.00	17167	Pump Station Maintenance	202000	CF05	NR	NR	1,259
1.00	17172	Pump Station Maintenance	217000	BB47	NR	NR	1,201
1.00	30778	RS L-8 Reservoir - Alligator Protection	217000	BB45	NR	NR	700
1.00	30776	RS STA 1W1 - Alligator Protection Srvs	217000	BB45	NR	NR	1,200
1.00	30777	RS STA 1W2 - Gator Services (Rev)	217000	BB47	NR	NR	1,400
1.00	17168	Structure Maintenance	202000	CF02	NR	NR	1,349
1.00	17166	Structure Maintenance	217000	BB45	NR	NR	5,000
7.00	Total	530106 - Cont Serv - Alligator Protection Services					\$12,109
1.00	30788	Corbett Levee PH1 - Grading (Rev)	202000	CG01	NR	NR	9,500
1.00	30787	Corbett Levee PH2 - Grading (Rev)	202000	CG01	NR	NR	4,530
1.00	17176	Levee Maintenance	217000	BB50	NR	NR	63,888
1.00	30784	RS STA 1W1 - Road Grading (Rev)	217000	BB50	NR	NR	11,000
1.00	30785	RS STA 1W2 - Grading (Rev)	217000	BB47	NR	NR	19,344
5.00	Total	530116 - Cont Serv - Road Grading Services					\$108,262
1.00	17186	Pump Station Maintenance	202000	CF05	NR	NR	12,141
1.00	17191	Pump Station Maintenance	217000	BB47	NR	NR	21,457
1.00	17187	Structure Maintenance	202000	CF02	NR	NR	971
1.00	17185	Structure Maintenance	217000	BB45	NR	NR	1,028
4.00	Total	530120 - Cont Serv - Electrical Services					\$35,597
1.00					m	n	n
					p	M	t
1.00			17195	P	S	a	e
				u	t	i	n

ance

17197	Pump								
	Statio	202000	CF05	NR	NR	3,			
	n	217000	BB47	NR	NR	5			
	Maint					9			
	enanc					7			
	e					10,			
<hr/>							72		
							3		

---

---

---

5210173100 WEST PALM BEACH FIELD STATION

Qty	Item	Name	Fund	FuncArea	FPrgr	Grant	Amount
2.00	Total	530121 - Cont Serv - Water and Sewer Services					\$14,320
1.00	18234	Aquatic Plant Control	101003	CK01	NR	NR	8,340
1.00	17200	Aquatic Plant Control	225000	CK01	NR	NR	41,689
1.00	30814	RS L-8 Reservoir - Aquatic Spray (Rev)	217000	BB66	NR	NR	<u>13,475</u>
3.00	Total	530300 - Cont Serv - Aquatic Spraying					\$63,504
1.00	30873	Corbett Levee PH1 - Terrestrial Spraying	202000	CK03	NR	NR	800
1.00	30875	Corbett Levee PH2 - Terrestrial Spraying	202000	CK03	NR	NR	1,100
1.00	30838	RS L-8 Reservoir - Terr Spray (Rev)	217000	BB68	NR	NR	13,475
1.00	30831	RS STA 1W1 - STA Aquatic Spraying	217000	BB66	NR	NR	<u>8,000</u>
1.00	30830	RS STA 1W1 - STA Terrestrial Spraying	217000	BB68	NR	NR	24,000
1.00	30833	RS STA 1W2 - STA Aquatic Spraying	217000	BB66	NR	NR	8,000
1.00	30832	RS STA 1W2 - STA Terrestrial Spraying	217000	BB68	NR	NR	30,000
1.00	18235	Terrestrial Plant Control	101003	CK03	NR	NR	16,675
1.00	17208	Terrestrial Plant Control	217000	BB68	NR	NR	20,587
1.00	17209	Terrestrial Plant Control	225000	CK03	NR	NR	<del>62,822</del>
1.00	27611	Terrestrial Plant Control	202000	CK03	NR	NR	20,565
11.00	Total	530301 - Cont Serv - Terrestrial Spraying					\$206,024
1.00	17219	Levee Maintenance	217000	BB50	NR	NR	1,029
1.00	Total	530401 - Cont Serv - Exotic Nuisance Wildlife					\$1,029
1.00	30917	Corbett Levee PH1 - Flat Mow Con (Rev)	202000	CG03	NR	NR	1,500
1.00	30916	Corbett Levee PH1 - Side Slope Mow (Rev)	202000	CG03	NR	NR	9,900
1.00	30920	Corbett Levee PH2 - Flat Mow Con (Rev)	202000	CG03	NR	NR	400
1.00	30919	Corbett Levee PH2 - Side Slope Mow (Rev)	202000	CG03	NR	NR	12,745
1.00	17229	Mowing	217000	BB51	NR	NR	<del>174,960</del>
1.00	17226	Mowing	202000	CG03	NR	NR	172,864

5210173100 WEST PALM BEACH FIELD STATION

Qty	Item	Name	Fund	FuncArea	FPrgr	Grant	Amount
1.00	30898	RS L-8 Reservoir - CS Flat Mowing (Rev)	21700	BB51	NR	NR	8,000
1.00	30897	RS L-8 Reservoir - CS Slope Mowing (Rev)	0	BB51	NR	NR	25,000
1.00	30889	RS STA 1W1 - Flat Mowing Contract (Rev)	21700	BB51	NR	NR	19,865
1.00	30888	RS STA 1W1 - Side Slope Mowing Con	0	BB51	NR	NR	36,300
1.00	30890	RS STA 1W2 - Mowing Canals/Levees (Rev)	21700	BB47	NR	NR	3,500
			0				
			21700				
			0				
			21700				
			0				
11.00	Total	530403 - Cont Serv - Mowing Canals/Levees					\$465,034
1.00	17238	Field Station Maintenance	202000	CO03	NR	NR	5,985
1.00	17237	Pump Station Maintenance	202000	CF05	NR	NR	9,937
1.00	17247	Pump Station Maintenance	217000	BB47	NR	NR	16,720
1.00	30930	RS L-8 Reservoir - Lawn Maint PS & Divid	217000	BB47	NR	NR	4,600
1.00	30928	RS STA 1W2 - Mowing Structures (Rev)	217000	BB47	NR	NR	2,280
1.00	17240	Structure Maintenance	202000	CF02	NR	NR	18,620
1.00	17239	Telemetry Maintenance	202000	CJ05	NR	NR	2,631
7.00	Total	530404 - Cont Serv - Mowing Field Stations/Pump Stations					\$60,773
1.00	17256	Field Station Maintenance	202000	CO03	NR	NR	9,991
1.00	12419	Mobile Crane Inspect - WPB	202000	CI04	NR	NR	4,300
1.00	17260	Pump Station Maintenance	217000	BB47	NR	NR	5,532
1.00	17255	Pump Station Maintenance	202000	CF05	NR	NR	1,529
1.00	30957	RS L-8 Reservoir - Fire Alarm Monitoring	217000	BB77	NR	NR	850
1.00	30955	RS L-8 Reservoir - PS A/C Maint Inspect	217000	BB47	NR	NR	1,500
1.00	30956	RS L-8 Reservoir - Vibration Analysis	217000	BB47	NR	NR	900
1.00	30954	RS STA 1W2 - Annual Crane Inspections	217000	BB47	NR	NR	900
8.00	Total	530405 - Cont Serv - Equipment Inspections					\$25,502

1.00						
1.00	30977 RS L-8 Reservoir - Fire Extinguisher Svc	217000	BB77	NR	NR	75
1.00	30982 RS L-8 Reservoir - Fire Rescue Inspectio	217000	BB77	NR	NR	225
1.00	30978 RS L-8 Reservoir - General Carpentry Svc	217000	BB77	NR	NR	560
	30981 RS L-8 Reservoir - Machine Shop M&R	217000	BB48	NR	NR	650

---



---



---



---



---



---



---



5210173100 WEST PALM BEACH FIELD STATION

Qty	Item	Name	Fund	FuncArea	FPrgr	Grant	Amount
1.00	30979	RS L-8 Reservoir - Shop Tool Repair	21700	BB47	NR	NR	125
1.00	30980	RS L-8 Reservoir - Shop Trades Support	0	BB47	NR	NR	2,500
1.00	30968	RS STA 1W1 - Fire Extinguisher Service	21700	BB47	NR	NR	80
1.00	30970	RS STA 1W1 - Fire Rescue Inspection	0	BB47	NR	NR	120
1.00	30969	RS STA 1W1 - Shop Tool Repair-SM	21700	BB45	NR	NR	1,815
1.00	30971	RS STA 1W2 - Fire Extinguisher Service	0	BB47	NR	NR	600
1.00	30973	RS STA 1W2 - Fire Rescue Inspection	21700	BB47	NR	NR	120
1.00	30974	RS STA 1W2 - Maintenance and Repairs	0	BB47	NR	NR	5,938
1.00	30972	RS STA 1W2 - Shop Tool Repair-SM	0	BB45	NR	NR	1,815
			21700				
			0				
			21700				
			0				
			21700				
			0				
			21700				
			0				
13.00	Total	530600 - Cont Serv - Maintenance and Repairs					\$14,623
1.00	17285	Pump Station Maintenance	217000	BB47	NR	NR	45,711
1.00	17279	Pump Station Maintenance	202000	CF05	NR	NR	19,475
1.00	31064	RS L-8 Reservoir - Electric Motors Rep	217000	BB47	NR	NR	12,500
1.00	31065	RS L-8 Reservoir - Generator Inspect	217000	BB45	NR	NR	1,065
1.00	31057	RS STA 1W1 - Electric Motor Repairs - SM	217000	BB45	NR	NR	1,815
1.00	31058	RS STA 1W1 - STA's Generator M&R - SM	217000	BB45	NR	NR	300
1.00	31059	RS STA 1W2 - Electric Motor Repairs - SM	217000	BB45	NR	NR	1,815
1.00	31060	RS STA 1W2 - STA's Generator M&R - SM	217000	BB45	NR	NR	300
1.00	31061	RS STA 1W2 - Vibration Analysis	217000	BB47	NR	NR	500
1.00	31067	S-5A O&M Impact (pumping to L-8)	217000	BB42	NR	NR	55,800
1.00	31066	S-5A O&M Impact (pumping to STA 1W)	217000	CE03	NR	NR	128,185
1.00	17278	Structure Maintenance	217000	BB45	NR	NR	7,708
1.00	17280	Structure Maintenance	202000	CF02	NR	NR	7,937
13.00	Total	530606 - Cont Serv - Maint & Repairs - District Works					\$283,111

1.00						
1.00	17358 Aquatic Plant Control - Fleet	217000	BV07	NR	NR	3,175
1.00	17318 Aquatic Plant Control - Fleet	202000	CV09	NR	NR	2,438
1.00	17317 Automotive-Depts Outside	202000	CI03	NR	NR	25,327
1.00	17357 Compliance - Fleet	217000	BV08	NR	NR	6,233
1.00	17336 Compliance/Enforcement - Fleet	202000	CV11	NR	NR	849
	17335 Equip & Infrastructure Maint - Fleet	202000	AV02	NR	NR	5,219

---



---



---



---



---



---

5210173100 WEST PALM BEACH FIELD STATION

Qty	Item	Name	Fund	FuncArea	FPrgr	Grant	Amount
1.00	17356	Levee Maintenance - Fleet	21700	BV04	NR	NR	5,275
1.00	17334	Levee Maintenance - Fleet	0	CV05	NR	NR	24,424
1.00	17333	Other Equipment Maintenance	20200	CI04	NR	NR	15,520
1.00	17332	Pump Station Maintenance - Fleet	0	BV03	NR	NR	6,528
1.00	17342	Pump Station Maintenance - Fleet	20200	CV04	NR	NR	6,219
1.00	17331	Pumping Operations - Fleet	0	BV01	NR	NR	8,175
1.00	17341	Pumping Operations - Fleet	21700	CV01	NR	NR	4,438
1.00	17340	Pumping Operations - Fleet	0	MV01	NR	NR	5,178
1.00	31118	RS L-8 Reservoir - VM Oil Change	0	BB58	NR	NR	560
1.00	31114	RS STA 1W1 - Oil Change (Outsourcing)	21700	BB58	NR	NR	2,665
1.00	31115	RS STA 1W1 - WPBFS Fleet Support	0	BB58	NR	NR	7,350
1.00	31117	RS STA 1W2 - M&R Vehicles	20200	BB47	NR	NR	1,438
1.00	31116	RS STA 1W2 - Oil Change (Outsourcing)	0	BB58	NR	NR	2,665
1.00	17330	Structure Maintenance - Fleet	21700	BV02	NR	NR	4,233
1.00	17339	Structure Maintenance - Fleet	0	CV03	NR	NR	23,066
1.00	17329	Telemetry Maintenance - Fleet	0	BV06	NR	NR	2,117
1.00	17338	Telemetry Maintenance - Fleet	21700	CV08	NR	NR	8,232
1.00	17337	Terrestrial Plant Control - Fleet	0	CV10	NR	NR	370
			21700				
			0				
			21700				
			0				
			21700				
			0				
			20200				
			0				
			21700				
			0				
			20200				
			0				
			20200				
			0				
24.00	Total	530608 - Cont Serv - Maint & Repairs - Vehicles					\$171,694
	1.00				1		1
	1.00				.		.
1.00	1.00				C		0
1.00	1.00				C		0
	1.00						0

1.00

17377 Field Station Maintenance	202000	CO03	NR	NR	28,575
17387 MOSCAD, Security, & Telemetry	217000	BB62	NR	NR	2,053
26018 Pump Station Maintenance	217000	BB47	NR	NR	10,000
23034 Pump Station Maintenance	217000	BB47	NR	NR	15,000
<hr/>					
17380 Pump Station Maintenance	202000	CF05	NR	NR	899
31160 RS L-8 Reservoir - Electric Motor M&R	217000	BB77	NR	NR	560
31159 RS L-8 Reservoir - RCP Drain Maint (Rev)	217000	BB47	NR	NR	9,500
31157 RS STA 1W1 - A/C Repairs	217000	BB47	NR	NR	200
31158 RS STA 1W2 - A/C Repairs	217000	BB47	NR	NR	1,800
17376 Structure Maintenance	217000	BB45	NR	NR	1,909
17379 Structure Maintenance	202000	CF02	NR	NR	1,573
17378 Telemetry Maintenance	202000	CJ05	NR	NR	1,272

12.00	Total	530611	-	Cont Serv - Maint and Repairs Equipment	<hr/>	\$73,341
-------	-------	--------	---	---	-------	----------

---

---

---

---

5210173100 WEST PALM BEACH FIELD STATION

Qty	Item	Name	Fund	FuncArea	FPrgr	Grant	Amount
1.00	17410	Field Station Maintenance	20200	CO03	NR	NR	43,218
1.00	17418	MOSCAD, Security, & Telemetry	0	BB62	NR	NR	2,052
1.00	17417	Pump Station Maintenance	21700	BB47	NR	NR	15,202
1.00	17412	Pump Station Maintenance	0	CF05	NR	NR	4,694
1.00	31194	RS L-8 Reservoir - Pest Control at PS	21700	BB77	NR	NR	700
1.00	31193	RS L-8 Reservoir - Signs	0	BB47	NR	NR	560
1.00	31184	RS STA 1W1 - Build Maint & Repairs	20200	BB45	NR	NR	1,815
1.00	31185	RS STA 1W1 - General Carpentry Services	0	BB47	NR	NR	600
1.00	31183	RS STA 1W1 - Signs	21700	BB45	NR	NR	300
1.00	31187	RS STA 1W2 - Build Maint & Repairs	0	BB47	NR	NR	1,815
1.00	31188	RS STA 1W2 - General Carpentry Services	21700	BB45	NR	NR	600
1.00	31189	RS STA 1W2 - General Maintenance	0	BB47	NR	NR	1,625
1.00	31186	RS STA 1W2 - Signs	21700	BB47	NR	NR	300
1.00	17411	Telemetry Maintenance	0	CJ05	NR	NR	727
			21700				
			0				
			21700				
			0				
			21700				
			0				
			21700				
			0				
			21700				
			0				
			20200				
			0				
14.00	Total	531100 - Cont Serv - General Maintenance					\$74,208
1.00	17424	Field Station Maintenance	20200	CO03	NR	NR	23,452
1.00	Total	531101 - Cont Serv - Janitorial Services					\$23,452
1.00	17435	Field Station Maintenance	20200	CO03	NR	NR	15,462
1.00	17440	Pump Station Maintenance	21700	BB47	NR	NR	12,559
1.00	17436	Pump Station Maintenance	20200	CF05	NR	NR	6,851

3.00 Total

531102 - Cont Serv - Security Services

\$34,872

1.00	17474 District Everglades Fleet Overhead	217000	BV99	NR	NR	62
1.00	17461 Field Station Maintenance	202000	CO03	NR	NR	26,349
1.00	17460 Land Stewardship Fleet Overhead	202000	AV99	NR	NR	4
1.00	17459 O&M Fleet Overhead	202000	CV99	NR	NR	359
1.00	17463 Pump Station Maintenance	202000	CF05	NR	NR	2,248
1.00	17473 Pump Station Maintenance	217000	BB47	NR	NR	3,217

---

---

---

---

5210173100 WEST PALM BEACH FIELD STATION

Qty	Item	Name	Fund	FuncArea	FPrgr	Grant	Amount
1.00	31237	RS L-8 Reservoir - Waste Disposal Svcs	21700	BB77	NR	NR	225
1.00	31235	RS STA 1W1 - Hazardous Disposal	0	BB38	NR	NR	600
1.00	31236	RS STA 1W2 - Hazardous Disposal	21700	BB38	NR	NR	1,100
1.00	17462	Structure Maintenance	0	CF02	NR	NR	189
1.00	17458	Structure Maintenance	21700	BB45	NR	NR	1,690
			0				
			20200				
			0				
			21700				
			0				
11.00	Total	531103 - Cont Serv - Waste Disposal Services					\$36,043
1.00	24649	Structure Maintenance	202000	CF02	NR	NR	20,000
1.00	Total	545010 - Oper Expense - Interagency State of FL					\$20,000
	Total	Contracts					\$1,737,498

5210173100 WEST PALM BEACH FIELD STATION

Qty	Item	Name	Fund	FuncArea	FPrgr	Grant	Amount
1.00	19990	AQUATIC PLANT CONTROL	10100	CK01	NR	NR	4,168
1.00	19989	AQUATIC PLANT CONTROL	3	CK01	NR	NR	14,171
1.00	17482	Aquatic Plant Control	22500	CK01	NR	NR	15,260
1.00	31279	Corbett Levee PH1 - Terr Chemical (Rev)	0	CK03	NR	NR	200
1.00	31278	Corbett Levee PH2 - Terr Chemical (Rev)	20200	CK03	NR	NR	300
1.00	31261	RS L-8 Reservoir - Aquatic Chem	0	BB68	NR	NR	2,725
1.00	31262	RS L-8 Reservoir - Terrestrial Chem	0	BB68	NR	NR	2,680
1.00	31254	RS STA 1W1 - Aquatic Chemicals (Rev)	20200	BB66	NR	NR	8,000
1.00	31255	RS STA 1W1 - Terrestrial Chemicals (Rev)	0	BB68	NR	NR	2,000
1.00	31256	RS STA 1W2 - Aquatic Chemicals (Rev)	21700	BB66	NR	NR	8,000
1.00	31258	RS STA 1W2 - Inventory Chemicals (Rev)	0	BB47	NR	NR	5,763
1.00	31257	RS STA 1W2 - Terrestrial Chemicals (Rev)	0	BB68	NR	NR	2,000
1.00	19991	TERRESTRIAL PLANT CONTROL	21700	CK03	NR	NR	<del>4,168</del>
1.00	17484	Terrestrial Plant Control	0	CK03	NR	NR	33,004
1.00	17483	Terrestrial Plant Control	21700	BB68	NR	NR	28,994
1.00	19976	Terrestrial Plant Control	0	CK03	NR	NR	14,753
			21700				
			0				
			21700				
			0				
			21700				
			0				
			10100				
			3				
			20200				
			0				
			21700				
			0				
			22500				
			0				
16.00	Total	540010 - Oper Expense - Inventory Chemicals					\$146,186
	1.00			C	15	15413 A	pt
	1.00			o	93	u	s
1.00	1.00		15603 A	n	6	t	O
1.00	1.00			q		Aq	ut
1.00	1.00			u		uat	si
1.00	1.00			a		ic	d
1.00	1.00			t		Pla	e
1.00	1.00			i		nt	O
1.00	1.00			c		Co	&
1.00	1.00			P		ntr	M
1.00	1.00			l		ol -	15916 C
1.00	1.00			a		Fle	o
1.00	1.00			n		et	m
1.00	1.00			t		e	



Compliance - Fleet		15446 Pumping Operations - Fleet					
15420	Compliance / Enforcement - Fleet	202000	CV09	NR	NR		16,637
		217000	BV07	NR	NR		16,841
		202000	CI03	NR	NR		76,472
		217000	BV08	NR	NR		25,042
		202000	CV11	NR	NR		4,753
		202000	AV02	NR	NR		4,753
15441	Equipment & Infrastructure Maintenance - Fleet	202000	CV05	NR	NR		60,912
		217000	BV04	NR	NR		36,611
		202000	MV01	NR	NR		79,164
		217000	BB41	NR	NR		73,222
		217000	BB41	NR	NR		238,298
		217000	BV03	NR	NR		70,293
15598	Levee Maintenance - Fleet	202000	CV04	NR	NR		25,351
		217000	BB42	NR	NR		555,042
		202000	CE03	NR	NR		241,213
		217000	BB42	NR	NR		97,279
15934	Levee Maintenance - Fleet	202000	CV01	NR	NR		19,013
							\$146,186
15612	Mission Support - Fleet						
15951	Movement of Water						
15443	Movement of Water						
15933	Pump Station Maintenance - Fleet						
15418	Pump Station Maintenance - Fleet						
15599	Pumping Operations						
15379	Pumping Operations						
15389	Pump						

5210173100 WEST PALM BEACH FIELD STATION

Qty	Item	Name	Fund	FuncArea	FPrgr	Grant	Amount
1.00	15929	Pumping Operations - Fleet	21700	BV01	NR	NR	29,289
1.00	31297	RS L-8 Reservoir - Fuel (Deer Run)	0	BB42	NR	NR	50,000
1.00	31298	RS L-8 Reservoir - Fuel Vehicles	21700	BB45	NR	NR	6,000
1.00	31292	RS STA 1W1 - Fuel CLV Vehicles	0	BB50	NR	NR	6,000
1.00	31291	RS STA 1W1 - Fuel SM Vehicles	21700	BB45	NR	NR	5,000
1.00	31295	RS STA 1W2 - Fuel	0	BB47	NR	NR	122,708
1.00	31294	RS STA 1W2 - Fuel CLV Vehicles	21700	BB50	NR	NR	6,000
1.00	31293	RS STA 1W2 - Fuel SM Vehicles	0	BB45	NR	NR	5,000
1.00	15412	Structure Maintenance - Fleet	21700	CV03	NR	NR	47,533
1.00	15931	Structure Maintenance - Fleet	0	BV02	NR	NR	39,906
1.00	15935	Telemetry Maintenance - Fleet	21700	BV06	NR	NR	14,644
1.00	15419	Telemetry Maintenance - Fleet	0	CV08	NR	NR	58,446
			21700				
			0				
			20200				
			0				
			21700				
			0				
			21700				
			0				
			20200				
			0				
29.00	Total	540030 - Oper Expense - Inventory Other Fuels					\$2,031,422
	1.00						
1.00	1.00		17516	D			
1.00	1.00						
1.00							
1.00							
1.00						17	
1.00						50	
1.00						3	
1.00						O	
1.00						&	
1.00						M	
1.00						Fle	
1.00						et	
1.00						Ov	
1.00						erh	
1.00						ead	
1.00						17515	P

ce	17505 Structure Maintenance					
17506 Pump Station Maintenance	17502 Structure Maintenance	217000	BV99	NR	NR	2,167
		202000	AV99	NR	NR	149
		202000	CV99	NR	NR	13,559
		217000	BB47	NR	NR	42,732
31335 RS L-8 Reservoir - Lube Oil Analysis		202000	CF05	NR	NR	60,000
		217000	BB47	NR	NR	195
		217000	BB42	NR	NR	1,700
		217000	BB45	NR	NR	450
		217000	BB45	NR	NR	600
		217000	BB03	NR	NR	5,000
31334 RS L-8 Reservoir - PS Oil		217000	BB47	NR	NR	15,000
		217000	BB45	NR	NR	600
		202000	CF03	NR	NR	4,000
		202000	CF02	NR	NR	7,068
		217000	BB45	NR	NR	1,790
31336 RS L-8 Reservoir - Structures Oil						
31327 RS STA 1W1 - Structures Oil						
31332 RS STA 1W2 - Fleet Oil						
31329 RS STA 1W2 - Inv Oils and Lubes (Rev)						
31328 RS STA 1W2 - Structures Oil						
19992 STRUC TURE OVERHAUL						

15.00 Total

540040 - Oper Expense - Inventory Oils/Lubricants/Solvents \$155,010

1.00 26019 Levee Maintenance - Fleet 202000 CV05 NR NR 4,000

---

---

---

---

South Florida Water Management District  
FY 2022-2023 Budget  
Division Line Item Functional Area Report - Expenditures

5210173100 WEST PALM BEACH FIELD STATION

Qty	Item	Name	Fund	FuncArea	FPrg	Grant	Amount
1.00	17522	O&M Program Support	20200	CI03	NR	NR	4,497
1.00	23035	Pump Station Maintenance	0	BB47	NR	NR	10,000
1.00	23033	Pump Station Maintenance	21700	CF05	NR	NR	15,000
			0				0
			20200				0
4.00	Total	540050 - Oper Expense - Inventory Parts and Supplies					\$33,497
1.00	17537	District Everglades Fleet Overhead	217000	BV99	NR	NR	125
1.00	17532	Land Stewardship Fleet Overhead	202000	AV99	NR	NR	9
1.00	17531	O&M Fleet Overhead	202000	CV99	NR	NR	718
1.00	31408	RS STA 1W1 - Instrumentation Ref. Train	217000	BB47	NR	NR	300
1.00	31409	RS STA 1W2 - Instrumentation Ref. Train	217000	BB47	NR	NR	300
5.00	Total	541100 - Oper Expense - Books/Subscriptions					\$1,452
1.00	17551	Field Station Maintenance	202000	CO03	NR	NR	<del>360</del>
1.00	17557	MOSCAD, Security, & Telemetry	217000	BB62	NR	NR	343
1.00	31415	RS L-8 Reservoir - Structures (Propane)	217000	BB45	NR	NR	1,090
1.00	31413	RS STA 1W1 - Structures (Propane) (Rev)	217000	BB45	NR	NR	700
1.00	31414	RS STA 1W2 - Structures (Propane)	217000	BB45	NR	NR	600
1.00	17550	Structure Maintenance	217000	BB45	NR	NR	2,402
1.00	17553	Structure Maintenance	202000	CF02	NR	NR	1,978
1.00	17552	Telemetry Maintenance	202000	CJ05	NR	NR	540
8.00	Total	541200 - Oper Expense - Liquid Propane Fuel					\$8,013
1.00	1.00						1
1.00	1.00		17578	A		31459	v
1.00				q			e
1.00				u			e
1.00				a			e
1.00				t			B
1.00				i			e
1.00				c			r
1.00				P			m
							-
							L
							-
							R
							A

31458	Corbett	202000	CK01	NR	NR	14,	
	Levee	202000	CG01	NR	NR	52	
	PH2 -	202000	CG01	NR	NR	4	
	Levee	202000	CG01	NR	NR	3	
	Berm	202000	CO03	NR	NR	0	
	M&R	202000	CG01	NR	NR	0	
	Aggre	217000	BB50	NR	NR	2,	
17589	Field	217000	BB62	NR	NR	0	
	Statio	217000	BB47	NR	NR	0	
	n	217000				0	
	Maint					2,	
	enanc					7	
	e					4	
17588	Levee					3	
	Maintenance					59,	
17606	Levee					47	
	Maintenance					2	
17605	MOSCAD,					20,	
	Security, &					51	
	Telemetry					5	
						7	
17604	Pump					9	
	Statio					1	
	n					3,	
	Maint					7	
	enanc					3	
	e					2	

5210173100 WEST PALM BEACH FIELD STATION

Qty	Item	Name	Fund	FuncArea	FPrgr	Grant	Amount
1.00	17592	Pump Station Maintenance	20200	CF05	NR	NR	1,712
1.00	31442	RS L-8 Reservoir - L8 Reservoir Lumber	0	BB77	NR	NR	545
1.00	31439	RS L-8 Reservoir - Levee / Berm M&R	21700	BB50	NR	NR	7,500
1.00	31441	RS L-8 Reservoir - Metal Products Trades	0	BB47	NR	NR	820
1.00	31440	RS L-8 Reservoir - Structure Maintenance	21700	BB45	NR	NR	1,090
1.00	31438	RS L-8 Reservoir - Structures Fencing	0	BB45	NR	NR	545
1.00	31428	RS STA 1W1 - Fencing (Rev)	21700	BB45	NR	NR	1,000
1.00	31425	RS STA 1W1 - Levee Berm Maint Rep Agg	0	BB50	NR	NR	6,000
1.00	31424	RS STA 1W1 - Lumber/Wood	21700	BB45	NR	NR	500
1.00	31427	RS STA 1W1 - Metal Products Trades Supp	0	BB47	NR	NR	1,200
1.00	31426	RS STA 1W1 - Structures Metal	21700	BB45	NR	NR	1,200
1.00	31433	RS STA 1W2 - Fencing	0	BB45	NR	NR	900
1.00	31430	RS STA 1W2 - Levee Berm Maint Rep Aggreg	21700	BB50	NR	NR	6,000
1.00	31429	RS STA 1W2 - Lumber/Wood	0	BB45	NR	NR	500
1.00	31432	RS STA 1W2 - Metal Products Trades Supp	21700	BB47	NR	NR	1,200
1.00	31431	RS STA 1W2 - Structures Metal	0	BB45	NR	NR	1,200
1.00	17587	Structure Maintenance	21700	BB45	NR	NR	10,717
1.00	17591	Structure Maintenance	0	CF02	NR	NR	2,549
1.00	17590	Telemetry Maintenance	21700	CJ05	NR	NR	986
			21700				
			0				
			21700				
			0				
			21700				
			0				
			21700				
			0				
			21700				
			0				
			21700				
			0				
			20200				
			0				
			20200				
			0				
27.00	Total	541300 - Oper Expense - Construction Materials					\$150,241

1.00						
1.00						
1.00	17665 Aquatic Plant Control	217000	BB66	NR	NR	257
1.00	17634 Automotive-Depts Outside	202000	CI03	NR	NR	810
1.00	17664 Canal Maintenance	217000	BB53	NR	NR	1,029
1.00	17633 Canal Maintenance	202000	CG05	NR	NR	810
1.00	17647 Field Station Maintenance	202000	CO03	NR	NR	<u>540</u>
1.00	17663 Levee Maintenance	217000	BB50	NR	NR	514
1.00	17646 Levee Maintenance	202000	CG01	NR	NR	4,079
1.00	17645 O&M Program Support	202000	CZ99	NR	NR	270
1.00	17644 Other Equipment Maintenance	202000	CI04	NR	NR	270
1.00	17643 Pump Station Maintenance	217000	BB47	NR	NR	2,831
1.00	17652 Pump Station Maintenance	202000	CF05	NR	NR	<u>2,430</u>
1.00	17651 Pump Station Refurbishment	202000	CF06	NR	NR	810
1.00	17642 Pump Station Refurbishment	217000	BB48	NR	NR	257
	17641 Pumping Operations	217000	BB42	NR	NR	1,000





mp Statio n Maint enanc e		Tools-Electrical/Mech				
		217000	BB66	NR	NR	643
		202000	CI03	NR	NR	1,349
		202000	CG05	NR	NR	2,022
15401	Pump Statio n	217000	BB53	NR	NR	1,930
		217000	BV99	NR	NR	742
	Maint enanc e	202000	CO03	NR	NR	20,125
		202000	AV99	NR	NR	51
		202000	CG01	NR	NR	2,697
17704	Pump Station Maintenance	217000	BB50	NR	NR	643
		202000	CV99	NR	NR	4,306
17703	Pump Station Refurbishme nt	202000	CI04	NR	NR	674
		202000	CF05	NR	NR	4,720
		217000	BB47	NR	NR	2,900
17713	Pump Station Refurbishme nt	217000	BB47	NR	NR	5,147
		217000	BB48	NR	NR	643
		202000	CF06	NR	NR	2,023
		217000	BB42	NR	NR	2,000
17702	Pumping Operations	202000	CE03	NR	NR	2,697
		217000	BB47	NR	NR	200
17712	Pumping Operations	217000	BB53	NR	NR	100
		217000	BB45	NR	NR	80
		217000	BB42	NR	NR	80
31508	RS L-8 Reser voir - Electr ical Suppl es					
31509	RS L-8 Reser voir - PPE / Appar el- Stores					
31513	RS L-8 Reser voir - Struct ure Maint Tools					
31512	RS L-8 Reservoir -					

5210173100 WEST PALM BEACH FIELD STATION

Qty	Item	Name	Fund	FuncArea	FPrgr	Grant	Amount
1.00	31511	RS L-8 Reservoir - Trades Support Tools	21700	BB47	NR	NR	80
1.00	31510	RS L-8 Reservoir - Veg Mgmt Tools	0	BB53	NR	NR	80
1.00	31501	RS STA 1W1 - Tools-CLV (Rev)	21700	BB50	NR	NR	800
1.00	31500	RS STA 1W1 - Tools-Electrical (Rev)	0	BB47	NR	NR	600
1.00	31502	RS STA 1W1 - Tools-SM (Rev)	21700	BB45	NR	NR	350
1.00	31505	RS STA 1W2 - Tools-CLV	0	BB45	NR	NR	700
1.00	31504	RS STA 1W2 - Tools-Electrical	21700	BB50	NR	NR	750
1.00	31506	RS STA 1W2 - Tools-SM	0	BB47	NR	NR	250
1.00	31503	RS STA 1W2 - Tools/Equipment/PPE	21700	BB45	NR	NR	10,000
1.00	17711	Structure Maintenance	0	BB47	NR	NR	5,990
1.00	17701	Structure Maintenance	21700	CF02	NR	NR	2,573
1.00	17710	Structure Overhaul	0	BB45	NR	NR	5,371
			21700	CF03	NR	NR	
			0				
			21700				
			0				
			20200				
			0				
			21700				
			0				
			20200				
			0				
34.00	Total	541400 - Oper Expense - Tools/Equipment/PPE					\$83,316
	1.00			C		a	8
	1.00			a		l	R
1.00	1.00		31566	C	n		e
1.00	1.00			o	a	/	s
1.00	1.00			r	l	L	e
1.00	1.00			b		e	r
1.00	1.00			e	/	v	v
1.00	1.00			t	L	e	o
1.00	1.00			t	e	e	i
1.00	1.00			L	v	M	r
1.00	1.00			e	e	a	-
1.00	1.00			v	e	i	C
1.00	1.00			e	M	n	a
1.00	1.00			P	a	t	n
1.00	1.00			H	i		a
1.00	1.00			l	n	31541 R	l
1.00	1.00				t	S	
1.00	1.00					L	
				-	31569 C	-	/

	Levee	31531 RS STA 1W1 - Oil Absorbent Rags						
	Maint	31532 RS STA 1W1 - PM's Emergency Generator						
31542	RS	31530 RS STA 1W1 - Replenish Pipe Fitting Bins	202000	CG01	NR	NR		400
	L-8	31535 RS STA 1W2 - Oil Absorbent Rags	202000	CG01	NR	NR		3,000
	Reser	31536 RS STA 1W2 - PM's Emergency Generator	217000	BB50	NR	NR		1,090
	voir -	31533 RS STA 1W2 - Parts and Supplies	217000	BB47	NR	NR		1,090
	M&R							
	Emer	31534 RS STA 1W2 - Replenish Pipe Fitting Bins	217000	BB47	NR	NR		365
	gency							
	Gener		217000	BB47	NR	NR		2,945
	at		217000	BB47	NR	NR		2,000
31543	RS		217000	BB47	NR	NR		365
	L-8		217000	BB47	NR	NR		2,500
	Reser		217000	BB47	NR	NR		1,000
	voir -		217000	BB47	NR	NR		1,200
	Oil		217000	BB47	NR	NR		1,465
	Absor		217000	BB47	NR	NR		1,465
	bent		217000	BB47	NR	NR		725
	Rags		217000	BB47	NR	NR		1,200
31540	RS		217000	BB47	NR	NR		1,465
	L-8		217000	BB47	NR	NR		51,858
	Reservoir -		217000	BB47	NR	NR		725
	PS Motor &							
	Gearbox							
31544	RS							
	L-8							
	Reser							
	voir -							
	Parts							
	&							
	Fittin							
	gs							
31545	RS							
	L-8							
	Reser							
	voir -							
	Parts							
	&							
	Suppl							
	ies							
	Repl							
31539	RS							
	L-8							
	Reser							
	voir -							
	RCP							
	Drain							
	P&S							
31546	RS							
	L-8							
	Reser							
	voir -							
	Trade							
	s							
	Suppo							
	rt							
	Equip							

17.00      Total

541500 - Oper Expense - Parts and Supplies

\$73,393

---

---

---

---

---

---



O&M Fleet		CLV					
Overhead	31582 RS STA 1W1 - VMF Parts & Fittings SM	217000	BV07	NR	NR		5,250
17792 Other	31583 RS STA 1W1 - WPBFS AOR Tires	202000	CV09	NR	NR		3,890
Equipment	31584 RS STA 1W2 - VMF Parts & Fittings CLV	217000	BV07	NR	NR		10,334
Maintenance	31585 RS STA 1W2 - VMF Parts & Fittings SM	202000	CI03	NR	NR		43,431
17791 Pump	31586 RS STA 1W2 - WPBFS AOR Tires	217000	BV08	NR	NR		10,989
Station		202000	CV11	NR	NR		2,637
Maintenance		217000	BV99	NR	NR		3,130
- Fleet		202000	AV02	NR	NR		4,245
17803 Pump		202000	AV99	NR	NR		812
Station		217000	BV04	NR	NR		5,534
Maintenanc		202000	CV05	NR	NR		63,074
e -		217000	BV04	NR	NR		13,333
Fleet		202000	CV99	NR	NR		37,000
23036 Pump		202000	CI04	NR	NR		32,532
Station		217000	BV03	NR	NR		5,830
Maintenanc		202000	CV04	NR	NR		6,245
e-		217000	BV03	NR	NR		13,000
Fleet		217000	BV01	NR	NR		10,250
17790		202000	MV01	NR	NR		19,000
Pumping		202000	CV01	NR	NR		7,891
Operations -		217000	BB45	NR	NR		2,180
Fleet		217000	BB47	NR	NR		3,000
17801 Pump		217000	BB53	NR	NR		950
ing		217000	BB45	NR	NR		5,445
Opera		217000	BB58	NR	NR		3,000
tions -		217000	BB53	NR	NR		950
Fleet		217000	BB45	NR	NR		5,445
17802 Pump		217000	BB58	NR	NR		3,000
ing		217000	BB53	NR	NR		950
Opera		217000	BB45	NR	NR		5,445
tions -		217000	BB58	NR	NR		3,000
Fleet							
31588 RS							
L-8							
Reser							
voir -							
Equip							
ment							
VMF							
31587 RS							
L-8							
Reservoir -							
Tires for							
Vehicles							
31581 RS							
STA							
1W1 -							
VMF							
Parts							
&							
Fittin							
gs							





nance

17882	Pump Station Maintenance	202000	CO03	NR	NR	13,130
		217000	BB62	NR	NR	0
		217000	BB47	NR	NR	1,2
		202000	CF05	NR	NR	2
31634	RS L-8 Reservoir - Electric Motor Parts	217000	BB47	NR	NR	49
		217000	BB47	NR	NR	91,05
		217000	BB45	NR	NR	1
		217000	BB47	NR	NR	28,74
		217000	BB47	NR	NR	7
31632	RS L-8 Reservoir - Electrical P&S - PS	217000	BB45	NR	NR	2,000
						3,815
31633	RS L-8 Reservoir - Electrical P&S - SM					545
						3,000
31631	RS L-8 Reservoir - Instrumentation Replacement					3,000
31623	RS STA 1W1 - Electric Motor Parts					9,075
						3,000
31624	RS STA 1W1 - P&S Electrical					0
31625	RS STA 1W1 - P&S Electrical (Rev)					0



aintenance					
31731 RS	217000	BB47	NR	NR	11
L-8	202000	CF05	NR	NR	3,9
Reservoir - Boat Barrier	217000	BB45	NR	NR	61
Maint	217000	BB45	NR	NR	12
31730 RS	217000	BB45	NR	NR	0,0
L-8	217000	BB45	NR	NR	00
Reservoir - SM Parts and Supplies	217000	BB45	NR	NR	2,
	217000	BB45	NR	NR	18
31717 RS					0
STA					1,
1W1 - Boat Barrie					09
r					0
Maint					3
					0
31718 RS					0
STA					6
1W1 - Gearb ox					0
Overh auls					3
					0
31715 RS					0
STA					1
1W1 - Seals					, 2
Paint					0
MSF					0
Overh auls					
31716 RS					
STA					
1W1 - Struct ures					
Maint enanc e					

5210173100 WEST PALM BEACH FIELD STATION

Qty	Item	Name	Fund	FuncArea	FPrgr	Grant	Amount
1.00	31723	RS STA 1W2 - Boat Barrier Maint	21700	BB45	NR	NR	300
1.00	31724	RS STA 1W2 - Gearbox Overhauls	0	BB45	NR	NR	600
1.00	31721	RS STA 1W2 - Seals Paint MSF Overhauls	21700	BB45	NR	NR	12,050
1.00	31722	RS STA 1W2 - Structures Maintenance	0	BB45	NR	NR	1,200
1.00	17942	Structure Maintenance	21700	BB45	NR	NR	112,686
1.00	17944	Structure Maintenance	0	CF02	NR	NR	53,375
			21700				
			0				
			21700				
			0				
			20200				
			0				
14.00	Total	541512 - Oper Expense - Parts and Supplies Water Control Structure					\$419,842
1.00	23039	Field Station Maintenance	202000	CO03	NR	NR	12,500
1.00	24647	P&S Maintenance Support Facility	217000	BB45	NR	NR	1,000
1.00	23040	Structure Overhaul	202000	CF03	NR	NR	12,500
3.00	Total	541514 - Oper Expense - Parts, Supp - Maint Supp Facility					\$26,000
1.00	20008	Canal Maintenance	101000	CG05	NR	NR	3,000
1.00	20007	Canal Maintenance	202000	CG05	NR	NR	2,000
1.00	18049	Levee Maintenance	202000	CG01	NR	NR	6,288
1.00	24648	P&S Canal Levee	217000	BB50	NR	NR	5,000
4.00	Total	541515 - Oper Expense - Parts, Supp - Canal Levee					\$16,288
1.00	17974	Field Station Maintenance					
1.00	17975	Field Station Maintenance					
1.00	17976	Field Station Maintenance					
1.00	17977	Field Station Maintenance					
1.00	17978	Field Station Maintenance					
1.00	17979	Field Station Maintenance					
1.00	17980	Field Station Maintenance					
1.00	17981	Field Station Maintenance					
1.00	17982	Field Station Maintenance					
1.00	17983	Field Station Maintenance					
1.00	17984	Field Station Maintenance					
1.00	17985	Field Station Maintenance					
1.00	17986	Field Station Maintenance					
1.00	17987	Field Station Maintenance					
1.00	17988	Field Station Maintenance					
1.00	17989	Field Station Maintenance					
1.00	17990	Field Station Maintenance					
1.00	17991	Field Station Maintenance					
1.00	17992	Field Station Maintenance					
1.00	17993	Field Station Maintenance					
1.00	17994	Field Station Maintenance					
1.00	17995	Field Station Maintenance					
1.00	17996	Field Station Maintenance					
1.00	17997	Field Station Maintenance					
1.00	17998	Field Station Maintenance					
1.00	17999	Field Station Maintenance					

	n						
	Maint						
	enanc	202000	CO03	NR	NR	4	
	e	202000	CG01	NR	NR	5	
31796	RS	217000	BB47	NR	NR	0	
	L-8	217000	CF05	NR	NR	10,	
	Reser	202000				87	
	voir	217000	BB42	NR	NR	8	
	Renta	217000	BB45	NR	NR	15,	
	l	217000	BB45	NR	NR	01	
	Equip	217000	CF02	NR	NR	2	
	ment	202000				4,	
31793	RS	217000	BB45	NR	NR	4	
	STA					9	
	1W1 -					7	
	WPB					1,	
	FS					0	
	AOR					0	
	Renta					0	
	l					0	
	Equip					2,	
	ment					0	
31794	RS					0	
	STA					0	
	1W2 -					2,	
	WPB					0	
	FS					0	
	AOR					0	
	Renta					0	
	l					4	
	Equip					1	
	ment					5	
17975	Struct					3,	
	ure					7	
	Maint					1	
	enanc					8	
	e						

17971  
Structure  
Maintenance

Total Operating Expenses

5210173100 WEST PALM BEACH FIELD STATION

Qty	Item	Name	Fund	FuncArea	FPrgr	Grant	Amount
9.00	Total	541600 - Oper Expense - Rent/Lease Equipment					\$39,970
1.00	17997	O&M Program Support	202000	CZ99	NR	NR	495
1.00	Total	542310 - Oper Expense - Memberships, Dues and Fees					\$495
1.00	18015	Aquatic Plant Control	202000	CK01	NR	NR	180
1.00	18014	Automotive-Depts Outside	202000	CI03	NR	NR	65
1.00	18026	Canal Maintenance	217000	BB53	NR	NR	258
1.00	18019	Levee Maintenance	202000	CG01	NR	NR	135
1.00	18018	Pump Station Maintenance	217000	BB47	NR	NR	129
1.00	18021	Pump Station Maintenance	202000	CF05	NR	NR	180
1.00	31817	RS L-8 Reservoir - CDL (1 FTE)	217000	BB47	NR	NR	180
1.00	31814	RS STA 1W1 - CDL	217000	BB45	NR	NR	125
1.00	31813	RS STA 1W1 - Journeyman	217000	BB47	NR	NR	250
1.00	31815	RS STA 1W2 - CDL	217000	BB45	NR	NR	125
1.00	31816	RS STA 1W2 - Journeyman	217000	BB47	NR	NR	250
1.00	18017	Structure Maintenance	217000	BB45	NR	NR	129
1.00	18020	Structure Maintenance	202000	CF02	NR	NR	135
13.00	Total	542400 - Oper Expense - Professional Licenses					\$2,141
1.00	18035	Field Station Maintenance	202000	CO03	NR	NR	270
1.00	18034	Levee Maintenance	202000	CG01	NR	NR	1,079
1.00	18036	Telemetry Maintenance	202000	CJ05	NR	NR	
3.00	Total	543301 - Oper Expense - Permits & Fees					\$1,394
1.00	18047	Aquatic Plant Control	202000	CK01	NR	NR	288
1.00	18053	Aquatic Plant Control	217000	BB66	NR	NR	189
1.00	18052	Levee Maintenance	217000	BB50	NR	NR	189
	Total	Operating Expenses					

5210173100 WEST PALM BEACH FIELD STATION

Qty	Item	Name	Fund	FuncArea	FPrgr	Grant	Amount
3.00		Total 543302 - Oper Expense - Waste Disposal Fees					\$666
1.00	18057	O&M Program Support	202000	CZ99	NR	NR	
1.00		Total 543600 - Oper Expense - Postage					\$18
1.00	15371	Field Station Maintenance	202000	CO03	NR	NR	80,000
1.00	15445	Movement of Water	202000	CE02	NR	NR	3,000
1.00	15827	Pumping Operations	217000	BB42	NR	NR	545,980
1.00	15387	Pumping Operations	202000	CE03	NR	NR	50,000
1.00	31885	RS L-8 Reservoir - PS Electricity	217000	BB42	NR	NR	950,000
1.00	31884	RS L-8 Reservoir - Structure Electricity	217000	BB45	NR	NR	465
1.00	31881	RS STA 1W1 - Structures - Electricity	217000	BB47	NR	NR	3,450
1.00	31880	RS STA 1W2 - Electrical Service	217000	BB47	NR	NR	87,050
1.00	15917	Telemetry Maintenance	202000	CJ05	NR	NR	5,750
9.00		Total 543701 - Oper Expense - Electrical Service					\$1,725,695
1.00	18065	Field Station Maintenance	202000	CO03	NR	NR	7,015
1.00	18066	Pump Station Maintenance	202000	CF05	NR	NR	1,079
2.00		Total 543702 - Oper Expense - Water/Sewer Service					\$8,094
1.00	20961	Movement of Water	202003	CE03	NR	NR	200,000
1.00		Total 543703 - Oper Expense - Natural Gas Service					\$200,000
1.00	18078	O&M Program Support	217000	BB79	NR	NR	1,147
1.00	18075	O&M Program Support	202000	CZ99	NR	NR	4,892
1.00	31923	RS STA 1W2 - Freight	217000	BB47	NR	NR	1,500

5210173100 WEST PALM BEACH FIELD STATION

Qty	Item	Name	Fund	FuncArea	FPrgr	Grant	Amount
3.00	Total	543800 - Oper Expense - Freight					\$7,539
	Total	Operating Expenses					\$5,907,198
	Total	WEST PALM BEACH FIELD STATION					\$16,214,903



5211174000 CLEWISTON FIELD STATION

Qty	Item	Name	Fund	FuncArea	FPrgr	Grant	Amount
71.00	Total	510100 - Salaries and Wages - Regular					\$3,775,093
13.00	Total	511100 - Salaries and Wages - Overtime					\$235,909
84.00	Total	520900 - Fringe Benefits - FICA Taxes Employer Share					\$306,844
84.00	Total	521010 - Fringe Benefits - FRS Retirement Contrib					\$491,722
71.00	Total	521110 - Fringe Benefits - Medical Insurance					\$1,168,135
71.00	Total	521120 - Fringe Benefits - Dental Insurance					\$86,620
71.00	Total	521130 - Fringe Benefits - Vision Insurance					\$9,738
71.00	Total	521140 - Fringe Benefits - Accidental Death Dismemberment					\$1,035
71.00	Total	521150 - Fringe Benefits - Long-Term Disability					\$14,200
71.00	Total	521160 - Fringe Benefits - Life Insurance					\$17,234
	Total	Personal Services					\$6,106,530

5211174000 CLEWISTON FIELD STATION

Qty	Item	Name	Fund	FuncArea	FPrgr	Grant	Amount
1.00	30769	CS Diving Services	21700	BB45	NR	NR	34,500
1.00	30775	RS A1 FEB - CS Diving Services	0	BB45	NR	NR	16,250
			21700				
			0				
2.00	Total	530104 - Cont Serv - Diving Services					\$50,750
1.00	17165	Pump Station Maintenance	217000	BB47	NR	NR	1,102
1.00	17169	Pump Station Maintenance	202000	CF05	NR	NR	148
1.00	30783	RS A1 FEB - Gator Service	217000	BB45	NR	NR	600
1.00	17170	Structure Maintenance	202000	CF02	NR	NR	2,053
1.00	17164	Structure Maintenance	217000	BB45	NR	NR	3,685
5.00	Total	530106 - Cont Serv - Alligator Protection Services					\$7,588
1.00	30663	CS Road Grading	202000	CG01	NR	NR	5,000
1.00	17639	Canal Maintenance	217000	BB53	NR	NR	10,257
1.00	17175	Levee Maintenance	217000	BB53	NR	NR	95,800
1.00	30790	RS A1 FEB - Contract Grading	217000	BB50	NR	NR	18,000
4.00	Total	530116 - Cont Serv - Road Grading Services					\$129,057
1.00	30792	Boma AGI - Electrical Services	202000	CF05	NR	NR	2,000
1.00	30793	C-43 Reservoir - Electrical Services	202002	CF05	NR	3011	6,500
1.00	30794	Lake Hicpochee - Electrical Service	202000	CF05	NR	NR	4,500
1.00	17188	Pump Station Maintenance	202000	CF05	NR	NR	5,500
1.00	17184	Pump Station Maintenance	217000	BB47	NR	NR	6,869
1.00	30791	STA 5/6, PH1 - CS Electrical Service	217000	BB47	NR	NR	2,500
1.00	17183	Structure Maintenance	217000	BB45	NR	NR	3,632
1.00	17189	Structure Maintenance	202000	CF02	NR	NR	2,000
8.00	Total	Total					



5211174000 CLEWISTON FIELD STATION

Qty	Item	Name	Fund	FuncArea	FPrgr	Grant	Amount
1.00	17194	Pump Station Maintenance	21700	BB47	NR	NR	500
1.00	17196	Pump Station Maintenance	0	CF05	NR	NR	2,632
			20200				
			0				
2.00	Total	530121 - Cont Serv - Water and Sewer Services					\$3,132
1.00	18231	Aquatic Plant Control	225000	CK01	NR	NR	416
1.00	17201	Aquatic Plant Control	217000	BB66	NR	NR	2,483
1.00	17202	Aquatic Plant Control	225000	CK01	NR	NR	51,764
1.00	30818	Boma AGI - Aquatic Spraying	202000	CK01	NR	NR	1,500
1.00	23015	CS Aquatic Spraying	202000	CK01	NR	NR	38,000
1.00	30825	Lake Hicpochee - Aquatic Spraying	202000	CK01	NR	NR	1,500
1.00	30828	RS A1 FEB - Aquatic Spraying	217000	BB66	NR	NR	2,500
1.00	30815	RS Bolles Canal - Aquatic Spraying	202000	CK01	NR	NR	2,100
8.00	Total	530300 - Cont Serv - Aquatic Spraying					\$100,263
1.00	30851	Boma AGI - Terrestrial Spray	202000	CK03	NR	NR	3,000
1.00	30867	C-43 Reservoir - CS Terrestrial Spray	202002	CK03	NR	3011	1,500
1.00	23016	CS Terrestrial Spraying	202000	CK03	NR	NR	60,000
1.00	30877	Lake Hicpochee - Terrestrial Spraying	202000	CK03	NR	NR	6,500
1.00	30840	RS A1 FEB - Terrestrial Spraying	217000	BB68	NR	NR	6,500
1.00	30839	RS Bolles Canal - Terrestrial Spray	202000	CK03	NR	NR	4,500
1.00	17210	Terrestrial Plant Control	225000	CK03	NR	NR	103,528
1.00	17207	Terrestrial Plant Control	217000	BB68	NR	NR	84,664
8.00	Total	530301 - Cont Serv - Terrestrial Spraying					\$270,192
1.00	17217	Levee Maintenance	202000	CG01	NR	NR	4,000
1.00	17216	Levee Maintenance	217000	BB47	NR	NR	15,294

2.00 Total

530401 - Cont Serv - Exotic Nuisance Wildlife \$19,294

---

---

---

---

---

5211174000 CLEWISTON FIELD STATION

Qty	Item	Name	Fund	FuncArea	FPrgr	Grant	Amount
1.00	30662	CS Tree Mgt Serv	20200	CG04	NR	NR	15,000
1.00	30661	CS Tree Mgt Serv	0	BB52	NR	NR	15,000
1.00	30887	Holey Land G-200A - Mow Field/Pump Stat	21700	BB47	NR	NR	2,000
			0				
			21700				
			0				
3.00	Total	530402 - Cont Serv - Tree Management Services					\$32,000
1.00	30904	Boma AGI - Contract Mowing	202000	CG03	NR	NR	11,500
1.00	17700	Canal Maintenance	217000	BB53	NR	NR	19,643
1.00	30922	Lake Hicpochee - Mow Canals/Levees/slope	202000	CG01	NR	NR	12,500
1.00	17225	Mowing	217000	BB51	NR	NR	128,218
1.00	17227	Mowing	202000	CG03	NR	NR	240,284
1.00	30927	RS A1 FEB - Mowing Canals/Levees	217000	BB51	NR	NR	18,125
1.00	30899	RS Bolles Canal - Contract Mowing	202000	CG03	NR	NR	13,650
7.00	Total	530403 - Cont Serv - Mowing Canals/Levees					\$443,920
1.00	30940	C-43 Reservoir - Mow Field/Pump St	202002	CF05	NR	3011	2,000
1.00	17242	Field Station Maintenance	202000	CO03	NR	NR	10,812
1.00	30945	Lake Hicpochee - Mowing Structures	202000	CF05	NR	NR	1,500
1.00	17236	Pump Station Maintenance	217000	BB47	NR	NR	31,865
1.00	17241	Pump Station Maintenance	202000	CF05	NR	NR	15,880
1.00	30951	RS A1 FEB - Mowing Structures	217000	BB45	NR	NR	4,250
1.00	17235	Structure Maintenance	217000	BB45	NR	NR	41,850
1.00	17244	Structure Maintenance	202000	CF02	NR	NR	10,918
1.00	17243	Telemetry Maintenance	202000	CJ05	NR	NR	3,436
9.00	Total	530404 - Cont Serv - Mowing Field Stations/Pump Stations					\$122,511
	1.00				R	S	t
	1.00				e	V	i
1.00			30960	C	s	i	o
1.00			-	e	r	b	n
1.00			4	r	r	A	n
1.00			3	v	a	n	n

alysis

17258 Field Station Maintenance	202002	CF05	NR	30	90
	202000	CO03	NR	11	0
15046 Mobile Crane	202000	CI04	NR	N	3,000
	217000	BB47	NR	R	0
Inspection - CLE	202000	CF05	NR	N	1,600
				R	0
				N	3,168
				R	8
17254 Pump Station Maintenance				N	89
				R	9
17257 Pump Station Maintenance					

5211174000 CLEWISTON FIELD STATION

Qty	Item	Name	Fund	FuncArea	FPrgr	Grant	Amount
5.00	Total	530405 - Cont Serv - Equipment Inspections					\$9,567
1.00	30987	C-43 Reservoir - Exotic Nuis Wildlife	202002	CF02	NR	3011	1,200
1.00	30985	G-370 & G372 O&M Impact (pump to A1 FEB)	217000	BB47	NR	NR	115,000
1.00	30989	Holey Land G-200A - Preventative Maint	217000	BB47	NR	NR	2,000
1.00	30988	Holey Land G-200A - Vibrartion Analysis	217000	BB47	NR	NR	300
1.00	30990	Lake Hicpochee - Maintenance and Repairs	202000	CF05	NR	NR	2,000
1.00	17265	Levee Maintenance	217000	BB50	NR	NR	2,501
1.00	31005	RS A1 FEB - Maintenance and Repairs	217000	BB45	NR	NR	5,500
1.00	30975	STA 5/6, PH1 - CS Maintenance and Repair	217000	BB47	NR	NR	2,500
8.00	Total	530600 - Cont Serv - Maintenance and Repairs					\$131,001
1.00	17281	Pump Station Maintenance	202000	CF05	NR	NR	95,415
1.00	17277	Pump Station Maintenance	217000	BB47	NR	NR	95,000
1.00	17276	Structure Maintenance	217000	BB45	NR	NR	6,000
1.00	17282	Structure Maintenance	202000	CF02	NR	NR	4,585
4.00	Total	530606 - Cont Serv - Maint & Repairs - District Works					\$201,000
1.00	17328	Aquatic Plant Control - Fleet	217000	BV07	NR	NR	1,668
1.00	17347	Aquatic Plant Control - Fleet	202000	CV09	NR	NR	1,748
1.00	17346	Automotive-Depts Outside	202000	CI03	NR	NR	2,807
1.00	31121	C-43 Reservoir - M&R Vehicles	202002	CV04	NR	3011	1,500
1.00	17327	Canal Maintenance - Fleet	217000	BV05	NR	NR	4,334
1.00	17345	Compliance/Enforcement - Fleet	202000	CV11	NR	NR	437
1.00	17344	Equip & Infrastructure Maint - Fleet	202000	AV02	NR	NR	8,303
1.00	31131	Lake Hicpochee - Vehicle Maintenance	202000	CF05	NR	NR	3,500
1.00	17326	Levee Maintenance - Fleet	217000	BV04	NR	NR	27,920
1.00	17343	Levee Maintenance - Fleet	202000	CV05	NR	NR	16,169
1.00	17325	Pump Station Maintenance - Fleet	217000	BV03	NR	NR	10,004
1.00	17353	Pump Station Maintenance - Fleet	202000	CV04	NR	NR	1,748
1.00	31137	RS A1 FEB - M&R Vehicles	217000	BV02	NR	NR	3,120
1.00	31136	RS A1 FEB - M&R Vehicles	217000	BV04	NR	NR	4,625



5211174000 CLEWISTON FIELD STATION

Qty	Item	Name	Fund	FuncArea	FPrgr	Grant	Amount
1.00	17352	Restoration & Monitoring - Fleet	20200	AV02	NR	NR	2,185
1.00	17324	Structure Maintenance - Fleet	0	BV02	NR	NR	7,503
1.00	17351	Structure Maintenance - Fleet	21700	CV03	NR	NR	11,362
			0				
			20200				
			0				
17.00	Total	530608 - Cont Serv - Maint & Repairs - Vehicles					\$108,933
1.00	17381	Field Station Maintenance	202000	CO03	NR	NR	9,121
1.00	17375	MOSCAD, Security, & Telemetry	217000	BB62	NR	NR	275
1.00	17384	Pump Station Maintenance	202000	CF05	NR	NR	33,490
1.00	17374	Pump Station Maintenance	217000	BB47	NR	NR	10,039
1.00	17373	Structure Maintenance	217000	BB45	NR	NR	137
1.00	17383	Structure Maintenance	202000	CF02	NR	NR	858
1.00	17382	Telemetry Maintenance	202000	CJ05	NR	NR	2,606
7.00	Total	530611 - Cont Serv - Maint and Repairs Equipment					\$56,526
1.00	17395	Pump Station Maintenance	202000	CF05	NR	NR	2,029
1.00	17394	Structure Maintenance	217000	BB45	NR	NR	2,145
2.00	Total	530700 - Cont Serv - Equipment Rentals					\$4,174
1.00	31208	C-43 Reservoir - General Maintenance	202002	CO03	NR	3011	3,000
1.00	17896	Field Station Maintenance	217000	BB77	NR	NR	8,930
1.00	17413	Field Station Maintenance	202000	CO03	NR	NR	22,948
1.00	31212	Lake Hicpochee - General Maintenance	202000	CF05	NR	NR	2,500
1.00	17409	MOSCAD, Security, & Telemetry	217000	BB62	NR	NR	368
1.00	17415	Pump Station Maintenance	202000	CF05	NR	NR	6,448
1.00	17408	Pump Station Maintenance	217000	BB47	NR	NR	8,690
1.00	31220	RS A1 FEB - General Maintenance	217000	BB45	NR	NR	5,500
1.00	31191	STA 5/6, PH1 - CS General Maintenance	217000	BB47	NR	NR	2,500
1.00	17414	Telemetry Maintenance	202000	CJ05	NR	NR	3,044

Total Contracts

5211174000 CLEWISTON FIELD STATION

Qty	Item	Name	Fund	FuncArea	FPrgr	Grant	Amount
10.00		Total 531100 - Cont Serv - General Maintenance					<u>\$63,928</u>
1.00	17425	Field Station Maintenance	202000	CO03	NR	NR	<u>17,500</u>
1.00		Total 531101 - Cont Serv - Janitorial Services					<u>\$17,500</u>
1.00	17437	Field Station Maintenance	202000	CO03	NR	NR	<u>5,687</u>
1.00	17434	Pump Station Maintenance	217000	BB47	NR	NR	<u>10,349</u>
1.00	17438	Pump Station Maintenance	202000	CF05	NR	NR	<u>8,688</u>
3.00		Total 531102 - Cont Serv - Security Services					<u>\$24,724</u>
1.00	17457	District Everglades Fleet Overhead	217000	BV99	NR	NR	<u>64</u>
1.00	17466	Field Station Maintenance	202000	CO03	NR	NR	<u>4,302</u>
1.00	17465	Land Stewardship Fleet Overhead	202000	AV99	NR	NR	<u>22</u>
1.00	17464	O&M Fleet Overhead	202000	CV99	NR	NR	<u>76</u>
1.00	17456	Pump Station Maintenance	217000	BB47	NR	NR	<u>2,145</u>
1.00	17468	Pump Station Maintenance	202000	CF05	NR	NR	<u>1,124</u>
1.00	17455	Structure Maintenance	217000	BB45	NR	NR	<u>1,382</u>
1.00	17467	Structure Maintenance	202000	CF02	NR	NR	<u>243</u>
8.00		Total 531103 - Cont Serv - Waste Disposal Services					<u>\$9,358</u>
		Total Contracts					<u>\$1,838,919</u>



nt - Fleet							
15392 Levee	217000	BV07	NR	N	7,		
Maint	202000	CI03	NR	R	9		
enanc	202002	CF05	NR	N	3		
e - Fleet	217000	BV05	NR	R	8		
15921 Levee	202000	AV02	NR	30	41,		
Maintenance	202000	CV05	NR	11	08		
- Fleet	217000	BV04	NR	N	6		
15370	217000	BB41	NR	R	3,		
Movement	217000	BV03	NR	N	0		
of Water	217000	CV04	NR	R	0		
15920 Pump	202000	BB42	NR	N	33,		
Station	217000	BB42	NR	R	45		
Maintenance	217000	BB42	NR	N	4		
- Fleet	217000	CE03	NR	R	4,		
15422 Pump	202000	BV02	NR	N	4		
Statio	217000	CV03	NR	R	0		
n	202000			N	9		
Maint				R	75,		
enanc				N	65		
e - Fleet				R	3		
15442 Pump				N	63,		
ing				R	50		
Opera				N	6		
tions				R	81,		
15601 Pump				N	32		
ing				R	1		
Opera				N	60,		
tions				R	10		
15382 Pump				R	4		
ing				N	7,		
Opera				R	3		
tions					4		
15919 Struct					9		
ure					87,		
Maint					08		
enanc					1		
e					627,		
15421 Struct					172		
ure					28,2		
Maint					93		
enanc					26,9		
e - Fleet					33		
					37,4		
					66		

15.00 Total 540030 - Oper Expense - Inventory Other Fuels \$1,184,765



5211174000 CLEWISTON FIELD STATION

Qty	Item	Name	Fund	FuncArea	FPrgr	Grant	Amount
1.00	31363	Lake Hicpochee - Oils and Lubes	20200	CF05	NR	NR	750
1.00	17508	Land Stewardship Fleet Overhead	0	AV99	NR	NR	749
1.00	17507	O&M Fleet Overhead	20200	CV99	NR	NR	2,649
1.00	17510	Pump Station Maintenance	0	CF05	NR	NR	11,034
1.00	17500	Pump Station Maintenance	20200	BB47	NR	NR	18,529
1.00	26016	Pumping Operations	0	BB42	NR	NR	31,750
1.00	31337	RS A1 FEB - Inventory Oils and Lubricant	20200	BV04	NR	NR	800
1.00	31371	RS A1 FEB - Inventory Oils and Lubricant	0	BV02	NR	NR	800
1.00	31330	STA 5/6, PH1 - OE Oils and Lubes	0	BB47	NR	NR	250
1.00	17499	Structure Maintenance	21700	BB45	NR	NR	5,747
1.00	17509	Structure Maintenance	0	CF02	NR	NR	764
			21700				
			0				
			21700				
			0				
			21700				
			0				
			20200				
			0				
13.00	Total	540040 - Oper Expense - Inventory Oils/Lubricants/Solvents					\$78,575
1.00	17521	Field Station Maintenance	217000	BB77	NR	NR	9,296
1.00	17523	O&M Program Support	202000	CZ99	NR	NR	1,838
2.00	Total	540050 - Oper Expense - Inventory Parts and Supplies					\$11,134
1.00	31411	C-43 Reservoir - Books/Subscriptions	202002	CF05	NR	3011	250
1.00	17530	District Everglades Fleet Overhead	217000	BV99	NR	NR	129
1.00	17534	Land Stewardship Fleet Overhead	202000	AV99	NR	NR	43
1.00	17533	O&M Fleet Overhead	202000	CV99	NR	NR	151
4.00	Total	541100 - Oper Expense - Books/Subscriptions					\$573

1.00						
1.00	31417 C-43 Reservoir - OE Liquid Propane	202002	CE02	NR	3011	1,200
1.00	31420 Lake Hicpochee - OE Propane	202000	CF05	NR	NR	1,250
1.00	17555 Structure Maintenance	202000	CF02	NR	NR	1,079
1.00	17549 Structure Maintenance	217000	BB45	NR	NR	172
	17554 Telemetry Maintenance	202000	CJ05	NR	NR	<u>719</u>

Total Operating Expenses

---



---



---



---



---



---



---



5211174000 CLEWISTON FIELD STATION

Qty	Item	Name	Fund	FuncArea	FPrgr	Grant	Amount
5.00	Total	541200 - Oper Expense - Liquid Propane Fuel					\$4,420
1.00	17595	Aquatic Plant Control	202000	CK01	NR	NR	9,256
1.00	17586	Aquatic Plant Control	217000	BB66	NR	NR	17,500
1.00	31449	Boma AGI - Construction Material	202000	CG01	NR	NR	1,500
1.00	17594	Field Station Maintenance	202000	CO03	NR	NR	11,442
1.00	31476	Lake Hicpochee - Road Rock Material	202000	CG01	NR	NR	15,000
1.00	17585	Levee Maintenance	217000	BB50	NR	NR	15,000
1.00	17593	Levee Maintenance	202000	CG01	NR	NR	33,115
1.00	17584	MOSCAD, Security, & Telemetry	217000	BB62	NR	NR	265
1.00	17583	Pump Station Maintenance	217000	BB47	NR	NR	5,000
1.00	17599	Pump Station Maintenance	202000	CF05	NR	NR	3,672
1.00	31488	RS A1 FEB - Construct Material-Road Rock	217000	BB50	NR	NR	30,000
1.00	17598	Structure Maintenance	202000	CF02	NR	NR	3,251
1.00	17582	Structure Maintenance	217000	BB45	NR	NR	5,000
1.00	17597	Telemetry Maintenance	202000	CJ05	NR	NR	467
14.00	Total	541300 - Oper Expense - Construction Materials					\$150,468
1.00	31493	C-43 Reservoir - Distirct Uniforms	202002	CE03	NR	3011	1,545
1.00	17654	Levee Maintenance	202000	CG01	NR	NR	4,819
1.00	17653	O&M Program Support	202000	CZ99	NR	NR	270
1.00	17638	Pump Station Maintenance	217000	BB47	NR	NR	2,830
1.00	17659	Pump Station Maintenance	202000	CF05	NR	NR	2,119
1.00	17657	Structure Maintenance	202000	CF02	NR	NR	120
1.00	17637	Structure Maintenance	217000	BB45	NR	NR	2,330
1.00	17656	Terrestrial Plant Control	202000	CK03	NR	NR	2,380
8.00	Total	541301 - Oper Expense - District Uniforms					\$16,413
1.00	20966	Safety Boots	217000	BB45	NR	NR	1,500
1.00	20965	Safety Boots	202000	CF02	NR	NR	2,500
	Total	Operating Expenses					

5211174000 CLEWISTON FIELD STATION

Qty	Item	Name	Fund	FuncArea	FPrgr	Grant	Amount
2.00		Total 541302 - Oper Expense - Safety Shoes					\$4,000
1.00	31519	C-43 Reservoir - Tools Equip PPE	202002	CF05	NR	3011	1,050
1.00	17699	District Everglades Fleet Overhead	217000	BV99	NR	NR	772
1.00	17717	Land Stewardship Fleet Overhead	202000	AV99	NR	NR	<u>256</u>
1.00	17716	Levee Maintenance	202000	CG01	NR	NR	2,592
1.00	17715	O&M Fleet Overhead	202000	CV99	NR	NR	908
1.00	17698	Pump Station Maintenance	217000	BB47	NR	NR	5,476
1.00	17721	Pump Station Maintenance	202000	CF05	NR	NR	3,446
1.00	31528	RS A1 FEB - Tools and Equipment	217000	BB45	NR	NR	500
1.00	17697	Structure Maintenance	217000	BB45	NR	NR	9,476
1.00	17720	Structure Maintenance	202000	CF02	NR	NR	<u>2,023</u>
10.00		Total 541400 - Oper Expense - Tools/Equipment/PPE					\$26,499
1.00	31556	Boma AGI - P&S Pump Station Maint	202000	CF05	NR	NR	12,500
1.00	31567	Holey Land G-200A - Parts & Supplies	217000	BB47	NR	NR	2,500
1.00	31570	Lake Hicpochee - Parts and Supplies	202000	CF05	NR	NR	4,500
1.00	31574	RS A1 FEB - Commodities	217000	BB45	NR	NR	8,500
4.00		Total 541500 - Oper Expense - Parts and Supplies					\$28,000
1.00	17736	Levee Maintenance	202000	CG01	NR	NR	3,387
1.00	17734	Levee Maintenance	217000	BB50	NR	NR	1,289
2.00		Total 541501 - Oper Expense - Parts,Supp - Agricultural					\$4,676
1.00	17787	Aquatic Plant Control - Fleet	217000	BV07	NR	NR	<del>3,050</del>
1.00	17810	Aquatic Plant Control - Fleet	202000	CV09	NR	NR	3,216
1.00	17809	Automotive-Depts Outside	202000	CI03	NR	NR	<del>3,775</del>
1.00	31595	C-43 Reservoir - P&S Fleet	202002	CV04	NR	3011	1,500
1.00	17786	Canal Maintenance - Fleet	217000	BV05	NR	NR	5,081

5211174000 CLEWISTON FIELD STATION

Qty	Item	Name	Fund	FuncArea	FPrgr	Grant	Amount
1.00	17808	Compliance/Enforcement - Fleet	20200	CV11	NR	NR	833
1.00	17785	District Everglades Fleet Overhead	0	BV99	NR	NR	3,238
1.00	17807	Equip & Infrastructure Maint - Fleet	21700	AV02	NR	NR	15,129
1.00	17806	Land Stewardship Fleet Overhead	0	AV99	NR	NR	1,109
1.00	17784	Levee Maintenance - Fleet	20200	BV04	NR	NR	41,081
1.00	17805	Levee Maintenance - Fleet	0	BV04	NR	NR	29,425
1.00	17804	O&M Fleet Overhead	20200	CV05	NR	NR	3,824
1.00	17783	Pump Station Maintenance - Fleet	0	CV99	NR	NR	29,869
1.00	17816	Pump Station Maintenance - Fleet	21700	BV03	NR	NR	3,216
1.00	31589	RS A1 FEB - P&S - Fleet	0	CV04	NR	NR	8,500
1.00	31590	RS A1 FEB - P&S - Fleet	0	BV04	NR	NR	2,890
1.00	17815	Restoration & Monitoring - Fleet	20200	BV02	NR	NR	4,010
1.00	17782	Structure Maintenance - Fleet	0	AV02	NR	NR	15,323
1.00	17814	Structure Maintenance - Fleet	21700	BV02	NR	NR	15,688
			0	CV03	NR	NR	
			20200				
			0				
			21700				
			0				
			21700				
			0				
			20200				
			0				
			21700				
			0				
			20200				
			0				
19.00	Total	541502 - Oper Expense - Parts,Supp - Fleet					\$190,757
1.00	31610	C-43 Reservoir - Building & Grounds P&S	202002	CF05	NR	3011	3,500
1.00	17850	Field Station Maintenance	202000	CO03	NR	NR	21,000
1.00	17843	MOSCAD, Security, & Telemetry	217000	BB62	NR	NR	216
1.00	17842	Pump Station Maintenance	217000	BB47	NR	NR	29,531
1.00	17853	Pump Station Maintenance	202000	CF05	NR	NR	25,379
1.00	17841	Structure Maintenance	217000	BB45	NR	NR	6,089
1.00	17852	Structure Maintenance	202000	CF02	NR	NR	391
1.00	17851	Telemetry Maintenance	202000	CJ05	NR	NR	2,106

8.00 Total

541503 - Oper Expense - Parts,Supp - Build & Ground Equip

\$88,212

1.00	31639 Boma AGI - P&S Electrical	202000	CE03	NR	NR	7,000
1.00	31649 C-43 Reservoir - P&S Electrical	202002	CF05	NR	3011	6,500
1.00	17883 Field Station Maintenance	202000	CO03	NR	NR	5,884
1.00	31654 Holey Land G-200A - Electric P&S	217000	BB47	NR	NR	8,500
1.00	31657 Lake Hicpochee - P&S Electrical	202000	CF05	NR	NR	12,500
1.00	17876 MOSCAD, Security, & Telemetry	217000	BB62	NR	NR	87

---

---



Reservoir - P&S Water Control	202000	CF02	NR	N	1,
17941 Pump Station Maintenance	202002 217000	CF02	NR	R	5
17947 Pump Station Maintenance	202000 217000	BB47	NR	30 11	0 0
31729 STA 5/6, PH1 - OE P&S Water Control	217000 202000	CF05	NR	N	4,
31728 STA 5/6, PH1 - OE P&S Water Contr ol	217000	BB47	NR	R	5
17940 Struct ure Maint enanc e	217000	BB45	NR	N	0
17946 Struct ure Maint enanc e	202000	BB45	NR	R	140,
		CF02	NR	N	165
				R	60,7
				N	47
				R	3,50
				N	0
				R	2,50
				N	0
				R	44,5
					04
					9,22
					4

---



---



---

5211174000 CLEWISTON FIELD STATION

Qty	Item	Name	Fund	FuncArea	FPrgr	Grant	Amount
8.00	Total	541512 - Oper Expense - Parts and Supplies Water Control Structure					<u>\$266,640</u>
1.00	17978	Field Station Maintenance	202000	CO03	NR	NR	450
1.00	17970	Levee Maintenance	217000	BB50	NR	NR	1,000
1.00	17977	Levee Maintenance	202000	CG01	NR	NR	<u>1,000</u>
1.00	17969	MOSCAD, Security, & Telemetry	217000	BB62	NR	NR	429
1.00	17968	Pump Station Maintenance	217000	BB47	NR	NR	<u>1,000</u>
1.00	17981	Pump Station Maintenance	202000	CF05	NR	NR	2,248
1.00	17967	Structure Maintenance	217000	BB45	NR	NR	<u>1,000</u>
1.00	17980	Structure Maintenance	202000	CF02	NR	NR	534
1.00	17979	Telemetry Maintenance	202000	CJ05	NR	NR	<u>450</u>
9.00	Total	541600 - Oper Expense - Rent/Lease Equipment					<u>\$8,111</u>
1.00	17998	O&M Program Support	202000	CZ99	NR	NR	<u>783</u>
1.00	Total	542310 - Oper Expense - Memberships, Dues and Fees					<u>\$783</u>
1.00	18022	Levee Maintenance	202000	CG01	NR	NR	313
1.00	18024	Structure Maintenance	202000	CF02	NR	NR	313
1.00	18023	Terrestrial Plant Control	202000	CK03	NR	NR	157
3.00	Total	542400 - Oper Expense - Professional Licenses					<u>\$783</u>
1.00	18028	O&M Program Support	202000	CZ99	NR	NR	437
1.00	Total	543300 - Oper Expense - Other Fees					<u>\$437</u>
1.00	18038	Field Station Maintenance	202000	CO03	NR	NR	437
1.00	18037	Levee Maintenance	202000	CG01	NR	NR	540

5211174000 CLEWISTON FIELD STATION

Qty	Item	Name	Fund	FuncArea	FPrgr	Grant	Amount
2.00		Total 543301 - Oper Expense - Permits & Fees					\$977
1.00	31872	C-43 Reservoir - Waste Disposal	202002	CE03	NR	3011	500
1.00	18050	Levee Maintenance	202000	CG01	NR	NR	<u>1,151</u>
1.00	18048	Levee Maintenance	217000	BB50	NR	NR	412
3.00		Total 543302 - Oper Expense - Waste Disposal Fees					\$2,063
1.00	18058	O&M Program Support	202000	CZ99	NR	NR	<u>310</u>
1.00		Total 543600 - Oper Expense - Postage					\$310
1.00	31890	Boma AGI - Pump Station Electric	202000	CE03	NR	NR	24,000
1.00	31899	C-43 Reservoir - Pump Station Electric	202002	CE03	NR	3011	<u>134,000</u>
1.00	15394	Field Station Maintenance	202000	CO03	NR	NR	12,958
1.00	31906	Holey Land G-200A - Electric Service	217000	BB47	NR	NR	<u>45,000</u>
1.00	31908	Lake Hicpochee - Electrical Service	202000	CE03	NR	NR	30,000
1.00	15926	Movement of Water	202000	CE02	NR	NR	<u>10,000</u>
1.00	15928	Pumping Operations	217000	BB42	NR	NR	315,622
1.00	15390	Pumping Operations	202000	CE03	NR	NR	28,000
1.00	31886	RS A1 FEB - Electric Costs	217000	BB45	NR	NR	4,000
1.00	31883	STA 5/6, PH1 - OE Electrical Service	217000	BB47	NR	NR	95,000
1.00	15927	Telemetry Maintenance	202000	CJ05	NR	NR	12,000
11.00		Total 543701 - Oper Expense - Electrical Service					\$710,580
1.00	18067	Field Station Maintenance	202000	CO03	NR	NR	755
1.00	18068	Pump Station Maintenance	202000	CF05	NR	NR	6,626
1.00	17658	Pumping Operations	202000	CE03	NR	NR	6,270
3.00		Total 543702 - Oper Expense - Water/Sewer Service					\$13,651



5211174000 CLEWISTON FIELD STATION

Qty	Item	Name	Fund	FuncArea	FPrgr	Grant	Amount
1.00	31928	C-43 Reservoir - Freight	20200	CF05	NR	3011	1,000
1.00	18076	O&M Program Support	2	CZ99	NR	NR	1,819
1.00	18074	O&M Program Support	20200	BB79	NR	NR	3,415
			0				
			21700				
			0				
3.00	Total	543800 - Oper Expense - Freight					\$6,234
	Total	Operating Expenses					\$3,112,222
1.00	15405	Pump Station Maintenance	406000	BB47	NR	NR	18,730
1.00	Total	589300 - Capital Outlay - Equipment					\$18,730
	Total	Capital - Operating					\$18,730
	Total	CLEWISTON FIELD STATION					\$11,076,401

5301175000 FIELD OPERATIONS BUREAU - REGION 2

Qty	Item	Name	Fund	FuncArea	FPrgr	Grant	Amount
1.00	Total	510100 - Salaries and Wages - Regular					\$119,933
1.00	Total	520900 - Fringe Benefits - FICA Taxes Employer Share					\$9,175
1.00	Total	521010 - Fringe Benefits - FRS Retirement Contrib					\$14,284
1.00	Total	521110 - Fringe Benefits - Medical Insurance					\$21,150
1.00	Total	521120 - Fringe Benefits - Dental Insurance					\$1,220
1.00	Total	521130 - Fringe Benefits - Vision Insurance					\$137
1.00	Total	521140 - Fringe Benefits - Accidental Death Dismemberment					\$15
1.00	Total	521150 - Fringe Benefits - Long-Term Disability					\$200
1.00	Total	521160 - Fringe Benefits - Life Insurance					\$257
	Total	Personal Services					\$166,371
	Total	FIELD OPERATIONS BUREAU - REGION 2					\$166,371

5310175100 MIAMI-DADE FIELD STATION

Qty	Item	Name	Fund	FuncArea	FPrgr	Grant	Amount
41.00	Total	510100 - Salaries and Wages - Regular					\$2,247,818
9.00	Total	511100 - Salaries and Wages - Overtime					<u>\$89,065</u>
50.00	Total	520900 - Fringe Benefits - FICA Taxes Employer Share					\$178,773
50.00	Total	521010 - Fringe Benefits - FRS Retirement Contrib					\$289,289
41.00	Total	521110 - Fringe Benefits - Medical Insurance					<u>\$676,590</u>
41.00	Total	521120 - Fringe Benefits - Dental Insurance					\$50,020
41.00	Total	521130 - Fringe Benefits - Vision Insurance					\$5,631
41.00	Total	521140 - Fringe Benefits - Accidental Death Dismemberment					<u>\$613</u>
41.00	Total	521150 - Fringe Benefits - Long-Term Disability					<u>\$8,200</u>
41.00	Total	521160 - Fringe Benefits - Life Insurance					\$10,057
	Total	Personal Services					<u>\$3,556,056</u>

5310175100 MIAMI-DADE FIELD STATION

Qty	Item	Name	Fund	FuncArea	FPrgr	Grant	Amount
1.00	30779	BBCW Deering - Trapping Services	20200	CF05	NR	3007	800
1.00	30780	S-356 - Trapping Services	20200	CF05	NR	3003	<u>700</u>
2.00	Total	530106 - Cont Serv - Alligator Protection Services					\$1,500
1.00	17174	Levee Maintenance	202000	CG01	NR	NR	6,163
1.00	Total	530116 - Cont Serv - Road Grading Services					\$6,163
1.00	17180	Structure Maintenance	202000	CF02	NR	NR	1,763
1.00	Total	530120 - Cont Serv - Electrical Services					\$1,763
1.00	19980	AQUATIC PLANT CONTROL	101003	CK01	NR	NR	3,546
1.00	19979	AQUATIC PLANT CONTROL	225000	CK01	NR	NR	17,731
1.00	24643	Aquatic Plant Control	202000	CK01	NR	NR	4,884
3.00	Total	530300 - Cont Serv - Aquatic Spraying					\$26,161
1.00	30881	S-356 - Terrestrial Plant Control	202002	CF05	NR	3003	100
1.00	24644	Terrestrial Plant Control	202000	CK03	NR	NR	116,629
1.00	18236	Terrestrial Plant Control	101003	CK03	NR	NR	23,320
1.00	17205	Terrestrial Plant Control	225000	CK03	NR	NR	50,253
4.00	Total	530301 - Cont Serv - Terrestrial Spraying					\$190,302
1.00	17214	Levee Maintenance	202000	CG01	NR	NR	1,835

Total Contracts

---

---

5310175100 MIAMI-DADE FIELD STATION

Qty	Item	Name	Fund	FuncArea	FPrgr	Grant	Amount
1.00	Total	530401 - Cont Serv - Exotic Nuisance Wildlife					\$1,835
1.00	17223	Mowing	20200	CG03	NR	NR	252,968
			0				
1.00	Total	530403 - Cont Serv - Mowing Canals/Levees					\$252,968
1.00	30934	BBCW Deering - Mowing S-700		CF05	NR	3007	2,600
1.00	30944	CEPP South S-333N - Mowing	20200	CF02	NR	NR	1,350
			2				
1.00	17231	Field Station Maintenance	20200	CO03	NR	NR	9,365
1.00	17234	Pump Station Maintenance	2	CF05	NR	NR	1,400
1.00	30947	S-356 - Mowing	20200	CF05	NR	3003	500
1.00	17233	Structure Maintenance	0	CF02	NR	NR	42,928
1.00	17232	Telemetry Maintenance	20200	CJ05	NR	NR	1,250
			0				
			20200				
			2				
			20200				
			0				
			20200				
			0				
7.00	Total	530404 - Cont Serv - Mowing Field Stations/Pump Stations					\$59,393
1.00	17251	Field Station Maintenance	202000	CO03	NR	NR	1,485
1.00	12420	Mobile Crane Inspect - MIA	202000	CI04	NR	NR	4,000
1.00	30961	S-356 - Vibration Analysis	202002	CF05	NR	3003	250
3.00	Total	530405 - Cont Serv - Equipment Inspections					\$5,735
	1.00				e	e	E
	1.00				r	p	P
1.00	1.00		31074	B	i	a	P
1.00	1.00			B	n	i	S
1.00	1.00			C	g	r	o
1.00	1.00			V	-	s	u
1.00	1.00			D	O		t
				e	u	31093 C	h

S-333								
N -								
Outso	202002		CF05	NR	30	1,0		
urce					07	00		
Repai	202002		CF02	NR				
rs	219000		CF02	NR	N	1,0		
31094 Dade-	219000		CF02	NR	R	00		
Brow	202000		CF05	NR	N	1,5		
ard -					R	00		
Outso	202002		CF05	NR	N	1,5		
urce	202000		CF02	NR	R	00		
Repai	202000		CF02	NR	N	18,2		
rs					R	36		
26830 Dade-					30	16,0		
Brow					03	00		
ard -					N	10,0		
Outso					R	00		
urce					N	2,8		
Repai					R	40		
rs								
17273 Pump								
Station								
Maintenance								
31105 S-356								
-								
Outso								
urce								
Repai								
rs								
19993 STRU								
CTU								
RE								
MAI								
NTE								
NAN								
CE								
17272								
Structure								
Maintenance								

Total Contracts

5310175100 MIAMI-DADE FIELD STATION

Qty	Item	Name	Fund	FuncArea	FPrgr	Grant	Amount
8.00	Total	530606 - Cont Serv - Maint & Repairs - District Works					\$52,076
1.00	17305	Aquatic Plant Control - Fleet	202000	CV09	NR	NR	42,225
1.00	17304	Automotive-Depts Outside	202000	CI03	NR	NR	1,112
1.00	17303	Compliance/Enforcement - Fleet	202000	CV11	NR	NR	1,667
1.00	17302	Levee Maintenance - Fleet	202000	CV05	NR	NR	24,446
1.00	17311	Other Equipment Maintenance	202000	CI04	NR	NR	556
1.00	17310	Structure Maintenance - Fleet	202000	CV03	NR	NR	15,559
6.00	Total	530608 - Cont Serv - Maint & Repairs - Vehicles					\$85,565
1.00	17365	Field Station Maintenance	202000	CO03	NR	NR	33,754
1.00	17368	Structure Maintenance	202000	CF02	NR	NR	2,144
1.00	17367	Telemetry Maintenance	202000	CJ05	NR	NR	4,638
3.00	Total	530611 - Cont Serv - Maint and Repairs Equipment					\$40,536
1.00	17393	Levee Maintenance	202000	CG01	NR	NR	903
1.00	Total	530700 - Cont Serv - Equipment Rentals					\$903
1.00	31197	BBCW Deering - Building Repairs	202002	CF05	NR	3007	1,000
1.00	17401	Field Station Maintenance	202000	CO03	NR	NR	26,313
1.00	17404	Pump Station Maintenance	202000	CF05	NR	NR	8,094
1.00	31215	S-356 - Building Repairs	202002	CF05	NR	3003	2,000
1.00	17403	Telemetry Maintenance	202000	CJ05	NR	NR	1,579
5.00	Total	531100 - Cont Serv - General Maintenance					\$38,986
1.00	17422	Field Station Maintenance	202000	CO03	NR	NR	22,500



5310175100 MIAMI-DADE FIELD STATION

Qty	Item	Name	Fund	FuncArea	FPrgr	Grant	Amount
1.00		Total 531101 - Cont Serv - Janitorial Services					<u>\$22,500</u>
1.00	31229	BBCW Deering - Security Maintenance	202002	CF05	NR	3007	200
1.00	17430	Field Station Maintenance	202000	CO03	NR	NR	1,662
1.00	17431	Pump Station Maintenance	202000	CF05	NR	NR	<u>1,312</u>
1.00	31234	S-356 - Security Maintenance	202002	CF05	NR	3003	<u>3,500</u>
4.00		Total 531102 - Cont Serv - Security Services					<u>\$6,674</u>
1.00	17447	Field Station Maintenance	202000	CO03	NR	NR	<u>8,000</u>
1.00	17446	O&M Fleet Overhead	202000	CV99	NR	NR	101
1.00	17449	Pump Station Maintenance	202000	CF05	NR	NR	<u>2,248</u>
1.00	17448	Structure Maintenance	202000	CF02	NR	NR	<u>378</u>
4.00		Total 531103 - Cont Serv - Waste Disposal Services					<u>\$10,727</u>
		Total Contracts					<u>\$803,787</u>

5310175100 MIAMI-DADE FIELD STATION

Qty	Item	Name	Fund	FuncArea	FPrgr	Grant	Amount
1.00	19982	AQUATIC PLANT CONTROL	20200	CK01	NR	NR	2,500
1.00	19981	AQUATIC PLANT CONTROL	0	CK01	NR	NR	2,015
1.00	19978	AQUATIC PLANT CONTROL	22500	CK01	NR	NR	8,867
1.00	17479	Aquatic Plant Control	0	CK01	NR	NR	29,425
1.00	31267	BBCW Deering - Chemicals S-700	22500	CF05	NR	3007	100
1.00	31286	S-356 - Chemicals	0	CF05	NR	3003	200
1.00	17481	Terrestrial Plant Control	20200	CK03	NR	NR	52,676
1.00	19971	Terrestrial Plant Control	20200	CK03	NR	NR	21,134
			2				
			20200				
			2				
			20200				
			0				
			22500				
			0				
8.00	Total	540010 - Oper Expense - Inventory Chemicals					\$116,917
1.00	15397	Aquatic Plant Control - Fleet	202000	CV09	NR	NR	56,292
1.00	15439	Automotive - Depts Outside O&M	202000	CI03	NR	NR	33,579
1.00	15417	Compliance / Enforcement - Fleet	202000	CV11	NR	NR	5,597
1.00	15427	Levee Maintenance -Fleet	202000	CV05	NR	NR	48,314
1.00	31323	S-356 - Fuel	202002	CE03	NR	3003	365,000
1.00	15426	Structure Maintenance - Fleet	202000	CV03	NR	NR	37,681
6.00	Total	540030 - Oper Expense - Inventory Other Fuels					\$546,463
1.00	31340	BBCW Deering - Oils / Lube	202002	CF05	NR	3007	250
1.00	31354	CEPP South S-333N - Oils/Lube	202002	CF02	NR	NR	300
1.00	17492	O&M Fleet Overhead	202000	CV99	NR	NR	3,525
1.00	17494	Pump Station Maintenance	202000	CF05	NR	NR	7,194
1.00	26012	Pumping Operations	202000	CE03	NR	NR	3,000
1.00	31331	S-152 Gated Spillway - Oils/Lube	202000	CF02	NR	NR	150
1.00	31368	S-356 - Oils/Lube	202002	CF05	NR	3003	2,000
1.00	17493	Structure Maintenance	202000	CF02	NR	NR	4,209

8.00 Total

540040 - Oper Expense - Inventory Oils/Lubricants/Solvents

\$20,628

1.00 17519 O&M Program Support

202000 CZ99

NR

NR

1,497

---

---

---

---

---

---

---

---

---

---

5310175100 MIAMI-DADE FIELD STATION

Qty	Item	Name	Fund	FuncArea	FPrgr	Grant	Amount
1.00		Total 540050 - Oper Expense - Inventory Parts and Supplies					\$1,497
1.00	17527	O&M Fleet Overhead	202000	CV99	NR	NR	<u>201</u>
1.00		Total 541100 - Oper Expense - Books/Subscriptions					\$201
1.00	31418	CEPP South S-333N - Propane	202002	CF02	NR	NR	<u>400</u>
1.00	31419	Dade-Broward - Propane	219000	CF02	NR	NR	170
1.00	26715	Dade-Broward - Propane	219000	CF02	NR	NR	170
1.00	17543	Field Station Maintenance	202000	CO03	NR	NR	360
1.00	17546	Structure Maintenance	202000	CF02	NR	NR	2,698
1.00	17545	Telemetry Maintenance	202000	CJ05	NR	NR	<u>9,360</u>
6.00		Total 541200 - Oper Expense - Liquid Propane Fuel					\$13,158
1.00	17570	Aquatic Plant Control	202000	CK01	NR	NR	1,885
1.00	31448	BBCW Deering - Fencing S-700	202002	CF05	NR	3007	<u>500</u>
1.00	31447	BBCW Deering - Metal	202002	CF05	NR	3007	300
1.00	31446	BBCW Deering - Wood	202002	CF05	NR	3007	100
1.00	31460	CEPP South S-333N - Fencing	202002	CF02	NR	NR	1,000
1.00	31461	Dade-Broward - Fencing	219000	CF02	NR	NR	500
1.00	26833	Dade-Broward - Fencing	219000	CF02	NR	NR	500
1.00	17569	Field Station Maintenance	202000	CO03	NR	NR	<u>1,456</u>
1.00	17568	Levee Maintenance	202000	CG01	NR	NR	3,932
1.00	17575	Pump Station Maintenance	202000	CF05	NR	NR	527
1.00	31434	S-152 Gated Spillway - Lumber	202000	CF02	NR	NR	500
1.00	31485	S-356 - Fencing	202002	CF05	NR	3003	2,000
1.00	31484	S-356 - Metal	202002	CF05	NR	3003	<u>1,200</u>
1.00	31483	S-356 - Wood	202002	CF05	NR	3003	500
1.00	17574	Structure Maintenance	202000	CF02	NR	NR	2,885
1.00	17573	Telemetry Maintenance	202000	CJ05	NR	NR	<u>1,257</u>
16.00		Total 541300 - Oper Expense - Construction Materials					\$19,042

5310175100 MIAMI-DADE FIELD STATION

Qty	Item	Name	Fund	FuncArea	FPrgr	Grant	Amount
1.00	17624	Aquatic Plant Control	20200	CK01	NR	NR	5,779
1.00	17623	Levee Maintenance	0	CG01	NR	NR	<u>4,969</u>
1.00	17628	Pump Station Maintenance	20200	CF05	NR	NR	540
1.00	17627	Structure Maintenance	0	CF02	NR	NR	<u>3,779</u>
1.00	17626	Terrestrial Plant Control	20200	CK03	NR	NR	540
			0				
			20200				
			0				
			20200				
			0				
5.00	Total	541301 - Oper Expense - District Uniforms					\$15,607
1.00	20969	Safety Boots	202000	CF02	NR	NR	4,000
1.00	Total	541302 - Oper Expense - Safety Shoes					\$4,000
1.00	17683	Aquatic Plant Control	202000	CK01	NR	NR	8,093
1.00	31515	BBCW Deering - Tools, Equip & Gauges	202002	CF05	NR	3007	300
1.00	31522	Dade-Broward - Small Tools	219000	CF02	NR	NR	1,000
1.00	26829	Dade-Broward - Small Tools	219000	CF02	NR	NR	1,000
1.00	17682	Levee Maintenance	202000	CG01	NR	NR	5,395
1.00	17681	O&M Fleet Overhead	202000	CV99	NR	NR	1,209
1.00	17687	Pump Station Maintenance	202000	CF05	NR	NR	1,348
1.00	31524	S-356 - Small Tools, Equipment, Gauges	202002	CF05	NR	3003	300
1.00	31523	S-356 - Tool/Equipment/PPE	202002	CF05	NR	3003	500
1.00	17686	Structure Maintenance	202000	CF02	NR	NR	9,666
1.00	17685	Terrestrial Plant Control	202000	CK03	NR	NR	1,349
11.00	Total	541400 - Oper Expense - Tools/Equipment/PPE					\$30,160
1.00	31576	BBCW Deering - Agriculture Supplies	202002	CF05	NR	3007	100
1.00	17732	Levee Maintenance	202000	CG01	NR	NR	339
1.00	31580	S-356 - Agriculture Supplies	202002	CF05	NR	3003	100



5310175100 MIAMI-DADE FIELD STATION

Qty	Item	Name	Fund	FuncArea	FPrgr	Grant	Amount
1.00	17761	Aquatic Plant Control - Fleet	20200	CV09	NR	NR	88,203
1.00	17760	Automotive-Depts Outside	0	CI03	NR	NR	1,541
1.00	17759	Compliance/Enforcement - Fleet	20200	CV11	NR	NR	4,638
1.00	17758	Levee Maintenance - Fleet	0	CV05	NR	NR	38,862
1.00	17757	O&M Fleet Overhead	20200	CV99	NR	NR	16,384
1.00	17766	Other Equipment Maintenance	0	CI04	NR	NR	445
1.00	17765	Structure Maintenance - Fleet	0	CV03	NR	NR	31,927
			20200				
			0				
			20200				
			0				
			20200				
			0				
7.00	Total	541502 - Oper Expense - Parts,Supp - Fleet					\$182,000
1.00	31606	BBCW Deering - Building & Grounds	202002	CF05	NR	3007	1,000
1.00	31613	CEPP South S-333N - Paint	202002	CF02	NR	NR	150
1.00	26714	Dade-Broward - Paint	219000	CF02	NR	NR	200
1.00	31614	Dade-Broward - Paint	219000	CF02	NR	NR	200
1.00	17832	Field Station Maintenance	202000	CO03	NR	NR	22,070
1.00	17836	Pump Station Maintenance	202000	CF05	NR	NR	2,134
1.00	31602	S-152 Gated Spillway - Paint	202000	CF02	NR	NR	250
1.00	31616	S-356 - Building & Grounds	202002	CF05	NR	3003	1,500
1.00	31615	S-356 - Paint	202002	CF05	NR	3003	500
1.00	17835	Structure Maintenance	202000	CF02	NR	NR	1,010
1.00	17834	Telemetry Maintenance	202000	CJ05	NR	NR	2,468
11.00	Total	541503 - Oper Expense - Parts,Supp - Build & Ground Equip					\$31,482
	1.00			31653	C		c
					E		t
1.00	1.00		31638		P		r
1.00	1.00		BBCW		P		i
1.00			Deerin		S		c
1.00			g -		o		P
1.00			Electri		u		&
1.00			cal		t		S
1.00			Suppli		h	31656	D
1.00			es				r

d -							
P&S							
Electr	202002		CF05	NR	30	5	
ical/	202002		CF02	NR	07	0	
Electr	219000		CF02	NR	N	0	
onic	219000		CF02	NR	R	1,0	
26717 Dade-	219000		CF02	NR	N	00	
Broward -	202000		CO03	NR	R	7	
P&S	202000		CF05	NR	N	0	
Electrical/	202002		CF05	NR	R	0	
Electronic	202002		CF02	NR	N	7	
17865 Field	202000		CF02	NR	R	0	
Statio	202000		CJ05	NR	N	0	
n					R	25,2	
Maint						62	
enanc					30	7,3	
e					03	39	
17869 Pump					N		
Station					R	2,0	
Maintenance					N	00	
31660 S-356					R	15,0	
-						04	
Electr						3,4	
ical						35	
Suppl							
ies							
17868							
Structure							
Maintenance							
17867							
Telemetry							
Maintenance							
		Total	Operating Expenses				



5310175100 MIAMI-DADE FIELD STATION

Qty	Item	Name	Fund	FuncArea	FPrgr	Grant	Amount
9.00	Total	541505 - Oper Expense - Parts,Supp - Electrical/Electronic					\$55,940
1.00	17894	O&M Program Support	202000	CZ99	NR	NR	<u>877</u>
1.00	Total	541510 - Oper Expense - Parts,Supp - Office					\$877
1.00	31714	BBCW Deering - Locks	202002	CF05	NR	3007	<u>250</u>
1.00	17908	Field Station Maintenance	202000	CO03	NR	NR	1,809
1.00	17907	Levee Maintenance	202000	CG01	NR	NR	439
1.00	17910	Pump Station Maintenance	202000	CF05	NR	NR	663
1.00	17909	Structure Maintenance	202000	CF02	NR	NR	332
5.00	Total	541511 - Oper Expense - Parts and Supplies Security Equipment					<u>\$3,493</u>
1.00	31736	BBCW Deering - P&S Water Control	202002	CF05	NR	3007	<u>2,000</u>
1.00	31737	BBCW Deering - Parts & Supplies	202002	CF05	NR	3007	500
1.00	31749	CEPP South S-333N - Parts & Supplies	202002	CF02	NR	NR	1,000
1.00	26716	Dade-Broward - Parts & Supplies	219000	CF02	NR	NR	700
1.00	31752	Dade-Broward - Parts & Supplies	219000	CF02	NR	NR	700
1.00	17937	Pump Station Maintenance	202000	CF05	NR	NR	24,620
1.00	26013	Pumping Operations	202000	CE03	NR	NR	2,000
1.00	31719	S-152 Gated Spillway - Parts & Supplies	202000	CF02	NR	NR	1,900
1.00	31780	S-356 - Parts & Supplies	202002	CF05	NR	3003	1,000
1.00	31779	S-356 P&S Water Control	202002	CF05	NR	3003	13,000
1.00	17936	Structure Maintenance	202000	CF02	NR	NR	48,628
11.00	Total	541512 - Oper Expense - Parts and Supplies Water Control Structure					\$96,048
1.00	17959	Field Station Maintenance	202000	CO03	NR	NR	3,000
1.00	17958	Levee Maintenance	202000	CG01	NR	NR	9,389
1.00	17964	Pump Station Maintenance	202000	CF05	NR	NR	8,993
1.00	31801	S-356 - Rental	202002	CF05	NR	3003	1,000

5310175100 MIAMI-DADE FIELD STATION

Qty	Item	Name	Fund	FuncArea	FPrgr	Grant	Amount
1.00	17963	Structure Maintenance	20200	CF02	NR	NR	831
1.00	17962	Telemetry Maintenance	0	CJ05	NR	NR	450
			20200				
			0				
6.00	Total	541600 - Oper Expense - Rent/Lease Equipment					\$23,663
1.00	18007	Aquatic Plant Control	202000	CK01	NR	NR	450
1.00	18010	Structure Maintenance	202000	CF02	NR	NR	450
2.00	Total	542400 - Oper Expense - Professional Licenses					\$900
1.00	18031	Field Station Maintenance	202000	CO03	NR	NR	674
1.00	18030	Levee Maintenance	202000	CG01	NR	NR	1,079
2.00	Total	543301 - Oper Expense - Permits & Fees					\$1,753
1.00	18045	Aquatic Plant Control	202000	CK01	NR	NR	40,115
1.00	31871	BBCW Deering - Waste Disposal	202002	CF05	NR	3007	800
1.00	31874	CEPP South S-333N - Waste Disposal	202002	CF02	NR	NR	500
1.00	26015	Canal Maintenance	202000	CG05	NR	NR	23,000
1.00	26832	Dade-Broward - Waste Disposal	219000	CF02	NR	NR	350
1.00	31875	Dade-Broward - Waste Disposal	219000	CF02	NR	NR	350
1.00	18044	Levee Maintenance	202000	CG01	NR	NR	8,492
1.00	31876	S-356 - Waste Disposal	202002	CF05	NR	3003	1,000
1.00	26014	Tree Management	202000	CG04	NR	NR	8,500
9.00	Total	543302 - Oper Expense - Waste Disposal Fees					\$83,107
1.00	18055	O&M Program Support	202000	CZ99	NR	NR	90



5310175100 MIAMI-DADE FIELD STATION

Qty	Item	Name	Fund	FuncArea	FPrgr	Grant	Amount
1.00	31889	BBCW Deering - Electric S-700	20200	CE03	NR	3007	46,800
1.00	31904	CEPP South S-333N - Electrical Service	2	CF02	NR	NR	<u>3,000</u>
1.00	31907	Dade-Broward - Electrical Service	20200	CF02	NR	NR	1,250
1.00	26831	Dade-Broward - Electrical Service	2	CF02	NR	NR	1,250
1.00	15396	Field Station Maintenance	21900	CO03	NR	NR	31,000
1.00	15930	Movement of Water	0	CE02	NR	NR	11,600
1.00	15386	Pumping Operations	21900	CE03	NR	NR	53,000
1.00	31919	S-356 - Electric Service	0	CE03	NR	NR	14,000
1.00	15932	Telemetry System	20200	CJ05	NR	NR	3,000
			0				
			20200				
			0				
			20200				
			2				
			20200				
			0				
9.00	Total	543701 - Oper Expense - Electrical Service					<u>\$164,900</u>
1.00	18062	Field Station Maintenance	202000	CO03	NR	NR	<u>21,000</u>
1.00	Total	543702 - Oper Expense - Water/Sewer Service					<u>\$21,000</u>
1.00	31925	BBCW Deering - Freight	202002	CF05	NR	3007	200
1.00	18072	O&M Program Support	202000	CZ99	NR	NR	2,094
1.00	31930	S-356 - Freight	202002	CF05	NR	3003	1,000
3.00	Total	543800 - Oper Expense - Freight					<u>\$3,294</u>
	Total	Operating Expenses					<u>\$1,436,759</u>
1.00	15636	Aquatic Plant Control	402000	CK01	NR	NR	2,500
1.00	15400	Structure Maintenance	402000	CF02	NR	NR	7,500

2.00	Total		
		589300 - Capital Outlay - Equipment	\$10,000
	Total	Capital - Operating	\$10,000

---

Total	MIAMI-DADE FIELD STATION		\$5,806,602
-------	--------------------------	--	-------------

---



---



---



---



---



---



---



---



---



---



---

5311176000 HOMESTEAD FIELD STATION

Qty	Item	Name	Fund	FuncArea	FPrgr	Grant	Amount
41.00	Total	510100 - Salaries and Wages - Regular					\$2,252,792
4.00	Total	511100 - Salaries and Wages - Overtime					\$102,372
44.00	Total	520900 - Fringe Benefits - FICA Taxes Employer Share					\$180,172
45.00	Total	521010 - Fringe Benefits - FRS Retirement Contrib					\$280,497
41.00	Total	521110 - Fringe Benefits - Medical Insurance					\$676,614
41.00	Total	521120 - Fringe Benefits - Dental Insurance					\$50,020
41.00	Total	521130 - Fringe Benefits - Vision Insurance					\$5,639
41.00	Total	521140 - Fringe Benefits - Accidental Death Dismemberment					\$588
41.00	Total	521150 - Fringe Benefits - Long-Term Disability					\$8,200
41.00	Total	521160 - Fringe Benefits - Life Insurance					\$9,839
	Total	Personal Services					\$3,566,733

5311176000 HOMESTEAD FIELD STATION

Qty	Item	Name	Fund	FuncArea	FPrgr	Grant	Amount
1.00	26009	Construction	20200	CF01	NR	NR	1,500
			0				
1.00	Total	530100 - Cont Serv - External Provider					\$1,500
1.00	30771	8.5 SMA Mod - SIP Maint Dive Services	202002	AA20	NR	3003	4,000
1.00	30772	C-111 SD Normal - Dive Svc SIP Maint Rep	202002	AA20	NR	3001	4,000
1.00	30773	C-111 Spreader - Dive Svcs SIP Mait Rep	202002	AA20	NR	3006	4,000
1.00	30774	C-111 Spreader - Dive Svcs SIP Mait Rep	202002	AA20	NR	3006	4,000
1.00	30648	CS Diving Service	202000	CF02	NR	NR	15,484
5.00	Total	530104 - Cont Serv - Diving Services					\$31,484
1.00	17159	Structure Maintenance	202000	CF02	NR	NR	1,619
1.00	Total	530106 - Cont Serv - Alligator Protection Services					\$1,619
1.00	30817	8.5 SMA Mod - PS-357 Spraying	202002	CK03	NR	3003	200
1.00	18237	Aquatic Plant Control	101003	CK01	NR	NR	1,000
1.00	17198	Aquatic Plant Control	225000	CK01	NR	NR	5,698
3.00	Total	530300 - Cont Serv - Aquatic Spraying					\$6,898
1.00							
1.00			30841	8	-	W	s
1.00				5	3	L	t
1.00				7	1		r
1.00				5	1	E	i
1.00				S	#		a
1.00				N	2		l
1.00				A	-	T	S
1.00				M		e	r
1.00				o			a
1.00				d	3084	r	y
1.00				P		r	i
1.00				S		e	n

g							
30855	C-111			CK03	NR	30	9,00
	SD	202002				03	0
	CSSS	202002		CK03	NR	30	1,50
	-	202002				07	0
	PS-33	202002		CK03	NR	30	20
	1	202002				02	0
	Spraying	202002		CK03	NR	30	10
30850	C-111			CK03	NR	02	0
	SD CSSS -	202002				30	10
	PS-332B	202002		CK03	NR	02	0
	Spraying	202002		CK03	NR	30	20
30848	C-111					02	0
	SD					30	20
	CSSS					00	0
	-					30	10
	PS-33					02	0
	2C					30	10
	Spraying					02	0
30849	C-111					30	10
	SD					02	0
	CSSS						
	-						
	PS-33						
	2D						
	Spraying						
30866	C-111						
	SD Normal -						
	PS-331						
	Spraying						
30860	C-111						
	SD						
	Normal -						
	PS-33						
	2B						
	Spraying						
30858	C-111						
	SD						
	Normal -						
	PS-33						
	2C						
	Spraying						



5311176000 HOMESTEAD FIELD STATION

Qty	Item	Name	Fund	FuncArea	FPrgr	Grant	Amount
1.00	30859	C-111 SD Normal - PS-332D Spraying	20200	CK03	NR	3001	200
1.00	30836	C-111 SD Wall - C&S Terrestrial Spraying	2	CK03	NR	NR	2,055
1.00	30865	C-111 South Dade #8 - Terrestrial Spray	20200	CK03	NR	NR	8,850
1.00	30863	C-111 South Dade #8a - Terrestrial Spray	0	CK03	NR	NR	5,250
1.00	30870	C-111 Spreader - S-199 Spray	20200	CK03	NR	3006	4,600
1.00	30869	C-111 Spreader - S-200 Spray	0	CK03	NR	3006	6,800
1.00	30829	EAA Seepage Wall - C&S Terr Spraying	20200	CK03	NR	NR	4,110
1.00	17204	Terrestrial Plant Control	0	CK03	NR	NR	45,814
1.00	27607	Terrestrial Plant Control	2	CK03	NR	NR	20,000
1.00	18238	Terrestrial Plant Control	20200	CK03	NR	NR	14,000
			2				
			20200				
			0				
			22500				
			0				
			20200				
			0				
			10100				
			3				
19.00	Total	530301 - Cont Serv - Terrestrial Spraying					\$123,179
1.00	30900	8.5 SMA Mod - PS-357 Mowing	202002	CF05	NR	3003	33,245
1.00	30903	C-111 SD CSSS - PS-332B Flat Mowing	202002	CG03	NR	3002	363
1.00	30902	C-111 SD CSSS - PS-332C Flat Mowing	202002	CG03	NR	3002	358
1.00	30908	C-111 SD Normal - PS-332B Flat Mowing	202002	CG03	NR	3002	363
1.00	30906	C-111 SD Normal - PS-332C Flat Mowing	202002	CG03	NR	3002	358
1.00	30907	C-111 SD Normal - PS-332D Flat Mowing	202002	CG03	NR	3001	515
1.00	30895	C-111 SD Wall - Flat Mowing	202000	CG03	NR	NR	3,799
1.00	30894	C-111 SD Wall - Slope Mowing	202000	CG03	NR	NR	13,151
1.00	30910	C-111 South Dade #8 - Flat Mowing	202000	CG03	NR	NR	12,209
1.00	30909	C-111 South Dade #8a - Flat Mowing	202000	CG03	NR	NR	7,242
1.00	30912	C-111 Spreader - S-199 (Aerojet) Mowing	202002	CF05	NR	3006	1,495
1.00	30913	C-111 Spreader - S-200 (Frog Pond) Mow	202002	CF05	NR	3006	11,605
1.00	30893	EAA Seepage Wall - Flat Mowing	202000	CG03	NR	NR	8,073
1.00	30892	EAA Seepage Wall - Slope Mowing	202000	CG03	NR	NR	27,946
1.00	17222	Mowing	202000	CG03	NR	NR	192,364

15.00 Total

530403 - Cont Serv - Mowing Canals/Levees

\$313,086

1.00	30931	8.5 SMA Mod - PS-357 Mowing	202002	CF05	NR	3003	225
1.00	30933	BBCW L31E #2 - Mowing	202002	CG03	NR	3007	1,000
1.00	30932	BBCW L31E #3 - Mowing	202002	CG03	NR	3007	8,165

---

---

---

5311176000 HOMESTEAD FIELD STATION

Qty	Item	Name	Fund	FuncArea	FPrgr	Grant	Amount
1.00	30935	BBCW L31E #4 - Mowing	20200	CG03	NR	NR	30,000
1.00	30936	C-111 SD CSSS - PS-331 Flat Mowing	2	CG03	NR	3002	7,865
1.00	30937	C-111 SD CSSS - PS-332D Mowing	20200	CF05	NR	3002	3,053
1.00	30939	C-111 SD Normal - PS-331 Flat Mowing	2	CG03	NR	3000	8,142
1.00	30938	C-111 SD Normal - PS-332D Mowing	20200	CF05	NR	3001	2,538
1.00	30941	C-111 Spreader - S-199 Compound Mowing	2	CF05	NR	3006	4,000
1.00	30942	C-111 Spreader - S-200 Compound Mowing	2	CF05	NR	3006	4,000
			20200				
			2				
			20200				
			2				
			20200				
			2				
10.00	Total	530404 - Cont Serv - Mowing Field Stations/Pump Stations					\$68,988
1.00	30958	BBCW L31E #4 - Fire Extinguisher	202002	CF05	NR	NR	1,200
1.00	30959	BBCW L31E #4 - Vibration Analysis	202002	CF05	NR	NR	2,400
1.00	17250	Field Station Maintenance	202000	CO03	NR	NR	1,343
1.00	12421	Mobile Crane Inspect - HOM	202000	CI04	NR	NR	800
4.00	Total	530405 - Cont Serv - Equipment Inspections					\$5,743
1.00	17262	Levee Maintenance	202000	CG01	NR	NR	450
1.00	Total	530600 - Cont Serv - Maintenance and Repairs					\$450
1.00	1.00				P	3106	nges
1.00	1.00		31070	8	S	9	31068
1.00	1.00				-	8.5	.
1.00	1.00		5	3	SM		5
1.00	1.00		S	5	A		S
1.00	1.00		N	7	Mod		M
1.00	1.00		A	M	-		A
1.00	1.00		N	&	PS-3		M
1.00	1.00		o	R	57		o
1.00	1.00		d	D	Oil		d
				i	Cha		-

Account Description	Year	Code	Type	Unit	Amount
PS-35 7 Silt Removal	202002	CF05	NR	3003	2,580
	202002	CF05	NR	3003	2,885
31073 BBCW	202002	CF05	NR	3003	53,769
L31E #2 - Parts & Supplies	202002	CF02	NR	3007	100
	202002	CF02	NR	3007	585
31072 BBCW	202002	CF05	NR	NR	3,000
	202002	CF05	NR	3002	5,000
L31E #3 - Parts & Supplies	202002	CF05	NR	3002	3,068
	202002	CF05	NR	3002	2,425
31071 BBC W	202002	CF05	NR	3002	4,888
L31E #4 - Parts & Suppl ies	202002	CF05	NR	3002	4,885
	202002	CF05	NR	3002	2,425
31081 C-111 SD CSSS - PS-33 1 Distri ct Work s					
31080 C-111 SD CSSS - PS-331 Oil Changes					
31076 C-111 SD CSSS - PS-33 2B Distri ct Work					
31079 C-111 SD CSSS - PS-332B Oil Changes					
31077 C-111 SD CSSS - PS-33 2C Oil Chan ges					

5311176000 HOMESTEAD FIELD STATION

Qty	Item	Name	Fund	FuncArea	FPrgr	Grant	Amount
1.00	31078	C-111 SD CSSS - PS-332D Oil Changes	20200	CF05	NR	3002	4,280
1.00	31088	C-111 SD Normal - PS-331 District Works	2	CF05	NR	3000	5,000
1.00	31087	C-111 SD Normal - PS-331 Oil Changes	20200	CF05	NR	3000	3,068
1.00	31083	C-111 SD Normal - PS-332B District Work	2	CF05	NR	3002	2,425
1.00	31086	C-111 SD Normal - PS-332B Oil Changes	20200	CF05	NR	3002	4,888
1.00	31084	C-111 SD Normal - PS-332C Oil Changes	2	CF05	NR	3002	4,885
1.00	31082	C-111 SD Normal - PS-332C District Work	20200	CF05	NR	3002	2,425
1.00	31085	C-111 SD Normal - PS-332D Oil Changes	2	CF05	NR	3001	4,280
1.00	31090	C-111 Spreader - S-199 District Works	20200	CF05	NR	3006	2,000
1.00	31089	C-111 Spreader - S-200 District Works	2	CF05	NR	3006	2,000
1.00	17271	Structure Maintenance	20200	CF02	NR	NR	5,746
			2				
			20200				
			2				
			20200				
			2				
			20200				
			2				
			20200				
			0				
23.00	Total	530606 - Cont Serv - Maint & Repairs - District Works					\$126,607
1.00	17294	Aquatic Plant Control - Fleet	202000	CV09	NR	NR	17,440
1.00	17293	Automotive-Depts Outside	202000	CI03	NR	NR	572
1.00	31119	BBCW L31E #3 - Fleet Repairs	202002	CV03	NR	NR	2,625
1.00	31120	C-111 South Dade #8 - Maint & Repair	202000	CV04	NR	NR	750
1.00	17292	Compliance/Enforcement - Fleet	202000	CV11	NR	NR	1,612
1.00	17291	Equip & Infrastructure Maint - Fleet	202000	AV02	NR	NR	6,295
1.00	17301	Levee Maintenance - Fleet	202000	CV05	NR	NR	35,452
1.00	17300	Pump Station Maintenance - Fleet	202000	CV04	NR	NR	572
1.00	17299	Pumping Operations - Fleet	202000	CV01	NR	NR	2,862
1.00	17306	Structure Maintenance - Fleet	202000	CV03	NR	NR	10,302
10.00	Total	530608 - Cont Serv - Maint & Repairs - Vehicles					\$78,482

1.00							
1.00	31161	8.5 SMA Mod - PS-357 M&R Other Equip	202002	CF05	NR	3003	35,000
1.00	31167	BBCW L31E #4 - M&R Other Equip	202002	CF05	NR	NR	3,000
1.00	31168	C-111 SD CSSS - PS-331 Crane Inspec	202002	CF05	NR	3002	125
1.00	31169	C-111 SD CSSS - PS-331 M&R Other Eq	202002	CF05	NR	3002	4,230
1.00	31164	C-111 SD CSSS - PS-332B M&R Other Eq	202002	CF05	NR	3002	11,713
1.00	31162	C-111 SD CSSS - PS-332C M&R Other Eq	202002	CF05	NR	3002	12,213
	31170	C-111 SD CSSS - PS-332D Crane Inspec	202002	CF05	NR	3002	125

5311176000 HOMESTEAD FIELD STATION

Qty	Item	Name	Fund	FuncArea	FPrgr	Grant	Amount
1.00	31166	C-111 SD CSSS - PS-332D District Work	20200	CF05	NR	3002	2,020
1.00	31165	C-111 SD CSSS - PS-332D M&R Other Eq	2	CF06	NR	3002	1,000
1.00	31163	C-111 SD CSSS - PS-332D M&R Other Eq	20200	CF05	NR	3002	10,218
1.00	31178	C-111 SD Normal - PS-331 Crane Inspec	2	CF05	NR	3000	125
1.00	31179	C-111 SD Normal - PS-331 M&R Other Eq	20200	CF05	NR	3000	4,230
1.00	31174	C-111 SD Normal - PS-332B M&R Other Eq	2	CF05	NR	3002	21,713
1.00	31172	C-111 SD Normal - PS-332C M&R Other Eq	20200	CF05	NR	3002	12,213
1.00	31171	C-111 SD Normal - PS-332D Crane Inspec	2	CF05	NR	3001	125
1.00	31176	C-111 SD Normal - PS-332D District Work	20200	CF05	NR	3001	2,020
1.00	31173	C-111 SD Normal - PS-332D M&R Other Eq	2	CF05	NR	3001	10,218
1.00	31175	C-111 SD Normal - PS-332D M&R Other Eq	20200	CF06	NR	3001	11,000
1.00	31177	C-111 South Dade #8a - Maint & Repair	2	CG01	NR	NR	100
1.00	31181	C-111 Spreader - S-199 M&R Other Equip	20200	CF05	NR	3006	10,000
1.00	31180	C-111 Spreader - S-200 M&R Other Equip	2	CF05	NR	3006	10,000
1.00	17361	Field Station Maintenance	20200	CO03	NR	NR	6,496
1.00	17364	Structure Maintenance	2	CF02	NR	NR	1,231
1.00	17366	Telemetry Maintenance	20200	CJ05	NR	NR	1,000
			20200				
			2				
			20200				
			0				
			20200				
			2				
			20200				
			2				
			20200				
			0				
			20200				
			0				
			20200				
			0				
			20200				
			0				
			20200				
			0				
24.00	Total	530611 - Cont Serv - Maint and Repairs Equipment					\$170,115
	1.00				C		Mod
	1.00				1		-
1.00	1.00				.	3119	PS-3
1.00	1.00				C	6	57
1.00	1.00				C	8.5	Shop
1.00	1.00				1	SM	Rags
1.00	1.00				.	A	31199 C

-111	31205 C-111 SD Normal - PS-332B Shop Rags						
SD	31203 C-111 SD Normal - PS-332C Shop Rags						
CSSS		202002	CF05	NR	3003		445
-	31204 C-111 SD Normal - PS-332D Shop Rags						
PS-33	17399 Field Station Maintenance	202002	CF05	NR	3002		470
1	17402 Telemetry Maintenance	202002	CF05	NR	3002		258
Bottle		202002	CF05	NR	3002		258
d		202002	CF05	NR	3002		258
Water		202002	CF05	NR	3002		258
31200	C-111	202002	CF05	NR	3002		258
	SD	202002	CF05	NR	3000		470
	CSSS	202002	CF05	NR	3000		258
	-	202002	CF05	NR	3002		258
	PS-33	202002	CF05	NR	3002		258
	1	202002	CF05	NR	3002		258
	Shop	202002	CF05	NR	3001		258
	Rags	202000	CO03	NR	NR		7,103
31198	C-111	202000	CJ05	NR	NR		377
	SD						
	CSSS						
	-						
	PS-33						
	2B						
	Shop						
	Rags						
31201	C-111						
	SD						
	CSSS						
	-						
	PS-33						
	2C						
	Shop						
	Rags						
31202	C-111						
	SD						
	CSSS						
	-						
	PS-33						
	2D						
	Shop						
	Rags						
31206	C-111						
	SD						
	Normal -						
	PS-33						
	1						
	Bottle						
	d						
	Water						
31207	C-111						
	SD						
	Normal -						
	PS-33						
	1						
	Shop						
	Rags						



13.00      Total

531100 - Cont Serv - General Maintenance      \$10,929

5311176000 HOMESTEAD FIELD STATION

Qty	Item	Name	Fund	FuncArea	FPrgr	Grant	Amount
1.00	17421	Field Station Maintenance	20200 0	CO03	NR	NR	15,000
1.00		Total 531101 - Cont Serv - Janitorial Services					\$15,000
1.00	31227	8.5 SMA Mod - Scraping Security Services	202002	CK03	NR	3003	8,000
1.00	17429	Field Station Maintenance	202000	CO03	NR	NR	5,388
2.00		Total 531102 - Cont Serv - Security Services					\$13,388
1.00	31239	8.5 SMA Mod - PS-357 Waste Disposal	202002	CF05	NR	3003	300
1.00	31240	C-111 SD CSSS - PS-331 Waste Disposal	202002	CF05	NR	3002	5,000
1.00	31243	C-111 SD CSSS - PS-332B Waste Dispos	202002	CF05	NR	3002	150
1.00	31241	C-111 SD CSSS - PS-332C Waste Dispos	202002	CF05	NR	3002	150
1.00	31242	C-111 SD CSSS - PS-332D Waste Dispos	202002	CF05	NR	3002	150
1.00	31247	C-111 SD Normal - PS-331 Waste Disposal	202002	CF05	NR	3000	5,000
1.00	31246	C-111 SD Normal - PS-332B Waste Dispos	202002	CF05	NR	3002	150
1.00	31244	C-111 SD Normal - PS-332C Waste Dispos	202002	CF05	NR	3002	150
1.00	31245	C-111 SD Normal - PS-332D Waste Dispos	202002	CF05	NR	3001	150
1.00	17445	Field Station Maintenance	202000	CO03	NR	NR	9,975
1.00	17444	O&M Fleet Overhead	202000	CV99	NR	NR	1,070
11.00		Total 531103 - Cont Serv - Waste Disposal Services					\$22,245
		Total Contracts					\$989,713

5311176000 HOMESTEAD FIELD STATION

Qty	Item	Name	Fund	FuncArea	FPrgr	Grant	Amount
1.00	19984	AQUATIC PLANT CONTROL	10100	CK01	NR	NR	347
1.00	19983	AQUATIC PLANT CONTROL	3	CK01	NR	NR	4,848
1.00	17476	Aquatic Plant Control	22500	CK01	NR	NR	5,863
1.00	31266	BBCW L31E #2 - Chemicals	0	CK03	NR	3007	375
1.00	31265	BBCW L31E #3 - Chemicals	20200	CK03	NR	3007	2,190
1.00	31269	BBCW L31E #4 - Chemicals	0	CK03	NR	NR	11,250
1.00	31259	C-111 SD Wall - Terrestrial Herbicide	2	CK03	NR	NR	1,860
1.00	31271	C-111 South Dade #8 - Chemicals	20200	CK03	NR	NR	2,655
1.00	31270	C-111 South Dade #8a - Chemicals	2	CK03	NR	NR	1,575
1.00	31253	EAA Seepage Wall - Terrestrial Herbicide	20200	CK03	NR	NR	3,525
1.00	19974	Terrestrial Plant Control	2	CK03	NR	NR	4,046
1.00	17480	Terrestrial Plant Control	20200	CK03	NR	NR	17,850
1.00	19973	Terrestrial Plant Control	0	CK03	NR	NR	13,640
			0				
			20200				
			0				
			20200				
			0				
			10100				
			3				
			20200				
			0				
			22500				
			0				
13.00	Total	540010 - Oper Expense - Inventory Chemicals					\$70,024
	1.00			5		6	D
	1.00			7		Auto	C
1.00	1.00		31300	8	F	moti	S
1.00	1.00		.		u	ve -	S
1.00	1.00		5		e	Dept	S
1.00	1.00		S		l	s	-
1.00	1.00		N	15402	A	Outs	P
1.00	1.00		A		q	ide	S
1.00	1.00		M		u	O&	-
1.00	1.00		o		a	M	3
1.00	1.00		d		t	31301 C	3
1.00	1.00		-		i	-	1
1.00	1.00		P		c	1	F
1.00	1.00		S		M	1	u
1.00	1.00		-		a	15	e
1.00	1.00		3		i	41	S



5311176000 HOMESTEAD FIELD STATION

Qty	Item	Name	Fund	FuncArea	FPrgr	Grant	Amount
20.00		Total 540030 - Oper Expense - Inventory Other Fuels					\$2,019,741
1.00	31339	8.5 SMA Mod - PS-357 Oil & Lubricants	202002	CE03	NR	3003	4,500
1.00	31341	BBCW L31E #4 - Oils & Lube	202002	CF05	NR	NR	6,000
1.00	31342	C-111 SD CSSS - PS-331 Oil & Lubes	202002	CF05	NR	3002	2,400
1.00	31344	C-111 SD CSSS - PS-332B Oil & Lubes	202002	CE03	NR	3002	3,213
1.00	31345	C-111 SD CSSS - PS-332C Oil & Lubes	202002	CE03	NR	3002	3,213
1.00	31343	C-111 SD CSSS - PS-332D Oil & Lubes	202002	CE03	NR	3002	1,750
1.00	31351	C-111 SD Normal - PS-331 Oil & Lubes	202002	CF05	NR	3000	2,400
1.00	31347	C-111 SD Normal - PS-332B Oil & Lubes	202002	CE03	NR	3002	5,213
1.00	31348	C-111 SD Normal - PS-332C Oil & Lubes	202002	CE03	NR	3002	5,213
1.00	31346	C-111 SD Normal - PS-332D Oil & Lubes	202002	CE03	NR	3001	3,750
1.00	31350	C-111 South Dade #8 - Oil / Lube	202000	CG01	NR	NR	300
1.00	31349	C-111 South Dade #8a - Oil / Lube	202000	CG01	NR	NR	50
1.00	17491	O&M Fleet Overhead	202000	CV99	NR	NR	3,455
1.00	17490	Structure Maintenance	202000	CF02	NR	NR	1,079
14.00		Total 540040 - Oper Expense - Inventory Oils/Lubricants/Solvents					\$42,536
1.00	31389	C-111 SD CSSS - PS-331 P&S Inventory	202002	CF05	NR	3002	283
1.00	31390	C-111 SD Normal - PS-331 P&S Inventory	202002	CF05	NR	3000	283
1.00	17518	O&M Program Support	202000	CZ99	NR	NR	1,185
3.00		Total 540050 - Oper Expense - Inventory Parts and Supplies					\$1,751
1.00	17526	O&M Fleet Overhead	202000	CV99	NR	NR	140
1.00		Total 541100 - Oper Expense - Books/Subscriptions					\$140
1.00	31416	BBCW L31E #4 - Propane Fuel	202002	CF05	NR	NR	12,600
1.00	17542	Field Station Maintenance	202000	CO03	NR	NR	360
1.00	17541	Structure Maintenance	202000	CF02	NR	NR	3,058

5311176000 HOMESTEAD FIELD STATION

Qty	Item	Name	Fund	FuncArea	FPrgr	Grant	Amount
1.00	17544	Telemetry Maintenance	20200	CJ05	NR	NR	719
			0				
4.00	Total	541200 - Oper Expense - Liquid Propane Fuel					\$16,737
1.00	17562	Aquatic Plant Control	202000	CK01	NR	NR	2,835
1.00	31445	BBCW L31E #3 - Fencing	202002	CF02	NR	3007	60
1.00	31444	BBCW L31E #4 - Fencing	202002	CF05	NR	NR	300
1.00	31451	C-111 SD CSSS - PS-331 Fencing	202002	CF05	NR	3002	125
1.00	31452	C-111 SD CSSS - PS-331 Metal Product	202002	CF05	NR	3002	400
1.00	31450	C-111 SD CSSS - PS-331 Lumber & Wood	202002	CF05	NR	3002	450
1.00	31454	C-111 SD Normal - PS-331 Fencing	202002	CF05	NR	3000	125
1.00	31455	C-111 SD Normal - PS-331 Metal Product	202002	CF05	NR	3000	400
1.00	31453	C-111 SD Normal - PS-331 Lumber & Wood	202002	CF05	NR	3000	450
1.00	17567	Field Station Maintenance	202000	CO03	NR	NR	597
1.00	17566	Levee Maintenance	202000	CG01	NR	NR	5,237
1.00	17565	Structure Maintenance	202000	CF02	NR	NR	2,437
1.00	17571	Telemetry Maintenance	202000	CJ05	NR	NR	297
13.00	Total	541300 - Oper Expense - Construction Materials					\$13,713
1.00	17612	Aquatic Plant Control	202000	CK01	NR	NR	580
1.00	31491	C-111 SD CSSS - PS-331 P&S Uniforms	202002	CF05	NR	3002	350
1.00	31492	C-111 SD Normal - PS-331 P&S Uniforms	202002	CF05	NR	3000	350
1.00	17622	Field Station Maintenance	202000	CO03	NR	NR	270
1.00	17621	Levee Maintenance	202000	CG01	NR	NR	1,160
1.00	17620	Movement of Water	202000	CE02	NR	NR	540
1.00	17619	Mowing	202000	CG03	NR	NR	270
1.00	17618	O&M Program Support	202000	CZ99	NR	NR	270
1.00	17617	Pumping Operations	202000	CE03	NR	NR	989
1.00	17616	Structure Maintenance	202000	CF02	NR	NR	659
10.00	Total	541301 - Oper Expense - District Uniforms					\$5,438

5311176000 HOMESTEAD FIELD STATION

Qty	Item	Name	Fund	FuncArea	FPrgr	Grant	Amount
1.00	20970	Safety Boots	20200	CF02	NR	NR	1,500 0
1.00		Total 541302 - Oper Expense - Safety Shoes					\$1,500
1.00	31514	8.5 SMA Mod - PS-357 Pump Station Maint	202002	CF05	NR	3003	1,000
1.00	17670	Aquatic Plant Control	202000	CK01	NR	NR	2,697
1.00	31516	BBCW L31E #4 - Tools & Equip	202002	CF05	NR	NR	1,000
1.00	31517	C-111 SD CSSS - PS-331 Small Tools	202002	CF05	NR	3002	2,250
1.00	31518	C-111 SD Normal - PS-331 Small Tools	202002	CF05	NR	3000	22,250
1.00	17680	Field Station Maintenance	202000	CO03	NR	NR	674
1.00	17679	Levee Maintenance	202000	CG01	NR	NR	4,045
1.00	17678	Movement of Water	202000	CE02	NR	NR	674
1.00	17677	Mowing	202000	CG03	NR	NR	674
1.00	17676	O&M Fleet Overhead	202000	CV99	NR	NR	3,842
1.00	17675	Pumping Operations	202000	CE03	NR	NR	1,720
1.00	17674	Structure Maintenance	202000	CF02	NR	NR	10,045
12.00		Total 541400 - Oper Expense - Tools/Equipment/PPE					\$50,871
1.00	31551	BBCW L31E #2 - Locks	202002	CG01	NR	3007	150
1.00	31552	BBCW L31E #2 - P&S Other Equip	202002	CF02	NR	3007	100
1.00	31550	BBCW L31E #3 - Locks	202002	CG01	NR	3007	440
1.00	31562	BBCW L31E #4 - Locks	202002	CG01	NR	NR	2,300
1.00	31547	BBCW L31E #4 - P&S Other Equip	202002	CF05	NR	NR	3,000
1.00	31564	C-111 Spreader - S-199 P&S Other Eq	202002	CE02	NR	3006	1,000
1.00	31563	C-111 Spreader - S-200 P&S Other Eq	202002	CE02	NR	3006	1,000
7.00		Total 541500 - Oper Expense - Parts and Supplies					\$7,990
1.00	17731	Levee Maintenance					
			Total				
1.00							

202000  
CG01  
NR NR  
1,077



5311176000 HOMESTEAD FIELD STATION

Qty	Item	Name	Fund	FuncArea	FPrgr	Grant	Amount
	Total	541501 - Oper Expense - Parts,Supp - Agricultural					\$1,077
1.00	17748	Aquatic Plant Control - Fleet	202000	CV09	NR	NR	21,856
1.00	17747	Automotive-Depts Outside	202000	CI03	NR	NR	1,367
1.00	31592	BBCW L31E #3 - P&S Fleet	202002	CV03	NR	NR	2,000
1.00	31594	C-111 South Dade #8 - Parts & Supplies	202000	CG01	NR	NR	150
1.00	31593	C-111 South Dade #8a - Parts & Supplies	202000	CG01	NR	NR	50
1.00	17746	Compliance/Enforcement - Fleet	202000	CV11	NR	NR	3,429
1.00	17745	Equip & Infrastructure Maint - Fleet	202000	AV02	NR	NR	6,987
1.00	17756	Levee Maintenance - Fleet	202000	CV05	NR	NR	46,977
1.00	17755	O&M Fleet Overhead	202000	CV99	NR	NR	6,812
1.00	17754	Pump Station Maintenance - Fleet	202000	CV04	NR	NR	367
1.00	17753	Pumping Operations - Fleet	202000	CV01	NR	NR	10,614
1.00	17762	Structure Maintenance - Fleet	202000	CV03	NR	NR	18,420
12.00	Total	541502 - Oper Expense - Parts,Supp - Fleet					\$119,029
1.00	31607	BBCW L31E #4 - Building & Grounds	202002	CF05	NR	NR	3,000
1.00	31608	C-111 SD CSSS - PS-331 - B&G Maint	202002	CF05	NR	3002	393
1.00	31609	C-111 SD Normal - PS-331 - B&G Maint	202002	CF05	NR	3000	393
1.00	17831	Field Station Maintenance	202000	CO03	NR	NR	10,167
1.00	17830	Structure Maintenance	202000	CF02	NR	NR	1,414
1.00	17833	Telemetry Maintenance	202000	CJ05	NR	NR	1,233
1.00	26010	Tree Management	202000	CG04	NR	NR	1,000
7.00	Total	541503 - Oper Expense - Parts,Supp - Build & Ground Equip					\$17,600
1.00	31636	8.5 SMA Mod - PS-357 Electrical Repairs	202002	CF05	NR	3003	4,570
1.00	31640	BBCW L31E #4 - Electrical P&S	202002	CF05	NR	NR	6,000
1.00	31637	BBCW L31E #4 - P&S Electrical Repair	202002	CF05	NR	NR	3,000
1.00	31647	C-111 SD CSSS - PS-331 P&S Electric	202002	CF05	NR	3002	3,000
1.00	31643	C-111 SD CSSS - PS-332B P&S Electric	202002	CF05	NR	3002	2,500
1.00	31641	C-111 SD CSSS - PS-332C P&S Electric	202002	CF05	NR	3002	3,000
1.00	31642	C-111 SD CSSS - PS-332D P&S Electric	202002	CF05	NR	3002	2,500

5311176000 HOMESTEAD FIELD STATION

Qty	Item	Name	Fund	FuncArea	FPrgr	Grant	Amount
1.00	31648	C-111 SD Normal - PS-331 P&S Electric	20200	CF05	NR	3000	3,000
1.00	31646	C-111 SD Normal - PS-332B P&S Electric	2	CF05	NR	3002	2,500
1.00	31644	C-111 SD Normal - PS-332C P&S Electric	20200	CF05	NR	3002	3,000
1.00	31645	C-111 SD Normal - PS-332D P&S Electric	2	CF05	NR	3001	2,500
1.00	31651	C-111 Spreader - S-199 P&S Electric	20200	CE02	NR	3006	5,000
1.00	31650	C-111 Spreader - S-200 P&S Electric	2	CE02	NR	3006	5,000
1.00	17864	Field Station Maintenance	20200	CO03	NR	NR	2,793
1.00	17863	Structure Maintenance	2	CO03	NR	NR	6,897
1.00	17866	Telemetry Maintenance	20200	CJ05	NR	NR	864
			2				
			20200				
			0				
			20200				
			0				
			20200				
			0				
16.00	Total	541505 - Oper Expense - Parts,Supp - Electrical/Electronic					\$56,124
1.00	17893	O&M Program Support	202000	CZ99	NR	NR	874
1.00	Total	541510 - Oper Expense - Parts,Supp - Office					\$874
1.00	17906	Field Station Maintenance	202000	CO03	NR	NR	2,420
1.00	17905	Levee Maintenance	202000	CG01	NR	NR	1,845
2.00	Total	541511 - Oper Expense - Parts and Supplies Security Equipment					\$4,265
1.00	1.00				o	i	o
1.00	1.00				d	p	d
1.00	1.00		31734	8	-	31733	8
1.00	1.00		.	P	.	.	R
1.00	1.00		5	S	-	5	e
1.00	1.00		S	-	.	S	d
1.00	1.00		N	3	.	M	u
1.00	1.00		A	5	.	A	c
1.00	1.00		M	7	.	M	t
1.00	1.00			P	.		i

	on	Eq					
	Gearbox	31743 C-111 SD Normal - PS-332C P&S Other Eq	202002	CF05	NR	3003	30,000
31735	BBC	31745 C-111 SD Normal - PS-332D P&S Other Eq	202002	AA20	NR	3003	45,000
	W	17935 Structure Maintenance	202002	CF02	NR	3007	585
	L31E		202002	CF05	NR	3002	3,750
	#3 -		202002	CF05	NR	3002	10,000
	P&S		202002	CF05	NR	3002	10,000
	Other		202002	CF05	NR	3002	10,000
	Equip		202002	CF05	NR	3002	10,000
31739	C-111		202002	CF05	NR	3000	3,750
	SD		202002	CF05	NR	3002	20,000
	CSSS		202002	CF05	NR	3002	20,000
	-		202002	CF05	NR	3002	20,000
	PS-33		202002	CF05	NR	3001	20,000
	1		202000	CF02	NR	NR	15,000
	P&S						
	Other						
	Eq						
31741	C-111						
	SD						
	CSSS						
	-						
	PS-33						
	2B						
	P&S						
	Other						
	Eq						
31740	C-111						
	SD						
	CSSS						
	-						
	PS-33						
	2C						
	P&S						
	Other						
	Eq						
31742	C-111						
	SD						
	CSSS						
	-						
	PS-33						
	2D						
	P&S						
	Other						
	Eq						
31746	C-111						
	SD Normal -						
	PS-331 P&S						
	Other Eq						
31744	C-111						
	SD						
	Normal -						
	PS-33						
	2B						
	P&S						
	Other						

5311176000 HOMESTEAD FIELD STATION

Qty	Item	Name	Fund	FuncArea	FPrgr	Grant	Amount
1.00	31725	US-1 Culverts - Parts & Supplies	20200	CF02	NR	NR	2,000
			0				
13.00		Total 541512 - Oper Expense - Parts and Supplies Water Control Structure					\$190,085
1.00	31791	BBCW L31E #2 - Canal/Levee P&S	202002	CG01	NR	3007	400
1.00		Total 541515 - Oper Expense - Parts, Supp - Canal Levee					\$400
1.00	31797	8.5 SMA Mod - Scraping Equipment Rental	202002	CK03	NR	3003	2,000
1.00	17957	Field Station Maintenance	202000	CO03	NR	NR	450
1.00	17956	Levee Maintenance	202000	CG01	NR	NR	4,000
1.00	17955	Structure Maintenance	202000	CF02	NR	NR	653
1.00	17960	Telemetry Maintenance	202000	CJ05	NR	NR	450
5.00		Total 541600 - Oper Expense - Rent/Lease Equipment					\$7,553
1.00	31806	C-111 SD CSSS - PS-331 Waste Dispos	202002	CF05	NR	3002	200
1.00	31807	C-111 SD Normal - PS-331 Waste Dispos	202002	CF05	NR	3000	500
2.00		Total 541900 - Oper Expense - Other					\$700
1.00	31808	C-111 SD CSSS - PS-331 Travel Dist	202002	CE03	NR	3002	25
1.00	31809	C-111 SD Normal - PS-331 Travel Dist	202002	CE03	NR	3000	
2.00		Total 542100 - Oper Expense - District Travel					\$50
1.00	17996	O&M Program Support	202000	CZ99	NR	NR	225
		Total Operating Expenses					

5311176000 HOMESTEAD FIELD STATION

Qty	Item	Name	Fund	FuncArea	FPrgr	Grant	Amount
1.00		Total 542310 - Oper Expense - Memberships, Dues and Fees					\$225
1.00	18001	Aquatic Plant Control	202000	CK01	NR	NR	67
1.00	18006	Levee Maintenance	202000	CG01	NR	NR	67
1.00	18005	Mowing	202000	CG03	NR	NR	90
1.00	18004	O&M Program Support	202000	CZ99	NR	NR	247
1.00	18008	Structure Maintenance	202000	CF02	NR	NR	225
5.00		Total 542400 - Oper Expense - Professional Licenses					\$696
1.00	18029	Field Station Maintenance	202000	CO03	NR	NR	225
1.00		Total 543301 - Oper Expense - Permits & Fees					\$225
1.00	31870	BBCW L31E #2 - Waste Disposal Fees	202002	CG01	NR	3007	920
1.00	26011	Canal Maintenance	202000	CG05	NR	NR	1,500
1.00	18043	Levee Maintenance	202000	CG01	NR	NR	10,803
1.00	31868	US-1 Culverts - Waste Disposal	202000	CG01	NR	NR	1,050
4.00		Total 543302 - Oper Expense - Waste Disposal Fees					\$14,273
1.00	18054	O&M Program Support	202000	CZ99	NR	NR	
1.00		Total 543600 - Oper Expense - Postage					\$22
1.00	31887	8.5 SMA Mod - PS-357 Electric	202002	CE03	NR	3003	38,700
1.00	31888	BBCW L31E #4 - Electric	202002	CE03	NR	NR	450,000
1.00	31897	C-111 SD CSSS - PS-331 Electric	202002	CE03	NR	3002	13,265
1.00	31893	C-111 SD CSSS - PS-332B Electric	202002	CE03	NR	3002	19,360
1.00	31891	C-111 SD CSSS - PS-332C Electric	202002	CE03	NR	3002	19,360
1.00	31892	C-111 SD CSSS - PS-332D Electric	202002	CE03	NR	3002	14,360

5311176000 HOMESTEAD FIELD STATION

Qty	Item	Name	Fund	FuncArea	FPrgr	Grant	Amount
1.00	31898	C-111 SD Normal - PS-331 Electric	20200	CE03	NR	3000	13,265
1.00	31896	C-111 SD Normal - PS-332B Electric	2	CE03	NR	3002	19,360
1.00	31894	C-111 SD Normal - PS-332C Electric	20200	CE03	NR	3002	19,360
1.00	31895	C-111 SD Normal - PS-332D Electric	2	CE03	NR	3001	14,360
1.00	31901	C-111 Spreader - S-199 Electric	20200	CE03	NR	3006	196,397
1.00	31900	C-111 Spreader - S-200 Electric	2	CE03	NR	3006	202,720
1.00	15399	Field Station Maintenance	2	CO03	NR	NR	32,000
			20200				
			2				
			20200				
			2				
			20200				
			0				
13.00	Total	543701 - Oper Expense - Electrical Service					\$1,052,507
1.00	18061	Field Station Maintenance	202000	CO03	NR	NR	2,518
1.00	Total	543702 - Oper Expense - Water/Sewer Service					\$2,518
1.00	31926	C-111 SD CSSS - PS-331 Freight	202002	CF05	NR	3002	455
1.00	31927	C-111 SD Normal - PS-331 Freight	202002	CF05	NR	3000	455
1.00	18071	O&M Program Support	202000	CZ99	NR	NR	148
3.00	Total	543800 - Oper Expense - Freight					\$1,058
	Total	Operating Expenses					\$3,699,722
1.00	31962	C-111 SD CSSS - Tools (IC Tech)	402000	CF05	NR	3002	4,000
1.00	31963	C-111 SD Normal - Tools (IC Tech)	402000	CF05	NR	3000	4,000
1.00	15406	Structure Maintenance	402000	CF02	NR	NR	7,000

3.00	Total		
		589300 - Capital Outlay - Equipment	\$15,000
	Total	Capital - Operating	\$15,000
	Total	HOMESTEAD FIELD STATION	\$8,271,168

5312177000 FORT LAUDERDALE FIELD STATION

Qty	Item	Name	Fund	FuncArea	FPrgr	Grant	Amount
47.00	Total	510100 - Salaries and Wages - Regular					\$2,577,418
7.00	Total	511100 - Salaries and Wages - Overtime					\$208,446
54.00	Total	520900 - Fringe Benefits - FICA Taxes Employer Share					\$213,120
54.00	Total	521010 - Fringe Benefits - FRS Retirement Contrib					\$344,014
47.00	Total	521110 - Fringe Benefits - Medical Insurance					\$774,902
47.00	Total	521120 - Fringe Benefits - Dental Insurance					\$57,340
47.00	Total	521130 - Fringe Benefits - Vision Insurance					\$6,454
47.00	Total	521140 - Fringe Benefits - Accidental Death Dismemberment					\$721
47.00	Total	521150 - Fringe Benefits - Long-Term Disability					\$9,400
47.00	Total	521160 - Fringe Benefits - Life Insurance					\$11,645
	Total	Personal Services					\$4,203,460



5312177000 FORT LAUDERDALE FIELD STATION

Qty	Item	Name	Fund	FuncArea	FPrgr	Grant	Amount
1.00	17157	Pump Station Maintenance	20200	CF05	NR	NR	184
1.00	17158	Structure Maintenance	0	CF02	NR	NR	2,023
			20200				
			0				
2.00	Total	530106 - Cont Serv - Alligator Protection Services					\$2,207
1.00	17177	Pump Station Maintenance	202000	CF05	NR	NR	3,617
1.00	17178	Structure Maintenance	202000	CF02	NR	NR	1,313
2.00	Total	530120 - Cont Serv - Electrical Services					\$4,930
1.00	17192	Pump Station Maintenance	202000	CF05	NR	NR	2,089
1.00	Total	530121 - Cont Serv - Water and Sewer Services					\$2,089
1.00	19985	AQUATIC PLANT CONTROL	225000	CK01	NR	NR	40,794
1.00	19987	AQUATIC PLANT CONTROL	101003	CK01	NR	NR	14,359
1.00	24654	Aquatic Plant Control	202000	CK01	NR	NR	42,512
1.00	30819	C-11 Mitigation - Contract Spraying	202002	CK01	NR	3010	2,246
4.00	Total	530300 - Cont Serv - Aquatic Spraying					\$99,911
1.00	24655	Terrestrial Plant Control	202000	CK03	NR	NR	11,611
1.00	17203	Terrestrial Plant Control	101003	CK03	NR	NR	30,008
1.00	18239	Terrestrial Plant Control	225000	CK03	NR	NR	56,165
3.00	Total	530301 - Cont Serv - Terrestrial Spraying					\$97,784
	1.00				-	i	ti
					1	g	o
1.00			30905 C		1	a	n

-					
Contr					
act	202002	CG03	NR	30	4,
Mowi				10	0
ng	202000	CG03	NR	N	0
				R	0
17221 Mowi					304,
ng					281

5312177000 FORT LAUDERDALE FIELD STATION

Qty	Item	Name	Fund	FuncArea	FPrgr	Grant	Amount
2.00	Total	530403 - Cont Serv - Mowing Canals/Levees					\$308,281
1.00	26003	Field Station Maintenance	202000	CO03	NR	NR	10,000
1.00	17230	Pump Station Maintenance	202000	CF05	NR	NR	34,110
1.00	26002	Structure Maintenance	202000	CF02	NR	NR	20,000
3.00	Total	530404 - Cont Serv - Mowing Field Stations/Pump Stations					\$64,110
1.00	17249	Field Station Maintenance	202000	CO03	NR	NR	3,355
1.00	12422	Mobile Crane Inspect - FTL	202000	CI04	NR	NR	1,700
1.00	17248	Pump Station Maintenance	202000	CF05	NR	NR	2,403
3.00	Total	530405 - Cont Serv - Equipment Inspections					\$7,458
1.00	17269	Pump Station Maintenance	202000	CF05	NR	NR	100,874
1.00	17270	Structure Maintenance	202000	CF02	NR	NR	36,793
2.00	Total	530606 - Cont Serv - Maint & Repairs - District Works					\$137,667
1.00	17290	Aquatic Plant Control - Fleet	202000	CV09	NR	NR	8,223
1.00	17289	Automotive-Depts Outside	202000	CI03	NR	NR	1,898
1.00	17288	Compliance/Enforcement - Fleet	202000	CV11	NR	NR	1,265
1.00	17287	Equip & Infrastructure Maint - Fleet	202000	AV02	NR	NR	632
1.00	17286	Levee Maintenance - Fleet	202000	CV05	NR	NR	22,711
1.00	17298	Pump Station Maintenance - Fleet	202000	CV04	NR	NR	3,163
1.00	17297	Pumping Operations - Fleet	202000	CV01	NR	NR	3,958
1.00	17296	Structure Maintenance - Fleet	202000	CV03	NR	NR	10,282
8.00	Total	530608 - Cont Serv - Maint & Repairs - Vehicles					\$52,132
1.00	17360	Field Station Maintenance	202000	CO03	NR	NR	13,223

5312177000 FORT LAUDERDALE FIELD STATION

Qty	Item	Name	Fund	FuncArea	FPrgr	Grant	Amount
1.00	17363	Structure Maintenance	20200	CF02	NR	NR	2,287
1.00	17362	Telemetry Maintenance	0	CJ05	NR	NR	2,132
			20200				
			0				
3.00	Total	530611 - Cont Serv - Maint and Repairs Equipment					\$17,642
1.00	17390	Levee Maintenance	202000	CG01	NR	NR	1,079
1.00	17389	Pump Station Maintenance	202000	CF05	NR	NR	2,468
1.00	17391	Structure Maintenance	202000	CF02	NR	NR	2,248
3.00	Total	530700 - Cont Serv - Equipment Rentals					\$5,795
1.00	17398	Field Station Maintenance	202000	CO03	NR	NR	15,373
1.00	17397	Pump Station Maintenance	202000	CF05	NR	NR	7,616
1.00	17400	Telemetry Maintenance	202000	CJ05	NR	NR	595
3.00	Total	531100 - Cont Serv - General Maintenance					\$23,584
1.00	17420	Field Station Maintenance	202000	CO03	NR	NR	17,000
1.00	Total	531101 - Cont Serv - Janitorial Services					\$17,000
1.00	17428	Field Station Maintenance	202000	CO03	NR	NR	10,687
1.00	17427	Pump Station Maintenance	202000	CF05	NR	NR	1,744
2.00	Total	531102 - Cont Serv - Security Services					\$12,431
	1.00			Station	ce	F	t
				n	17442	l	O
1.00			26008	Main		e	v
1.00			Field	tenan		e	e

rhead

17441 Pump  
Station  
Maintenance

202000  
202000  
202000

CO03 NR  
CV99 NR  
CF05 NR

NR 7,  
NR 5  
NR 0  
NR 0

7  
6  
12,  
24  
8

5312177000 FORT LAUDERDALE FIELD STATION

Qty	Item	Name	Fund	FuncArea	FPrgr	Grant	Amount
1.00	17443	Structure Maintenance	20200	CF02	NR	NR	5,324 0
4.00		Total 531103 - Cont Serv - Waste Disposal Services					\$25,148
		Total Contracts					\$878,169
1.00	17475	Aquatic Plant Control	202000	CK01	NR	NR	9,300
1.00	31268	C-11 Mitigation - Operating Chemical	202002	CK01	NR	3010	850
1.00	17478	Terrestrial Plant Control	225000	CK03	NR	NR	18,152
1.00	19975	Terrestrial Plant Control	225000	CK03	NR	NR	26,924
1.00	17477	Terrestrial Plant Control	202000	CK03	NR	NR	45,489
5.00		Total 540010 - Oper Expense - Inventory Chemicals					\$100,715
1.00	15424	Aquatic Plant Control - Fleet	202000	CV09	NR	NR	27,863
1.00	15613	Automotive - Depts Outside O&M	202000	CI03	NR	NR	22,327
1.00	15436	Compliance / Enforcement - Fleet	202000	CV11	NR	NR	6,770
1.00	15616	Equip & Infrastructure Maintenance	202000	AV02	NR	NR	13,540
1.00	15410	Equip & Infrastructure Maintenance	202000	AV02	NR	NR	11,605
1.00	15395	Levee Maintenance - Fleet	202000	CV05	NR	NR	50,087
1.00	15437	Pump Station Maintenance - Fleet	202000	CV04	NR	NR	39,652
1.00	15914	Pumping Operations	202000	CE03	NR	NR	313,000
1.00	15388	Pumping Operations - Fleet	202000	CV01	NR	NR	6,770
1.00	15423	Structure Maintenance - Fleet	202000	CV03	NR	NR	28,811
1.00	15415	Terrestrial Plant Control - Fleet	202000	CV10	NR	NR	13,540
11.00		Total 540030 - Oper Expense - Inventory Other Fuels					\$533,965
1.00	17488	O&M Fleet Overhead	202000	CV99	NR	NR	2,644
1.00	17487	Pump Station Maintenance	202000	CF05	NR	NR	9,093
1.00	17673	Pumping Operations	202000	CE03	NR	NR	7,244
1.00	17489	Structure Maintenance	202000	CF02	NR	NR	1,394

5312177000 FORT LAUDERDALE FIELD STATION

Qty	Item	Name	Fund	FuncArea	FPrgr	Grant	Amount
4.00	Total	540040 - Oper Expense - Inventory Oils/Lubricants/Solvents					\$20,375
1.00	17517	O&M Program Support	202000	CZ99	NR	NR	4,497
1.00	Total	540050 - Oper Expense - Inventory Parts and Supplies					\$4,497
1.00	17525	O&M Fleet Overhead	202000	CV99	NR	NR	151
1.00	Total	541100 - Oper Expense - Books/Subscriptions					\$151
1.00	17538	Field Station Maintenance	202000	CO03	NR	NR	360
1.00	17540	Structure Maintenance	202000	CF02	NR	NR	2,878
1.00	17539	Telemetry Maintenance	202000	CJ05	NR	NR	540
3.00	Total	541200 - Oper Expense - Liquid Propane Fuel					\$3,778
1.00	17561	Field Station Maintenance	202000	CO03	NR	NR	4,114
1.00	17560	Levee Maintenance	202000	CG01	NR	NR	6,754
1.00	17559	Pump Station Maintenance	202000	CF05	NR	NR	1,335
1.00	17564	Structure Maintenance	202000	CF02	NR	NR	4,467
1.00	17563	Telemetry Maintenance	202000	CJ05	NR	NR	362
5.00	Total	541300 - Oper Expense - Construction Materials					\$17,032
1.00	17611	Aquatic Plant Control	202000	CK01	NR	NR	32,160
1.00	26005	Field Station Maintenance	202000	CO03	NR	NR	5,500
1.00	17610	Levee Maintenance	202000	CG01	NR	NR	1,509
1.00	17609	Movement of Water	202000	CE02	NR	NR	540
1.00	17608	Pump Station Maintenance	202000	CF05	NR	NR	1,989
1.00	17615	Pumping Operations	202000	CE03	NR	NR	1,479
1.00	17614	Structure Maintenance	202000	CF02	NR	NR	1,022

5312177000 FORT LAUDERDALE FIELD STATION

Qty	Item	Name	Fund	FuncArea	FPrgr	Grant	Amount
7.00	Total	541301 - Oper Expense - District Uniforms					\$44,199
1.00	20971	Safety Boots	202000	CF02	NR	NR	2,000
1.00	21658	Safety Boots - Canal Levee	202000	CG01	NR	NR	1,000
1.00	21659	Safety Boots - Pumping Ops	202000	CE03	NR	NR	388
1.00	21660	Safety Boots - Struct Maint	202000	CF02	NR	NR	387
4.00	Total	541302 - Oper Expense - Safety Shoes					\$3,775
1.00	17669	Aquatic Plant Control	202000	CK01	NR	NR	2,022
1.00	26006	Field Station Maintenance	202000	CO03	NR	NR	6,000
1.00	17668	Levee Maintenance	202000	CG01	NR	NR	4,417
1.00	17667	O&M Fleet Overhead	202000	CV99	NR	NR	1,906
1.00	17666	Pump Station Maintenance	202000	CF05	NR	NR	4,045
1.00	17672	Structure Maintenance	202000	CF02	NR	NR	8,570
6.00	Total	541400 - Oper Expense - Tools/Equipment/PPE					\$26,960
1.00	17744	Aquatic Plant Control - Fleet	202000	CV09	NR	NR	19,948
1.00	17743	Automotive-Depts Outside	202000	CI03	NR	NR	1,605
1.00	17742	Compliance/Enforcement - Fleet	202000	CV11	NR	NR	2,529
1.00	17741	Equip & Infrastructure Maint - Fleet	202000	AV02	NR	NR	1,451
1.00	17740	Levee Maintenance - Fleet	202000	CV05	NR	NR	29,027
1.00	17739	O&M Fleet Overhead	202000	CV99	NR	NR	8,152
1.00	17752	Pump Station Maintenance - Fleet	202000	CV04	NR	NR	5,759
1.00	17751	Pumping Operations - Fleet	202000	CV01	NR	NR	8,221
1.00	17750	Structure Maintenance - Fleet	202000	CV03	NR	NR	15,835
1.00	17749	Terrestrial Plant Control - Fleet	202000	CV10	NR	NR	1,451
10.00	Total	541502 - Oper Expense - Parts,Supp - Fleet					\$93,978
1.00	17827	Field Station Maintenance	202000	CO03	NR	NR	20,930



5312177000 FORT LAUDERDALE FIELD STATION

Qty	Item	Name	Fund	FuncArea	FPrgr	Grant	Amount
1.00	17826	Pump Station Maintenance	20200	CF05	NR	NR	7,522
1.00	17829	Structure Maintenance	0	CF02	NR	NR	748
1.00	17828	Telemetry Maintenance	20200	CJ05	NR	NR	2,066
			0				
			20200				
			0				
4.00	Total	541503 - Oper Expense - Parts,Supp - Build & Ground Equip					\$31,266
1.00	17859	Field Station Maintenance	202000	CO03	NR	NR	8,376
1.00	17860	Pump Station Maintenance	202000	CF05	NR	NR	22,624
1.00	17862	Structure Maintenance	202000	CF02	NR	NR	7,863
1.00	17861	Telemetry Maintenance	202000	CJ05	NR	NR	544
4.00	Total	541505 - Oper Expense - Parts,Supp - Electrical/Electronic					\$39,407
1.00	17892	O&M Program Support	202000	CZ99	NR	NR	2,538
1.00	Total	541510 - Oper Expense - Parts,Supp - Office					\$2,538
1.00	17903	Field Station Maintenance	202000	CO03	NR	NR	235
1.00	17902	Levee Maintenance	202000	CG01	NR	NR	5,917
1.00	17901	Pump Station Maintenance	202000	CF05	NR	NR	499
1.00	17904	Structure Maintenance	202000	CF02	NR	NR	225
4.00	Total	541511 - Oper Expense - Parts and Supplies Security Equipment					\$6,876
1.00	26004	Field Station Maintenance	202000	CO03	NR	NR	25,100
1.00	17934	Pump Station Maintenance	202000	CF05	NR	NR	116,360
1.00	17933	Structure Maintenance	202000	CF02	NR	NR	9,836

3.00 Total

541512 - Oper Expense - Parts and Supplies Water Control Structure \$151,296

5312177000 FORT LAUDERDALE FIELD STATION

Qty	Item	Name	Fund	FuncArea	FPrgr	Grant	Amount
1.00	22987	Canal Maintenance	20200 0	CG01	NR	NR	5,000
1.00	Total	541515 - Oper Expense - Parts, Supp - Canal Levee					\$5,000
1.00	17951	Field Station Maintenance	202000	CO03	NR	NR	4,550
1.00	17950	Levee Maintenance	202000	CG01	NR	NR	6,907
1.00	17954	Pump Station Maintenance	202000	CF05	NR	NR	2,468
1.00	17953	Structure Maintenance	202000	CF02	NR	NR	712
1.00	17952	Telemetry Maintenance	202000	CJ05	NR	NR	450
5.00	Total	541600 - Oper Expense - Rent/Lease Equipment					\$15,087
1.00	17999	Levee Maintenance	202000	CG01	NR	NR	202
1.00	18003	Pump Station Refurbishment	202000	CF06	NR	NR	67
1.00	18002	Structure Maintenance	202000	CF02	NR	NR	475
3.00	Total	542400 - Oper Expense - Professional Licenses					\$744
1.00	18042	Aquatic Plant Control	202000	CK01	NR	NR	1,871
1.00	18041	Canal Maintenance	202000	CG05	NR	NR	4,223
1.00	18040	Levee Maintenance	202000	CG01	NR	NR	1,346
3.00	Total	543301 - Oper Expense - Waste Disposal Fees					\$7,440
1.00	15385	Field Station Maintenance	202000	CO03	NR	NR	32,500
1.00	15372	Movement of Water	202000	CE02	NR	NR	18,000
1.00	15373	Pumping Operations	202000	CE03	NR	NR	126,413
3.00	Total	543701 - Oper Expense - Electrical Service					\$176,913

5312177000 FORT LAUDERDALE FIELD STATION

Qty	Item	Name	Fund	FuncArea	FPrgr	Grant	Amount
1.00	26007	Field Station Maintenance	20200	CO03	NR	NR	7,800
1.00	18060	Pump Station Maintenance	0	CF05	NR	NR	432
			20200				
			0				
2.00	Total	543702 - Oper Expense - Water/Sewer Service					\$8,232
1.00	18070	O&M Program Support	202000	CZ99	NR	NR	4,137
1.00	Total	543800 - Oper Expense - Freight					\$4,137
	Total	Operating Expenses					\$1,298,361
1.00	15407	Structure Maintenance	402000	CF02	NR	NR	4,372
1.00	Total	589300 - Capital Outlay - Equipment					\$4,372
	Total	Capital - Operating					\$4,372
	Total	FORT LAUDERDALE FIELD STATION					\$6,384,362

5313301000 BIG CYPRESS BASIN FIELD STATION

Qty	Item	Name	Fund	FuncArea	FPrgr	Grant	Amount
21.00	Total	510100 - Salaries and Wages - Regular					\$1,168,347
4.00	Total	511100 - Salaries and Wages - Overtime					\$50,000
25.00	Total	520900 - Fringe Benefits - FICA Taxes Employer Share					\$93,206
24.10	Total	521010 - Fringe Benefits - FRS Retirement Contrib					\$152,456
21.00	Total	521110 - Fringe Benefits - Medical Insurance					\$348,877
21.00	Total	521120 - Fringe Benefits - Dental Insurance					\$25,620
21.00	Total	521130 - Fringe Benefits - Vision Insurance					\$2,885
21.00	Total	521140 - Fringe Benefits - Accidental Death Dismemberment					\$317
21.00	Total	521150 - Fringe Benefits - Long-Term Disability					\$4,200
21.00	Total	521160 - Fringe Benefits - Life Insurance					\$5,085
	Total	Personal Services					\$1,850,993

5313301000 BIG CYPRESS BASIN FIELD STATION

Qty	Item	Name	Fund	FuncArea	FPrgr	Grant	Amount
1.00	30781	Faka Union PS - Gator Services	10100	CF05	NR	3008	825
1.00	30782	Merritt PS - Gator Services	2	CF05	NR	3008	775
1.00	15954	Structure Maintenance	10100	CF02	NR	NR	1,926
			2				
			20300				
			0				
3.00	Total	530106 - Cont Serv - Alligator Protection Services					\$3,526
1.00	15956	Structure Maintenance	203000	CF02	NR	NR	400
1.00	Total	530120 - Cont Serv - Electrical Services					\$400
1.00	15957	Aquatic Plant Control	203000	CK01	NR	NR	217,305
1.00	Total	530300 - Cont Serv - Aquatic Spraying					\$217,305
1.00	30883	Manatee Mitigation - Veg Management	101002	CK03	NR	3008	8,000
1.00	15958	Terrestrial Plant Control	203000	CK03	NR	NR	210,000
2.00	Total	530301 - Cont Serv - Terrestrial Spraying					\$218,000
1.00	15959	Levee Maintenance	203000	CG01	NR	NR	624
1.00	Total	530401 - Cont Serv - Exotic Nuisance Wildlife					\$624
1.00	15960	Tree Management	203000	CG04	NR	NR	280,000
1.00	Total	530402 - Cont Serv - Tree Management Services					\$280,000

1.00

15961 Mowing - Flat & Slope

203000 CG03

NR

NR

261,140

5313301000 BIG CYPRESS BASIN FIELD STATION

Qty	Item	Name	Fund	FuncArea	FPrgr	Grant	Amount
1.00		Total 530403 - Cont Serv - Mowing Canals/Levees					\$261,140
1.00	30948	Faka Union PS - Mowing	101002	CF05	NR	3008	15,000
1.00	30950	Merritt PS - Mowing	101002	CF05	NR	3008	16,000
1.00	30949	Miller PS - Mowing	101002	CF05	NR	3008	15,000
1.00	15962	Mowing - Field Station	203000	CO03	NR	NR	36,400
1.00	15963	Mowing - Structures	203000	CF02	NR	NR	52,680
1.00	30952	SW Protection Features - Grading	101000	P130	100397	NR	3,003
1.00	30953	SW Protection Features - Mowing	101000	P130	100397	NR	49,997
7.00		Total 530404 - Cont Serv - Mowing Field Stations/Pump Stations					\$188,080
1.00	30962	Faka Union PS - Crane Inspection/Repair	101002	CF05	NR	3008	1,165
1.00	15964	Field Station Maintenance	203000	CO03	NR	NR	2,195
1.00	30964	Merritt PS - Crane Inspection / Repair	101002	CF05	NR	3008	1,165
1.00	30963	Miller PS - Crane Inspection / Repair	101002	CF05	NR	3008	1,235
4.00		Total 530405 - Cont Serv - Equipment Inspections					\$5,760
1.00	30996	Faka Union PS - Fire Alarm Inspections	101002	CF05	NR	3008	1,565
1.00	30997	Faka Union PS - Fire Extinguisher Insp	101002	CF05	NR	3008	530
1.00	30995	Faka Union PS - Maint & Repair	101002	CF05	NR	3008	11,120
1.00	30994	Faka Union PS - Trash Rake Repairs	101002	CF05	NR	3008	1,870
1.00	31003	Merritt PS - Fire Alarm Inspections	101002	CF05	NR	3008	1,520
1.00	31004	Merritt PS - Fire Extinguisher Insp	101002	CF05	NR	3008	494
1.00	31002	Merritt PS - Maint & Repairs	101002	CF05	NR	3008	20,600
1.00	31001	Merritt PS - Trash Rake Repairs	101002	CF05	NR	3008	3,500
1.00	30999	Miller PS - Fire Alarm Inspections	101002	CF05	NR	3008	1,245
1.00	31000	Miller PS - Fire Extinguisher Inspec	101002	CF05	NR	3008	500
1.00	30998	Miller PS - Maint & Repairs	101002	CF05	NR	3008	7,000
1.00	31006	Miller PS - Trash Rake Repairs	101002	CF05	NR	3008	3,935
12.00		Total 530600 - Cont Serv - Maintenance and Repairs					\$53,879



5313301000 BIG CYPRESS BASIN FIELD STATION

Qty	Item	Name	Fund	FuncArea	FPrgr	Grant	Amount
1.00	31109	Faka Union PS - Fuel Tank Calibrations	10100	CF05	NR	3008	2,750
1.00	31108	Faka Union PS - Vibration analyses	2	CF05	NR	3008	1,200
1.00	31111	Merritt PS - Fuel Tank Calibrations	10100	CF05	NR	3008	2,575
1.00	31110	Merritt PS - Vibration analyses	2	CF05	NR	3008	1,370
1.00	31113	Miller PS - Fuel Tank Calibrations	10100	CF05	NR	3008	2,800
1.00	31112	Miller PS - Vibration analyses	2	CF05	NR	3008	1,175
1.00	15966	Structure Maintenance	2	CF02	NR	NR	37,475
			10100				
			2				
			10100				
			2				
			20300				
			0				
7.00	Total	530606 - Cont Serv - Maint & Repairs - District Works					\$49,345
1.00	15968	Aquatic Plant Control - Fleet	203000	CV09	NR	NR	560
1.00	15972	Automotive - Depts Outside O&M	203000	CI03	NR	NR	2,120
1.00	15967	Compliance/Enforcement - Fleet	203000	CV11	NR	NR	560
1.00	15969	Levee Maintenance - Fleet	203000	CV05	NR	NR	27,638
1.00	15971	Pumping Operations - Fleet	203000	CV01	NR	NR	3,800
1.00	15970	Structure Maintenance - Fleet	203000	CV03	NR	NR	3,240
6.00	Total	530608 - Cont Serv - Maint & Repairs - Vehicles					\$37,918
1.00	15973	Field Station Maintenance	203000	CO03	NR	NR	8,345
1.00	15974	Structure Maintenance	203000	CF02	NR	NR	1,086
2.00	Total	530611 - Cont Serv - Maint and Repairs Equipment					\$9,431
1.00	15975	Levee Maintenance	203000	CG01	NR	NR	41,341

1.00 Total

530700 - Cont Serv - Equipment Rentals \$41,341

1.00	31217 Faka Union PS - Electrical M&R	101002	CF05	NR	3008	5,115
1.00	31216 Faka Union PS - Pest Control	101002	CF05	NR	3008	6,500
1.00	15976 Field Station Maintenance	203000	CO03	NR	NR	37,541

5313301000 BIG CYPRESS BASIN FIELD STATION

Qty	Item	Name	Fund	FuncArea	FPrgr	Grant	Amount
1.00	31219	Merritt PS - Electrical Maint & Repair	10100	CF05	NR	3008	14,895
1.00	31218	Merritt PS - Pest Control	2	CF05	NR	3008	5,000
1.00	31222	Miller PS - Electrical Maint & Repair	10100	CF05	NR	3008	3,000
1.00	31221	Miller PS - Pest Control	2	CF05	NR	3008	4,500
			10100				
			2				
			10100				
			2				
7.00	Total	531100 - Cont Serv - General Maintenance					\$76,551
1.00	15977	Field Station Maintenance	203000	CO03	NR	NR	20,600
1.00	Total	531101 - Cont Serv - Janitorial Services					\$20,600
1.00	15978	Field Station Maintenance	203000	CO03	NR	NR	2,000
1.00	Total	531102 - Cont Serv - Security Services					\$2,000
1.00	31249	Faka Union PS - Waste Disposal	101002	CF05	NR	3008	2,600
1.00	15980	Field Station Maintenance	203000	CO03	NR	NR	8,316
1.00	31250	Merritt PS - Waste Disposal	101002	CF05	NR	3008	1,775
1.00	31251	Miller PS - Waste Disposal	101002	CF05	NR	3008	1,975
1.00	15979	O&M Fleet Overhead	203000	CV99	NR	NR	42
1.00	15981	Structure Maintenance	203000	CF02	NR	NR	527
6.00	Total	531103 - Cont Serv - Waste Disposal Services					\$15,235
	Total	Contracts					\$1,481,135

5313301000 BIG CYPRESS BASIN FIELD STATION

Qty	Item	Name	Fund	FuncArea	FPrgr	Grant	Amount
1.00	15983	Aquatic Plant Control	20300	CK01	NR	NR	164,000
1.00	31287	Faka Union PS - Veg Control Chemicals	0	CF05	NR	3008	30,000
1.00	31288	Merritt PS - Veg Control Chemicals	10100	CF05	NR	3008	20,000
1.00	31290	Miller PS - Veg Control Chemicals	2	CF05	NR	3008	22,000
1.00	15982	Terrestrial Plant Control	10100	CK03	NR	NR	5,000
			2				
			10100				
			2				
			20300				
			0				
5.00	Total	540010 - Oper Expense - Inventory Chemicals					\$241,000
1.00	31324	Faka Union PS - Fuel	101002	CE03	NR	3008	200,000
1.00	15448	Levee Maintenance	203000	CG01	NR	NR	60,000
1.00	31325	Merritt PS - Fuel	101002	CE03	NR	3008	160,000
1.00	31326	Miller PS - Fuel	101002	CE03	NR	3008	323,000
1.00	15404	Pumping Operations	101000	CE03	NR	NR	26,403
5.00	Total	540030 - Oper Expense - Inventory Other Fuels					\$769,403
1.00	31369	Faka Union PS - Oil & Lubes	101002	CE03	NR	3008	23,432
1.00	31370	Merritt PS - Oil & Lubes	101002	CE03	NR	3008	5,800
1.00	31372	Miller PS - Oil & Lubes	101002	CE03	NR	3008	3,000
1.00	15984	O&M Fleet Overhead	203000	CV99	NR	NR	2,468
1.00	15985	Structure Maintenance	203000	CF02	NR	NR	3,312
5.00	Total	540040 - Oper Expense - Inventory Oils/Lubricants/Solvents					\$38,012
1.00	15986	O&M Program Support	203000	CZ99	NR	NR	2,877
1.00	Total	540050 - Oper Expense - Inventory Parts and Supplies					\$2,877

1.00						
1.00	31412 Miller PS - Training Manuals	101002	CF05	NR	3008	800
	15987 O&M Fleet Overhead	203000	CV99	NR	NR	84

5313301000 BIG CYPRESS BASIN FIELD STATION

Qty	Item	Name	Fund	FuncArea	FPrgr	Grant	Amount
2.00	Total	541100 - Oper Expense - Books/Subscriptions					\$884
1.00	31421	Faka Union PS - Propane (SCADA)	101002	CF05	NR	3008	1,000
1.00	31422	Merritt PS - Propane (SCADA)	101002	CF05	NR	3008	1,000
1.00	31423	Miller PS - Propane (SCADA)	101002	CF05	NR	3008	1,000
1.00	15989	Structure Maintenance	203000	CF02	NR	NR	2,366
4.00	Total	541200 - Oper Expense - Liquid Propane Fuel					\$5,366
1.00	15991	Aquatic Plant Control	203000	CF02	NR	NR	5,413
1.00	31486	Faka Union PS - Construction Materials	101002	CF05	NR	3008	2,225
1.00	15990	Field Station Maintenance	203000	CO03	NR	NR	2,256
1.00	15992	Levee Maintenance	203000	CG01	NR	NR	68,271
1.00	31487	Merritt PS - Construction Materials	101002	CF05	NR	3008	1,000
1.00	31489	Miller PS - Construction Materials	101002	CF05	NR	3008	2,275
1.00	15993	Structure Maintenance	203000	CF02	NR	NR	4,003
7.00	Total	541300 - Oper Expense - Construction Materials					\$85,443
1.00	31497	Faka Union PS - Uniforms	101002	CF05	NR	3008	1,465
1.00	15995	Levee Maintenance	203000	CG01	NR	NR	1,463
1.00	31498	Merritt PS - Uniforms	101002	CF05	NR	3008	620
1.00	31499	Miller PS - Uniforms	101002	CF05	NR	3008	350
1.00	15994	Mowing	203000	CG03	NR	NR	585
1.00	15996	Pump Station Maintenance	203000	CF05	NR	NR	293
1.00	15997	Structure Maintenance	203000	CF02	NR	NR	756
7.00	Total	541301 - Oper Expense - District Uniforms					\$5,532
1.00	20962	Safety Boots	203000	CF02	NR	NR	1,000
	Total	Operating Expenses					

5313301000 BIG CYPRESS BASIN FIELD STATION

Qty	Item	Name	Fund	FuncArea	FPrgr	Grant	Amount
1.00	Total	541302 - Oper Expense - Safety Shoes					\$1,000
1.00	31526	Faka Union PS - Tools & Equipment	101002	CF05	NR	3008	1,000
1.00	16000	Levee Maintenance	203000	CG01	NR	NR	3,926
1.00	31527	Merritt PS - Tools & Equipment	101002	CF05	NR	3008	1,000
1.00	31529	Miller PS - Tools & Equipment	101002	CF05	NR	3008	1,500
1.00	15999	Mowing	203000	CG03	NR	NR	1,463
1.00	15998	O&M Fleet Overhead	203000	CV99	NR	NR	503
1.00	16001	Pump Station Maintenance	203000	CF05	NR	NR	732
1.00	16002	Structure Maintenance	203000	CF02	NR	NR	3,926
8.00	Total	541400 - Oper Expense - Tools/Equipment/PPE					\$14,050
1.00	16005	Levee Maintenance	203000	CG01	NR	NR	1,000
1.00	Total	541501 - Oper Expense - Parts,Supp - Agricultural					\$1,000
1.00	16008	Aquatic Plant Control - Fleet	203000	CV09	NR	NR	3,930
1.00	16012	Automotive - Depts Outside O&M	203000	CI03	NR	NR	788
1.00	16007	Compliance/Enforcement - Fleet	203000	CV11	NR	NR	170
1.00	16009	Levee Maintenance - Fleet	203000	CV05	NR	NR	32,224
1.00	16006	O&M Fleet Overhead	203000	CV99	NR	NR	6,828
1.00	16011	Pumping Operations - Fleet	203000	CV01	NR	NR	9,358
1.00	16010	Structure Maintenance - Fleet	203000	CV03	NR	NR	4,680
7.00	Total	541502 - Oper Expense - Parts,Supp - Fleet					\$57,978
1.00	31618	Faka Union PS - A/C Maintenance & Repair	101002	CF05	NR	3008	500
1.00	31617	Faka Union PS - Building P&S	101002	CF05	NR	3008	5,000
1.00	16013	Field Station Maintenance	203000	CO03	NR	NR	3,286
1.00	31619	Merritt PS - A/C Maintenance & Repair	101002	CF05	NR	3008	3,000
1.00	31620	Merritt PS - Building P&S	101002	CF05	NR	3008	5,000

5313301000 BIG CYPRESS BASIN FIELD STATION

Qty	Item	Name	Fund	FuncArea	FPrgr	Grant	Amount
1.00	31621	Miller PS - A/C Maintenance & Repair	10100	CF05	NR	3008	3,375
1.00	31622	Miller PS - Building P&S	2	CF05	NR	3008	2,000
			10100				
			2				
7.00	Total	541503 - Oper Expense - Parts,Supp - Build & Ground Equip					\$22,161
1.00	31662	Faka Union PS - Electrical P&S	101002	CF05	NR	3008	10,000
1.00	31661	Faka Union PS - PS Software Maint	101002	CF05	NR	3008	1,500
1.00	16015	Field Station Maintenance	203000	CO03	NR	NR	3,369
1.00	31664	Merritt PS - Electrical P&S	101002	CF05	NR	3008	15,000
1.00	31663	Merritt PS - PS Software Maint	101002	CF05	NR	3008	1,500
1.00	31666	Miller PS - Electrical Parts & Supplies	101002	CF05	NR	3008	5,000
1.00	31665	Miller PS - PS Software Maint	101002	CF05	NR	3008	1,500
1.00	16016	Structure Maintenance	203000	CF02	NR	NR	4,931
8.00	Total	541505 - Oper Expense - Parts,Supp - Electrical/Electronic					\$42,800
1.00	31709	Faka Union PS - Bottled Water (PS)	101002	CF05	NR	3008	540
1.00	31708	Faka Union PS - Office Supplies	101002	CF05	NR	3008	850
1.00	31711	Merritt PS - Bottled Water (PS)	101002	CF05	NR	3008	520
1.00	31710	Merritt PS - Office Supplies	101002	CF05	NR	3008	800
1.00	31713	Miller PS - Bottled Water (PS)	101002	CF05	NR	3008	520
1.00	31712	Miller PS - Office Supplies	101002	CF05	NR	3008	300
1.00	16017	O&M Program Support	203000	CZ99	NR	NR	2,146
7.00	Total	541510 - Oper Expense - Parts,Supp - Office					\$5,676
1.00	16018	Field Station Maintenance	203000	CO03	NR	NR	1,077
1.00	16019	Structure Maintenance	203000	CF02	NR	NR	263
2.00	Total	541511 - Oper Expense - Parts and Supplies Security Equipment					\$1,340



Total Operating Expenses

5313301000 BIG CYPRESS BASIN FIELD STATION

Qty	Item	Name	Fund	FuncArea	FPrgr	Grant	Amount
1.00	31782	Faka Union PS - Fittings and Adapters	10100	CF05	NR	3008	3,775
1.00	31783	Faka Union PS - Parts & Supplies	2	CF05	NR	3008	33,925
1.00	31784	Faka Union PS - Replace Intake Filters	10100	CF05	NR	3008	5,000
1.00	31781	Manatee Mitigation - Structure Maint	2	CF02	NR	3008	2,000
1.00	31787	Merritt PS - Filter Replace-Intake Fans	10100	CF05	NR	3008	3,000
1.00	31785	Merritt PS - Fittings and Adapters	2	CF05	NR	3008	3,600
1.00	31786	Merritt PS - Parts & Supplies	10100	CF05	NR	3008	32,770
1.00	31788	Miller PS - Fittings and Adapters	2	CF05	NR	3008	4,050
1.00	31789	Miller PS - Parts & Supplies	10100	CF05	NR	3008	25,000
1.00	31790	Miller PS - Replace Intake Filters	2	CF05	NR	3008	2,000
1.00	16020	Structure Maintenance	10100	CF02	NR	NR	60,364
			2				
			10100				
			2				
			10100				
			2				
			10100				
			2				
			20300				
			0				
11.00	Total	541512 - Oper Expense - Parts and Supplies Water Control Structure					\$175,484
1.00	21646	Levee Maintenance	203000	CG01	NR	NR	3,000
1.00	Total	541515 - Oper Expense - Parts, Supp - Canal Levee					\$3,000
1.00	16022	Canal Maintenance	203000	CG05	NR	NR	20,631
1.00	31803	Faka Union PS - Rental / Lease Equipment	101002	CF05	NR	3008	5,200
1.00	16021	Field Station Maintenance	203000	CO03	NR	NR	488
1.00	31804	Merritt PS - Rental / Lease Equipment	101002	CF05	NR	3008	1,000
1.00	31805	Miller PS - Rental / Lease Equipment	101002	CF05	NR	3008	1,000
5.00	Total	541600 - Oper Expense - Rent/Lease Equipment					\$28,319

1.00						
	16027 O&M Program Support	203000 CZ99	NR	NR		219
1.00	Total 542310 - Oper Expense - Memberships, Dues and Fees					\$219
1.00	16028 Aquatic Plant Control	203000 CK01	NR	NR		107

5313301000 BIG CYPRESS BASIN FIELD STATION

Qty	Item	Name	Fund	FuncArea	FPrgr	Grant	Amount
1.00	16029	Canal Maintenance	20300	CG05	NR	NR	78
1.00	16030	Levee Maintenance	0	CG01	NR	NR	107
1.00	16031	Structure Maintenance	20300	CF02	NR	NR	156
			0				
			20300				
			0				
4.00	Total	542400 - Oper Expense - Professional Licenses					\$448
1.00	31818	Faka Union PS - Permits	101002	CF05	NR	3008	1,000
1.00	31819	Merritt PS - Permits	101002	CF05	NR	3008	1,000
1.00	31820	Miller PS - Permits	101002	CF05	NR	3008	1,000
1.00	16032	O&M Program Support	203000	CZ99	NR	NR	10,000
4.00	Total	543300 - Oper Expense - Other Fees					\$13,000
1.00	16033	Levee Maintenance	203000	CG01	NR	NR	7,497
1.00	Total	543301 - Oper Expense - Waste Disposal Fees					\$7,497
1.00	16034	O&M Program Support	203000	CZ99	NR	NR	
1.00	Total	543600 - Oper Expense - Postage					\$49
1.00	31920	Faka Union PS - Electrical Service	101002	CE03	NR	3008	105,288
1.00	15444	Field Station Maintenance	203000	CO03	NR	NR	18,800
1.00	31921	Merritt PS - Electrical Service	101002	CE03	NR	3008	65,000
1.00	31922	Miller PS - Electrical Service	101002	CE03	NR	3008	109,498
4.00	Total	543701 - Oper Expense - Electrical Service					\$298,586

1.00

31931 Faka Union PS - Freight

101002 CF05

NR 3008

520

5313301000 BIG CYPRESS BASIN FIELD STATION

Qty	Item	Name	Fund	FuncArea	FPrgr	Grant	Amount
1.00	31932	Merritt PS - Freight	10100	CF05	NR	3008	500
1.00	31933	Miller PS - Freight	2	CF05	NR	3008	565
1.00	16035	O&M Program Support	10100	CZ99	NR	NR	2,000
1.00	16023	Structure Maintenance	2	CF02	NR	NR	2,659
			20300				
			0				
			20300				
			0				
5.00	Total	543800 - Oper Expense - Freight					\$6,244
	Total	Operating Expenses					\$1,827,368
	Total	BIG CYPRESS BASIN FIELD STATION					\$5,159,496

5314178000 RIGHT OF WAY SECTION

Qty	Item	Name	Fund	FuncArea	FPrgr	Grant	Amount
25.00	Total	510100 - Salaries and Wages - Regular					\$1,439,298
25.00	Total	520900 - Fringe Benefits - FICA Taxes Employer Share					\$110,103
25.00	Total	521010 - Fringe Benefits - FRS Retirement Contrib					\$185,278
25.00	Total	521110 - Fringe Benefits - Medical Insurance					\$414,391
25.00	Total	521120 - Fringe Benefits - Dental Insurance					\$30,500
25.00	Total	521130 - Fringe Benefits - Vision Insurance					\$3,426
25.00	Total	521140 - Fringe Benefits - Accidental Death Dismemberment					\$369
25.00	Total	521150 - Fringe Benefits - Long-Term Disability					\$5,000
25.00	Total	521160 - Fringe Benefits - Life Insurance					\$6,271
	Total	Personal Services					\$2,194,636
1.00	15254	FAW Advertisement	202000	CL03	NR	NR	100
1.00	Total	530105 - Cont Serv - Advertising Services					\$100
1.00	16293	ROW - FPL Permitting Support	202000	CL03	NR	8003	165,000
1.00	Total	530900 - Cont Serv - Professional					\$165,000
1.00	18361	CS - NC Court & Filing	202000	CL03	NR	NR	5,250
1.00	Total	-					

5314178000 RIGHT OF WAY SECTION

Qty	Item	Name	Fund	FuncArea	FPrgr	Grant	Amount
	Total	530925	Cont Serv - Non Capital Court and Filing Fees				\$5,250
	Total	Contracts					\$170,350
1.00	13355	Uniforms	202000	CL03	NR	NR	196
1.00	Total	541301	- Oper Expense - District Uniforms				\$196
1.00	24642	OE Safety Shoes	202000	CL03	NR	NR	1,000
1.00	Total	541302	- Oper Expense - Safety Shoes				\$1,000
1.00	13359	Small Tools Equipment Gauges	202000	CL04	NR	NR	851
1.00	Total	541400	- Oper Expense - Tools/Equipment/PPE				\$851
1.00	15736	Office Supplies	202000	CL04	NR	NR	1,579
1.00	Total	541510	- Oper Expense - Parts,Supp - Office				\$1,579
1.00	13665	Assessment Fees New BCB Field Station	203000	CO03	NR	NR	500
1.00	26001	Banking Fees	202000	CL03	NR	NR	8,500
2.00	Total	543300	- Oper Expense - Other Fees				\$9,000
	Total	Operating Expenses					\$12,626
	Total	RIGHT OF WAY SECTION					\$2,377,612



5411179000 OPERATIONS

Qty	Item	Name	Fund	FuncArea	FPrgr	Grant	Amount
23.00	Total	510100 - Salaries and Wages - Regular					\$1,802,372
1.00	Total	511100 - Salaries and Wages - Overtime					\$98,181
24.00	Total	520900 - Fringe Benefits - FICA Taxes Employer Share					\$145,391
24.00	Total	521010 - Fringe Benefits - FRS Retirement Contrib					\$232,887
23.00	Total	521110 - Fringe Benefits - Medical Insurance					\$386,398
23.00	Total	521120 - Fringe Benefits - Dental Insurance					\$28,060
23.00	Total	521130 - Fringe Benefits - Vision Insurance					\$3,153
23.00	Total	521140 - Fringe Benefits - Accidental Death Dismemberment					\$351
23.00	Total	521150 - Fringe Benefits - Long-Term Disability					\$4,600
23.00	Total	521160 - Fringe Benefits - Life Insurance					\$5,738
	Total	Personal Services					\$2,707,131
1.00	12731	Meteorological Data Services	202000	CE02	NR	NR	5,000
1.00	13643	NOAAPORT/AWIPS II Software Maint	202000	CE02	NR	NR	4,240
2.00	Total	530100 - Cont Serv - External Provider					\$9,240
1.00	12292	OCC Display System Maintenance	202000	CE02	NR	NR	1,000
1.00	10	Satellite Equip Maintenance	202000	CE03	NR	NR	2,665
2.00	Total	530611 - Cont Serv - Maint and Repairs Equipment					\$3,665

South Florida Water Management District  
FY 2022-2023 Budget  
Division Line Item Functional Area Report - Expenditures

5411179000 OPERATIONS

Qty	Item	Name	Fund	FuncArea	FPrgr	Grant	Amount
		Total Contracts					\$12,905
1.00	57	Books & Reference Materials	101000	CE02	NR	NR	500
1.00	Total	541100 - Oper Expense - Books/Subscriptions					\$500
1.00	15726	Office Supplies	101000	CE02	NR	NR	1,655
1.00	Total	541510 - Oper Expense - Parts,Supp - Office					\$1,655
1.00	15663	Travel - District Business	202000	CE02	NR	NR	218
1.00	Total	542100 - Oper Expense - District Travel					\$218
	Total	Operating Expenses					\$2,373
	Total	OPERATIONS					\$2,722,409

5415181900 LAND RESOURCES BUREAU

Qty	Item	Name	Fund	FuncArea	FPrgr	Grant	Amount
2.00	Total	510100 - Salaries and Wages - Regular					\$169,707
2.00	Total	520900 - Fringe Benefits - FICA Taxes Employer Share					\$12,983
2.00	Total	521010 - Fringe Benefits - FRS Retirement Contrib					\$20,212
2.00	Total	521110 - Fringe Benefits - Medical Insurance					\$37,535
2.00	Total	521120 - Fringe Benefits - Dental Insurance					\$2,440
2.00	Total	521130 - Fringe Benefits - Vision Insurance					\$274
2.00	Total	521140 - Fringe Benefits - Accidental Death Dismemberment					\$29
2.00	Total	521150 - Fringe Benefits - Long-Term Disability					\$400
2.00	Total	521160 - Fringe Benefits - Life Insurance					\$499
	Total	Personal Services					\$244,079
1.00	15752	Levee Maintenance	202000	CG01	NR	NR	887
1.00	15762	Office Supplies - all regions	202000	AZ00	NR	NR	1,579
2.00	Total	541510 - Oper Expense - Parts,Supp - Office					\$2,466
	Total	Operating Expenses					\$2,466
	Total	LAND RESOURCES BUREAU					\$246,545

5415182000 VEGETATION MANAGEMENT SECTION

Qty	Item	Name	Fund	FuncArea	FPrgr	Grant	Amount
23.00	Total	510100 - Salaries and Wages - Regular					\$1,532,413
23.00	Total	520900 - Fringe Benefits - FICA Taxes Employer Share					\$117,230
23.00	Total	521010 - Fringe Benefits - FRS Retirement Contrib					\$200,090
23.00	Total	521110 - Fringe Benefits - Medical Insurance					\$381,634
23.00	Total	521120 - Fringe Benefits - Dental Insurance					\$28,060
23.00	Total	521130 - Fringe Benefits - Vision Insurance					\$3,156
23.00	Total	521140 - Fringe Benefits - Accidental Death Dismemberment					\$359
23.00	Total	521150 - Fringe Benefits - Long-Term Disability					\$4,600
23.00	Total	521160 - Fringe Benefits - Life Insurance					\$5,916
	Total	Personal Services					\$2,273,458

5415182000 VEGETATION MANAGEMENT SECTION

Qty	Item	Name	Fund	FuncArea	FPrgr	Grant	Amount
1.00	27243	Everglades STA - Veg Mgmt & Enhancement	21700	BB66	NR	NR	700,000
1.00	14166	Grass Carp Stocking	3	CK01	NR	NR	140,000
1.00	19941	Invasive Plant Monitoring	20400	AA02	NR	NR	4,122
1.00	14301	Invasive Plant Monitoring (\$1M Match)	1	AA02	NR	NR	42,331
			20400				
			1				
			20400				
			1				
4.00	Total	530100 - Cont Serv - External Provider					\$886,453
1.00	15450	Aquatic Plant Control (FWC)	206000	CK01	NR	NR	350,000
1.00	30821	C-44 Reservoir - Contract Veg Mgmt	225000	P107	100548	NR	25,000
1.00	30824	C-44 STA - Contract Spraying	225000	P107	100548	NR	211,000
1.00	12329	Everglades STA - Veg Maint & Enhancement	217000	BB66	NR	NR	233,008
1.00	14348	Everglades STA - Veg Maint & Enhancement	217000	BB66	NR	NR	230,350
1.00	11106	Everglades STA - Veg Maint & Enhancement	217000	BB66	NR	NR	157,129
1.00	11107	Everglades STA - Veg Maint & Enhancement	217000	BB66	NR	NR	27,900
1.00	11108	Everglades STA - Veg Maint & Enhancement	217000	BB66	NR	NR	56,932
1.00	30053	Everglades STA - Veg Maint & Enhancement	217000	BB66	NR	NR	15,858
1.00	14012	Everglades STA - Veg Maint & Enhancement	217000	BB66	NR	NR	150,000
1.00	12735	Everglades STA - Veg Maint & Enhancement	217003	BB66	NR	NR	10,182
1.00	12006	Everglades STA - Veg Maint & Enhancement	217003	BB66	NR	NR	231,086
1.00	11709	Everglades STA - Veg Maint & Enhancement	217000	BB66	NR	NR	282,627
1.00	11695	Everglades STA - Veg Maint & Enhancement	217000	BB66	NR	NR	4,368
1.00	27566	Everglades STA - Veg Mgmt & Enhancement	217003	BB66	NR	NR	282,868
1.00	32013	FDEP - BLUE Green Algae Response	214001	CK06	101295	NR	500,000
1.00	30827	Lakeside Ranch N - Exotics	202000	CK01	NR	NR	40,000
1.00	30826	Lakeside Ranch S - Exotics	202000	CK01	NR	NR	40,000
1.00	15896	Northern STA - Veg Maint & Enhancement	202000	CK01	NR	NR	31,200
1.00	15897	Northern STA - Veg Maint & Enhancement	202000	CK01	NR	NR	30,000
1.00	30816	RS A1 FEB - Contract Vegetation Mgmt	217000	BB66	NR	NR	400,000
1.00	30813	RS L-8 Reservoir - Contract Spraying	217000	BB66	NR	NR	10,300
1.00	30810	RS STA 1W1 - Contractual Spraying	217000	BB66	NR	NR	225,600
1.00	30811	RS STA 1W2 - Aquatic Spraying	217000	BB66	NR	NR	132,500
1.00	30812	Ten Mile Creek - Vegetation Mgmt	202000	CK01	NR	NR	20,000

25.00 Total

530300 - Cont Serv - Aquatic Spraying \$3,697,908

5415182000 VEGETATION MANAGEMENT SECTION

Qty	Item	Name	Fund	0	Funct nc Ar ea	Grant	
				207000		AA 02	
1.00	30843	8.5 SMA Mod - Exotics (Non-Reimbursable)	20200	207000		AA 02	NR
1.00	30844	8.5 SMA Mod - Exotics (Non-Reimbursable)	0	207000		AA 02	NR
1.00	30847	BBCW Cutler - Exotics	20200	101002	A	AA 02	NR
1.00	30846	BBCW Deering - Exotics	0	225000	A	CK	NR
1.00	30854	BBCW L31E #4 - Exotics	20200	225000	0	03	NR
1.00	30853	BBCW L31E #5C - Exotics	2	101002	2	AA	NR
1.00	30856	C-111 SD CSSS - Veg Mgmt (Non-Reimburs)	20200	214002	A	AA 02	NR
1.00	30857	C-111 SD Normal - Veg Mgmt Non-Reimburs	20200	204001	0	AA 02	NR
1.00	30864	C-111 South Dade #8 - Exotics	2		2	AA 02	NR
1.00	30861	C-111 South Dade #8a - Exotics	20200		A	AA 02	NR
1.00	30862	C-111 South Dade #8a - Exotics	2		A	AA 02	NR
1.00	30862	C-111 South Dade #8a - Exotics	20200		0	AA	NR
1.00	30868	C-111 Spreader - Exotics (Cost-Share)	0		2	02	NR
1.00	30884	Faka Union PS - Vegetation Mgmt	20200		A	AA	NR
1.00	30879	IRL-S Sec C - Invasive Exotic Treatment	0		A	AA 02	NR
1.00	14160	Invasive Grasses Spraying Svcs (FWC)	20200		0	AA	NR
1.00	16127	Invasive Plant Monitoring	0		2	AA 02	NR
1.00	27261	Lox Refuge- Invasive Plant Control	20200		A	AA	NR
1.00	16299	Lox Refuge- Invasive Plant Control	0		0	AA 02	NR
1.00	16298	Lox Refuge- Invasive Plant Control	20200		2	AA	NR
1.00	18401	Lox Refuge- Invasive Plant Control (FWC)	0		A	AA 02	NR
1.00	17149	Lygodium Control Kissimmee	20200		0	AA 02	NR
1.00	21041	Melaleuca Mgmt. FWC (\$1M Match)	10100		2	AA	NR
1.00	19946	Melalu & Other Exotic Cntrl (FWC \$1M)	2		A	AA 02	NR
1.00	14158	Melalu & Other Exotic Plant Cntrl (FWC)	20200		A	AA	NR
1.00	14156	Melalu. & Other Exotic Plant Cntrl (FWC)	0		0	AA 02	NR
1.00	30885	Merritt PS - Vegetation Mgmt	20600		2	AA	NR
1.00	27301	Merritt PS - Vegetation Mgmt	0		A	AA 02	NR
1.00	27251	Merritt PS - Vegetation Mgmt	20200		0	AA 02	NR
1.00	30886	Miller PS - Vegetation Mgmt	0		2	AA	NR
1.00	16186	US FWS - Loxahatchee Refuge Exotics	21300		A	AA 02	NR
1.00	13506	Upland Exotic Control (\$1M Match)	0		0	AA	NR
			21300		2	AA 02	
			0		A	AA	
			20700		0	AA	
			0		2	AA	
			10100		A	AA	
			3		0	AA	
			22500		2	AA	

	Am oun t	47	18,316	1,395,284	586,400	1,000,000	153,050
NR		907,750	1,000,000	675,000	2,325,000	2,692,244	5,000
NR				58,989	487,516	2,000,000	46,869
NR	129						
NR	,00						
3007	0						
NR	150						
NR	,00						
NR	0						
NR	15,						
NR	000						
NR	4,0						
NR	00						
3006	2,0						
3008	00						
NR	27,						
NR	500						
NR	191						
93	,45						
93	0						
93	191						
NR	,45						
NR	0						
NR	132						
NR	,35						
NR	0						
NR	39,						
3008	800						
2035	199						
2035	,00						
3008	0						
2033	233						
NR	,47						
	5						
	472						
	,50						
	3						
	16,						
	000						
	500						
	,00						
	0						
	3,5						



31.00 Total

530301 - Cont Serv - Terrestrial Spraying \$15,658,493

1.00 14157 Mechanical Harvesting Services (FWC) 206000 CK01 NR NR 104,000

5415182000 VEGETATION MANAGEMENT SECTION

Qty	Item	Name	Fund	FuncArea	FPrgr	Grant	Amount
1.00	Total	530400 - Cont Serv - Mechanical Aquatic Harvesting					\$104,000
1.00	16187	Hazardous Tree Removal North End	202000	CG04	NR	NR	462,000
1.00	16188	Hazardous Tree Removal South End	202000	CG04	NR	NR	463,000
1.00	21006	Lee County Watercourse Management	101003	CG04	NR	NR	850,000
3.00	Total	530402 - Cont Serv - Tree Management Services					\$1,775,000
1.00	21008	Exotic Reptile Management (UF)	101003	CK05	NR	NR	35,000
1.00	24225	Invasive Animal Management- Python	204001	CK05	NR	NR	63,156
1.00	22716	Invasive Animal Management- Python	204001	CK05	NR	NR	13,000
1.00	18255	Invasive Animal Management- Python	204000	CK05	NR	NR	125,000
1.00	19341	Invasive Animal Management- Python	204001	CK05	NR	NR	14,888
1.00	17147	Invasive Animal Management- Python	101003	CK05	NR	NR	715,000
6.00	Total	530406 - Cont Serv - Python Elimination Program					\$966,044
1.00	14165	Exotic Reptile Management (UF)	204001	CK05	NR	NR	155,456
1.00	Total	530407 - Cont Serv - Invasive Animal Management					\$155,456
1.00	30992	Bio Control Implement (Invasive Plants)	101002	CK02	NR	3005	661,536
1.00	Total	530600 - Cont Serv - Maintenance and Repairs					\$661,536
1.00	13352	C-18 Exotic Control	202000	CL03	NR	NR	9,000
1.00	24	Horticultural Services	204001	CG04	NR	NR	4,000
2.00	Total	530900 - Cont Serv - Professional					\$13,000

5415182000 VEGETATION MANAGEMENT SECTION

Qty	Item	Name	Fund	FuncArea	FPrgr	Grant	Amount
1.00	49	Climbing Fern Biocontrol Development	20400	CK02	NR	NR	150,000
1.00	1	Melaleuca Biocontrol Develop (\$1M Match)	1	CK02	NR	NR	150,000
			20400				
			1				
2.00	Total	545020 - Oper Expense - Interagency Federal Matching					\$300,000
1.00	11987	Herbicide Evaluation	204001	CK03	NR	NR	60,000
1.00	Total	545040 - Oper Expense - Interagency Public Univ					\$60,000
	Total	Contracts					\$24,277,890

5415182000 VEGETATION MANAGEMENT SECTION

Qty	Item	Name	Fund	FuncArea	FPrgr	Grant	Amount
1.00	15449	Aquatic Plant Control (FWC)	20600	CK01	NR	NR	630,000
1.00	14162	Chemicals for Aquatic Plant Control	0	CK01	NR	NR	22,096
1.00	14163	Chemicals for Kissimmee Basin Area	20400	CK01	NR	NR	46,090
1.00	12331	Everglades STA - Veg Mgmt Chemical	1	BB66	NR	NR	162,750
1.00	30055	Everglades STA - Veg Mgmt Chemical	20400	BB66	NR	NR	90
1.00	27281	Everglades STA - Veg Mgmt Chemical	1	BB66	NR	NR	71,402
1.00	12733	Everglades STA - Veg Mgmt Chemical	21700	BB66	NR	NR	27,900
1.00	12428	Everglades STA - Veg Mgmt Chemical	0	BB66	NR	NR	9,585
1.00	12328	Everglades STA - Veg Mgmt Chemical	20400	BB66	NR	NR	136,000
1.00	12308	Everglades STA - Veg Mgmt Chemical	1	BB66	NR	NR	25,576
1.00	22709	Everglades STA - Veg Mgmt Chemical	1	BB66	NR	NR	63,500
1.00	15889	Everglades STA - Veg Mgmt Chemicals	21700	BB66	NR	NR	359,981
1.00	14159	Invasive Grasses Chemical (FWC)	0	BB66	NR	NR	350,000
1.00	16124	STA3/4 Chemicals	0	BB66	NR	NR	32,177
			21700				
			3				
			21700				
			0				
			20400				
			1				
			21700				
			0				
			20600				
			0				
			22500				
			0				
14.00	Total	540010 - Oper Expense - Inventory Chemicals					\$1,937,147
1.00	39	Books & Reference Materials	101000	CG04	NR	NR	848
1.00	12423	Reference Materials	217000	BB81	NR	NR	180
2.00	Total	541100 - Oper Expense - Books/Subscriptions					\$1,028
1.00	52	Uniforms/Safety Shoes	101000	CK01	NR	NR	1,000

1.00	Total					
		541301	- Oper Expense - District Uniforms			\$1,000
1.00	12427 STA Small Tools and Equipment	217000	BB81	NR	NR	2,623
1.00	22708 Small Tools, Equipment & Gauges	204001	CK01	NR	NR	3,000
2.00	Total	541400	- Oper Expense - Tools/Equipment/PPE			\$5,623
	Total		Operating Expenses			

5415182000 VEGETATION MANAGEMENT SECTION

Qty	Item	Name	Fund	FuncArea	FPrgr	Grant	Amount
1.00	31555	Boma AGI - Exotic Treatment	20200 0	AA02	NR	NR	1,000
1.00		Total 541500 - Oper Expense - Parts and Supplies					\$1,000
1.00	22710	Bank Stabilization after Tree Removal	204001	CG04	NR	NR	100,000
1.00		Total 541501 - Oper Expense - Parts,Supp - Agricultural					\$100,000
1.00	50	Photographic Expenses	202000	CK01	NR	NR	450
1.00		Total 541507 - Oper Expense - Parts,Supp - Photographic					\$450
1.00	15756	STA Office and Lab Supplies	101000	CK01	NR	NR	661
1.00		Total 541510 - Oper Expense - Parts,Supp - Office					\$661
		Total Operating Expenses					\$2,046,909
		Total VEGETATION MANAGEMENT SECTION					\$28,598,257

5415182100 LAND STEWARDSHIP SECTION

Qty	Item	Name	Fund	FuncArea	FPrgr	Grant	Amount
30.00	Total	510100 - Salaries and Wages - Regular					\$1,966,365
30.00	Total	520900 - Fringe Benefits - FICA Taxes Employer Share					\$150,426
30.00	Total	521010 - Fringe Benefits - FRS Retirement Contrib					\$264,977
30.00	Total	521110 - Fringe Benefits - Medical Insurance					\$496,352
30.00	Total	521120 - Fringe Benefits - Dental Insurance					\$36,600
30.00	Total	521130 - Fringe Benefits - Vision Insurance					\$4,110
30.00	Total	521140 - Fringe Benefits - Accidental Death Dismemberment					\$462
30.00	Total	521150 - Fringe Benefits - Long-Term Disability					\$6,000
30.00	Total	521160 - Fringe Benefits - Life Insurance					\$7,484
	Total	Personal Services					\$2,932,776





LTM 165 Acres Willing Seller

Item Description	Code	Category	Unit	Value
15207 Land Mgmt Serv. (FWC)- Crew	204000	AA01	NR NR	15,000
	204000	AA03	NR NR	30,000
	202002	AA04	NR NR	25,000
	202002	AA04	NR NR	25,000
	203000	AA04	NR NR	49,000
16070 Land Mgmt Services - DOC - Martin	202000	AA11	NR NR	58,000
	202000	AA11	NR NR	58,000
	211016	AA04	NR NR	325,000
	204000	AA04	NR NR	24,500
13254 Land Mgmt Services - DOC - Okeechobee	213000	AA04	NR 87	24,500
	204000	AA04	NR NR	91,000
	211005	AA04	NR NR	200,000
	204000	AA12	NR NR	45,000
16057 Land Mgmt Svcs Lox Mitigation Bank	701021	AA05	NR NR	28,880
15210 Land Mgmt Svcs (FWC) - CREW				
15539 Land Mgmt Svcs (FWC)- CREW (Grant 87)				
15098 Land Mgmt Svcs - FWC - Dupuis				
27661 Land Mgmt Svcs Corkscrew Mitigation Bank				
24678 Levee/AGI Mowing - C139 (Non Proj)				
15780 Penns uco -				

5415182100 LAND STEWARDSHIP SECTION

Qty	Item	Name	Fund	FuncArea	FPrgr	Grant	Amount
1.00	24673	Prescribe Fire Line Maint - Kiss/Okee	20400	AA01	NR	NR	30,000
1.00	15536	Veg Mgmt - Bellalago	1	AA12	NR	NR	5,000
1.00	15543	Veg Mgmt - Grassy Island(Grant 87)	21100	AA12	NR	87	25,000
1.00	15538	Veg Mgmt - Lake Marion/Reedy Creek	1	AA12	NR	NR	40,000
1.00	15535	Veg Mgmt - Shingle Creek	21300	AA12	NR	NR	10,000
1.00	24671	Veg Mgmt - Site 1 (Grant 85)	0	AA12	NR	NR	10,000
1.00	27259	Veg Mgmt - Site 1 (Grant 85)	21102	AA12	NR	85	73,449
1.00	15537	Veg Mgmt - Southern Glades	5	AA12	NR	85	1,551
1.00	15047	Veg Mgt- Allapattah	21102	AA12	NR	NR	38,000
1.00	14189	Veg Mgt- Kissimmee/Okeechobee	5	AA12	NR	NR	20,000
1.00	14190	Veg Mgt- Upper Lakes	21300	AA12	NR	NR	15,000
1.00	22714	Vegetation Mgmt - Echerd & Lemkin	0	AA12	NR	NR	30,000
1.00	16197	Vegetation Mgmt- Rolling Meadows	0	AA12	NR	NR	10,000
1.00	24701	Vegetation Mgmt-Frog Pond	21300	AA12	NR	NR	10,000
1.00	15554	Vegetation Mgmt-Nubbin Slough	6	AA12	NR	NR	5,000
1.00	15552	Vegetation Mgmt-Southern Glades	20400	AA12	NR	NR	5,000
			0				15,000
			20400				
			0				
			20200				
			0				
			20400				
			0				
			21102				
			3				
			22500				
			0				
			20200				
			0				
			22500				
			0				
30.00	Total	530200 - Cont Serv - Land Management					\$1,331,880
	1.00				1		i
	1.00				.		g
1.00	1.00				C	30852 C	a
1.00	1.00				C	-	ti
1.00	1.00				1	1	o
1.00	1.00				.	M	n
1.00	1.00				C	i	-
1.00	1.00				C	t	E
	1.00						x

otic Plant Contr ol	Hobe Sound Ranch					
	15534 Exotics - Kiss/Okee	202002	AA02	NR	3010	25,000
	16198 Exotics - Lake Marion Creek	203000	AA02	NR	NR	50,000
26032 CREW Marsh Willow Treatment	15580 Exotics - Lakeside Ranch	204001	AA02	NR	NR	135,000
	15825 Exotics - Lakeside Ranch (Grant 95)	222000	AA02	NR	95	50,000
		222000	AA02	NR	95	150,000
23963 Exotic Plant Control - Dupuis Management		204000	AA02	NR	NR	47,731
		213000	AA02	NR	87	100,000
		222000	AA02	NR	95	25,000
22713 Exotic Plant Control - L31N/Rocky (Gr 95)		225000	AA02	NR	NR	50,000
		202000	AA02	NR	NR	40,000
		211012	AA02	NR	NR	15,000
16094 Exotics - Allapattah		204000	AA02	NR	NR	4,750
		204000	AA02	NR	NR	20,250
24675 Exoti cs - Crew		204000	AA02	NR	NR	62,234
		202000	AA02	NR	NR	15,000
15829 Exotics - Critical CREW (Grant 87)		202000	AA02	NR	NR	6,811
22711 Exoti cs - Cutler Flow Lenna r (Gran t 95)		222000	AA02	NR	95	38,189
16064 Exotics - Cypress Creek						
21711 Exoti cs - Dupui s						
15558 Exotics - FL Gulf Coast						
22715 Exoti cs - Hobe Sound Ranch						
27147 Exotics -						

5415182100 LAND STEWARDSHIP SECTION

Qty	Item	Name	Fund	0	Fu	AA	02
				225000	nc	02	AA02
				225000	Ar	AA	
				213000	ea	02	
1.00	15544	Exotics - London Creek	20200	213000		AA	
1.00	16076	Exotics - Loxahatchee River	0	213000		02	
1.00	15581	Exotics - Model Lands	22500	225000		AA	
1.00	19342	Exotics - Pennsuco	0	202000	A	02	
1.00	15556	Exotics - Reedy Creek	20200	202000	A	AA	
1.00	15540	Exotics - Rolling Meadows	0	202000	0	02	
1.00	15542	Exotics - Shingle Creek	21102	225000	2	AA	
1.00	15546	Exotics - Southern Glades	1	202000	A	02	
1.00	30054	Exotics - Upper Lakes	20200	211021	0	AA	
1.00	24674	Exotics - Upper Lakes	0	203000	2	02	
1.00	15582	Exotics- C-111/Frog Pond	21102	202002	A	AA	
1.00	20048	Exotics- Cell 17/18	3	222000	A	02	
1.00	16203	Exotics- Kiss/Okee	21102	202000	0	AA	
1.00	19945	Exotics- Southern Glades	5	202000	2	02	
1.00	20902	Exotics- Weston/Century Prestige	21102		A	AA	
1.00	16205	Exotics- Weston/Century Prestige	6		A	02	
1.00	15290	Exotics-BBCW Cutler-Exotics	20400		0	AA	
1.00	30050	Exotics-BBCW Cutler-Exotics	0		2	02	
1.00	15545	Exotics-C-43 Project Area (Grant 87)	20400		A	AA	
1.00	15547	Exotics-C-9 & C-11 Impoundment (Grant 85)	0		A	02	
1.00	15205	Exotics-Crew	2		0	02	
1.00	15209	Exotics-Crew	22500		2	AA	
1.00	14192	Exotics-DuPuis	0		A	02	
1.00	16231	Exotics-Grassy Island (Grant 87)	22200		A	AA	
1.00	15576	Exotics-Grassy Island (Grant 87)	0		0	02	
1.00	16078	Exotics-Hungryland	22200		2	AA	
1.00	15555	Exotics-Lamb Island	0		A	02	
1.00	15293	Exotics-Medalist	22200		0	AA	
1.00	16077	Exotics-Nubbin Slough	0		2	02	
1.00	30882	LRWRP FW 2 - Exotics	22200		A	AA	
1.00	15541	Pennsuco - Exotic Plant Control	0		A	02	
1.00	26031	Recreation CREW Maintenance	21300		0	AA	
1.00	30835	Site 1 Impound - Exotic Plant Control	0		0	02	
1.00	15946	Smut Grass Treatment (Grant 95)	21300		2	AA	
1.00	30834	Southern CREW - Veg Mgmt (Torpedo Grass)	0		0	03	
			20300		A	AA	
			0		A	02	
			20400		2	AA	

Amount

								FPrgr	Grant
NR	NR	15,000							
NR	NR	50,000							
NR	NR	30,000							
NR	NR	67,793							
NR	NR	20,000							
NR	NR	50,000							
NR	NR	100,000	45,360	80,141	50,592	30,000	14,000		62,766
NR	NR					35,000	31,308		23,692
NR	NR	61							
NR	NR	49,939							
NR	NR	8,000							
NR	NR	25,000							
NR	NR	100,000	2,269	175,000	6,484	45,516	50,000		10,000
NR	95	20,000	15,000	50,000	727,836	50,000	100,000		135,000
NR	95								50,000
NR	95								
NR	95								
NR	87								
NR	85								
NR	NR								
NR	NR								
NR	NR								
NR	87								
NR	87								
NR	NR								
NR	NR								
NR	NR								
NR	NR								
NR	NR								
NR	NR								
NR	NR								
NR	NR								
NR	NR								
NR	300								
NR	9								
NR	95								
NR	NR								

Total Contracts

5415182100 LAND STEWARDSHIP SECTION

Qty	Item	Name	Fund	FuncArea	FPrgr	Grant	Amount
52.00		Total 530301 - Cont Serv - Terrestrial Spraying					\$3,160,722
1.00	30986	Allapattah Rest - Canal Maintenance	202000	AA11	NR	NR	10,000
1.00	24677	Canal & Culvert Maint - C139 (Non-Proj)	204000	AA11	NR	NR	50,000
1.00	27260	Canal & Culvert Maint - Southern CREW	213000	AA11	NR	87	8,021
1.00	21712	Canal & Culvert Maint - Southern CREW	213000	AA11	NR	87	91,979
1.00	16093	Canal BMP Maint- C23/C24	222000	AA11	NR	95	30,000
1.00	15294	Canal Maint.-Allapattah (Grant 95)	222000	AA11	NR	95	40,000
1.00	15794	Canal Maint.-Trail Ridge	202000	AA11	NR	NR	3,600
1.00	24672	Canal Maintenance - Culvert Replacement	204001	AA11	NR	NR	40,943
1.00	23962	Canal Maintenance - Culvert Replacement	204001	AA11	NR	NR	9,057
1.00	22780	Lake Belt L-30 Structure Maintenance	219000	AA11	NR	NR	45,000
1.00	16059	Recreation - Southern CREW Access Site	213000	AA03	NR	87	20,000
1.00	16072	Recreation - Trail Heads Upper Lakes	202000	AA03	NR	NR	10,600
1.00	13260	Recreation East Coast Facilities O&M	202000	AA03	NR	NR	50,000
1.00	13261	Recreation KR Maintenance	202000	AA03	NR	NR	35,000
1.00	16206	Recreation Parking Areas	204000	AA03	NR	NR	10,000
1.00	24665	Recreation-CREW Trail Maint (Lee County)	202000	AA03	NR	NR	9,000
16.00		Total 530600 - Cont Serv - Maintenance and Repairs					\$463,200
1.00	13327	Equipment Repair - DuPuis (non-fleet)	202000	AA11	NR	NR	13,500
1.00	13257	Equipment Repair - Homestead	202000	AA11	NR	NR	5,000
1.00	13258	Equipment Repair - Kissimmee	202000	AA11	NR	NR	10,000
1.00	13493	Equipment Repair - Upper Lakes	202000	AA11	NR	NR	5,000
1.00	15548	Equipment Repair- CREW (Grant 87)	213000	AA11	NR	87	10,000
1.00	15208	Equipment Repair-Crew	203000	AA11	NR	NR	10,000
6.00		Total 530611 - Cont Serv - Maint and Repairs Equipment					\$53,500
1.00	15451	Aerial Burn	204000	AA01	NR	NR	28,000
1.00	18256	FDACS - Prescribed Burn (Grant 8004)	214001	AA01	NR		200,000
		Total Contracts					

5415182100 LAND STEWARDSHIP SECTION

Qty	Item	Name	Fund	FuncArea	FPrgr	Grant	Amount
2.00		Total 530700 - Cont Serv - Equipment Rentals					\$228,000
1.00	31209	C-44 Reservoir - Rec & Facilities Mainte	202000	P107	100548	NR	15,000
1.00	31210	C-44 STA - Recreation & Facilities Maint	202000	P107	100548	NR	5,000
1.00	14188	Fencing-Upper Lakes	202000	AA11		NR	48,500
1.00	13263	Janitorial / Bldg Maint -- CREW	202000	AA11		NR	15,000
1.00	13264	Janitorial / Bldg Maint -- DuPuis & Alla	202000	AA11		NR	34,500
1.00	31211	Lake Hicpochee - Rec & Facility Maint	202000	AA03		NR	5,000
1.00	31214	Lakeside Ranch N - Rec & Facility Maint	202000	AA03		NR	12,500
1.00	15583	Nubbin Slough - Rec & Facility Maint	202000	AA03		NR	9,000
1.00	31195	RS A1 FEB - Recreation & Facility Maint	217000	BB72		NR	12,500
1.00	31192	RS L-8 Reservoir - Rec & Facility Maint	217000	BB72		NR	5,000
1.00	31190	RS STA 1W1 - Recreation Facility Maint	217000	BB72		NR	5,000
1.00	13657	Recreation STA Facil & Grnds Maintenance	202000	AA03		NR	45,000
1.00	27142	Recreation Site 1 Facilitiy Development	213000	AA03		NR	8,000
1.00	27143	Recreation Site 1 Maintenance	213000	AA03		NR	17,000
14.00		Total 531100 - Cont Serv - General Maintenance					\$237,000
1.00	31228	8.5 SMA Mod - FWC Law Enforcement	202002	AA03		NR	3003
1.00	31230	C-44 Reservoir - FWC Law Enforcement Sup	202000	P107	100548	NR	12,000
1.00	31231	C-44 STA - FWC Law Enforcement Support	202000	P107	100548	NR	13,000
1.00	15573	FWC Law Enforce-C-9 & C-11 IMP(Grant 85)	213000	AA03		NR	85
1.00	15572	FWC Law Enforce-Critical CREW (Grant 87)	213000	AA03		NR	87
1.00	15770	FWC Law Enforce-Grassy Isle (Grant 87)	213000	AA03		NR	87
1.00	15575	FWC Law Enforce-Grassy Isle (Grant 87)	213000	AA03		NR	87
1.00	27146	FWC Law Enforce-Lake Marion Creek	204001	AA03		NR	NR
1.00	27144	FWC Law Enforce-Lake Marion Creek	204001	AA03		NR	NR
1.00	16092	FWC Law Enforcement - Allapattah	222000	AA03		NR	95
1.00	15561	FWC Law Enforcement - Lox Bank	211016	AA03		NR	NR
1.00	15562	FWC Law Enforcement - Pennsuco	211021	AA03		NR	NR
1.00	27145	FWC Law Enforcement - Reedy Creek	204001	AA03		NR	NR
1.00	13289	FWC Law Enforcement - STA Security	202000	AA03		NR	NR
1.00	15585	FWC Law Enforcement - Southern Glades	202000	AA03		NR	NR
1.00	15206	FWC Law Enforcement-Crew	203000	AA03		NR	NR
1.00	15795	FWC Law Enforcement-Lox River	202000	AA03		NR	NR

5415182100 LAND STEWARDSHIP SECTION

Qty	Item	Name	Fund	FuncArea	FPrgr	Grant	Amount
1.00	15584	FWC Law Enforcement-Model Lands Matching	20200	AA03	NR	NR	15,000
1.00	15560	FWC Law Enforcement-Shingle Creek	0	AA03	NR	NR	30,000
1.00	31232	Lake Hicpochee - FWC Law Enforcement	21102	AA03	NR	NR	13,000
1.00	31233	Lakeside Ranch N - FWC Law Enforcement	5	AA03	NR	NR	13,000
1.00	24702	Martin County SO Law Enforcement Dupuis	20200	AA03	NR	NR	7,000
1.00	15533	Miami Dade - Model Lands Reimbursement	0	AA03	NR	NR	15,000
1.00	31226	RS A1 FEB - FWC Law Enforcement Support	22500	BB72	NR	NR	13,000
1.00	31225	RS L-8 Reservoir - FWC Law Enforcement	0	BB72	NR	NR	6,000
1.00	31224	RS STA 1W2 - FWC Law Enforcement Support	20400	BB72	NR	NR	3,000
1.00	13354	Security Services C-23 North ROW	0	AA03	NR	NR	4,000
			21700				
			0				
			21700				
			0				
			21700				
			0				
			21700				
			0				
			20200				
			0				
28.00	Total	531102 - Cont Serv - Security Services					\$495,800
1.00	31238	8.5 SMA Mod - Solid Waste Removal	202002	AA11	NR	3003	10,000
1.00	15048	Dumpster/Waste Disposal Service	202000	AA11	NR	NR	12,500
1.00	15550	Solid Waste Removal Site 1 (Grant 85)	213000	AA11	NR	85	15,000
1.00	20901	Solid Waste-Critical CREW/C43 (Grant 87)	213000	AA11	NR	87	5,000
1.00	13658	Solid Waste/Demolition-All Region	202000	AA11	NR	NR	44,300
5.00	Total	531103 - Cont Serv - Waste Disposal Services					\$86,800
	Total	Contracts					\$6,655,174



5415182100 LAND STEWARDSHIP SECTION

Qty	Item	Name	Fund	FuncArea	FPrgr	Grant	Amount
1.00	15566	Chemicals - CREW	21100	AA02	NR	NR	1,000
1.00	15565	Chemicals - Shingle Creek	4	AA02	NR	NR	3,000
1.00	14206	Chemicals-Dupuis	21102	AA02	NR	NR	10,000
			5				
			22500				
			0				
3.00	Total	540010 - Oper Expense - Inventory Chemicals					\$14,000
1.00	30721	Bird Rookery Culvert Replacement	203000	AA11	NR	NR	50,000
1.00	13340	Fencing Parts - Kiss/Okee	202000	AA11	NR	NR	15,000
1.00	24666	Fencing Materials - Upper Lakes	202000	AA11	NR	NR	10,000
1.00	16074	Road & Const Material - DuPuis & Allapat	225000	AA11	NR	NR	5,000
1.00	15567	Road & Const Materials - Beltway Mit	211025	AA11	NR	NR	7,000
1.00	24676	Road & Const Materials - C139 (Non-Proj)	204000	AA11	NR	NR	10,000
1.00	15568	Road & Const Materials - CREW	211004	AA11	NR	NR	6,000
1.00	14213	Road & Const Materials- Everglades	202000	AA11	NR	NR	5,000
1.00	16202	Road & Const Materials- Rolling Meadows	211023	AA11	NR	NR	5,000
1.00	14207	Road & Const Materials-Lumber Kiss/Okee	202000	AA11	NR	NR	5,000
1.00	14208	Road & Const Materials-Upper Lakes	202000	AA11	NR	NR	7,200
11.00	Total	541300 - Oper Expense - Construction Materials					\$125,200
1.00	23961	Prescribe Burn Equip & Supp - All Region	202000	AA01	NR	NR	12,500
1.00	14215	Safety Equipment-All Regions	202000	AA01	NR	NR	3,600
1.00	15569	Small Tools & Equip-Shingle Creek	211025	AA11	NR	NR	5,000
1.00	14216	Small Tools & Equipment-All Regions	202000	AA11	NR	NR	9,000
4.00	Total	541400 - Oper Expense - Tools/Equipment/PPE					\$30,100
1.00	1.00			Signa		t	i
1.00	1.00			ge		y	e
1.00			15296	14218 D		S	s
1.00			Bound	u		u	13337
1.00			ary &	p		P	Equip,
1.00			Entran	u		P	Parts
1.00			ce	i		l	&

Supplies -  
All Regions

22712	Habitat	204000	AA03	NR	NR	7,
	at	202000	AA11	NR	NR	0
	Restoration	202000	AA11	NR	NR	0
	Reformation	204001	AA05	NR	NR	1,
	estation	204000	AA03	NR	NR	8
	on	225000	AA03	NR	NR	0
13259	Recreation					0
	Trailhead & Campground					36,
	Maint					44
	.					8
16055	Recreation-Trailhead Facilities					33,
	Upper La					20
						0
						28,
						75
						0
						11,
						00
						0

5415182100 LAND STEWARDSHIP SECTION

Qty	Item	Name	Fund	FuncArea	FPrgr	Grant	Amount
1.00	16075	Volunteer Program Supplies	22500	AA03	NR	NR	3,000
			0				
7.00		Total 541500 - Oper Expense - Parts and Supplies					\$121,198
1.00	15733	Office Supplies - all regions	202000	AZ00	NR	NR	1,804
1.00		Total 541510 - Oper Expense - Parts,Supp - Office					\$1,804
1.00	15570	Equipment Rental - CREW	211004	AA11	NR	NR	15,000
1.00	13293	Equipment Rental - DuPuis & Allapattah	202000	AA11	NR	NR	5,000
1.00	14221	Equipment Rental-Upper Lakes	202000	AA11	NR	NR	10,000
3.00		Total 541600 - Oper Expense - Rent/Lease Equipment					\$30,000
1.00	14235	CSX Transportation DOT628048R	204000	AZ00	NR	NR	929
1.00	13247	Permits and Fees	204000	AZ00	NR	NR	4,016
2.00		Total 543301 - Oper Expense - Permits & Fees					\$4,945
1.00	15579	Electric-Echerd Youth	202000	AA11	NR	NR	4,200
1.00	13662	Electrical Services - All Regions	202000	AA11	NR	NR	30,000
2.00		Total 543701 - Oper Expense - Electrical Service					\$34,200
		Total Operating Expenses					\$361,447
		Total LAND STEWARDSHIP SECTION					\$9,949,397

5511184000 SCADA SECTION

Qty	Item	Name	Fund	FuncArea	FPrgr	Grant	Amount
2.00	Total	510100 - Salaries and Wages - Regular					\$158,621
3.00	Total	511100 - Salaries and Wages - Overtime					\$60,000
5.00	Total	520900 - Fringe Benefits - FICA Taxes Employer Share					\$16,725
5.00	Total	521010 - Fringe Benefits - FRS Retirement Contrib					\$26,039
2.00	Total	521110 - Fringe Benefits - Medical Insurance					\$32,770
2.00	Total	521120 - Fringe Benefits - Dental Insurance					\$2,440
2.00	Total	521130 - Fringe Benefits - Vision Insurance					\$274
2.00	Total	521140 - Fringe Benefits - Accidental Death Dismemberment					\$30
2.00	Total	521150 - Fringe Benefits - Long-Term Disability					\$400
2.00	Total	521160 - Fringe Benefits - Life Insurance					\$509
	Total	Personal Services					\$297,808
	Total	SCADA SECTION					\$297,808

5511184500 SCADA DESIGN/INSTALLATION

Qty	Item	Name	Fund	FuncArea	FPrgr	Grant	Amount
9.00	Total	510100 - Salaries and Wages - Regular					\$595,567
9.00	Total	520900 - Fringe Benefits - FICA Taxes Employer Share					\$45,564
9.00	Total	521010 - Fringe Benefits - FRS Retirement Contrib					\$75,215
9.00	Total	521110 - Fringe Benefits - Medical Insurance					\$147,476
9.00	Total	521120 - Fringe Benefits - Dental Insurance					\$10,980
9.00	Total	521130 - Fringe Benefits - Vision Insurance					\$1,238
9.00	Total	521140 - Fringe Benefits - Accidental Death Dismemberment					\$136
9.00	Total	521150 - Fringe Benefits - Long-Term Disability					\$1,800
9.00	Total	521160 - Fringe Benefits - Life Insurance					\$2,269
	Total	Personal Services					\$880,245
	Total	SCADA DESIGN/INSTALLATION					\$880,245

5511184600 SCADA MAINTENANCE

Qty	Item	Name	Fund	FuncArea	FPrgr	Grant	Amount
26.00	Total	510100 - Salaries and Wages - Regular					\$1,400,964
26.00	Total	520900 - Fringe Benefits - FICA Taxes Employer Share					\$107,174
26.00	Total	521010 - Fringe Benefits - FRS Retirement Contrib					\$183,015
26.00	Total	521110 - Fringe Benefits - Medical Insurance					\$426,016
26.00	Total	521120 - Fringe Benefits - Dental Insurance					\$31,720
26.00	Total	521130 - Fringe Benefits - Vision Insurance					\$3,566
26.00	Total	521140 - Fringe Benefits - Accidental Death Dismemberment					\$378
26.00	Total	521150 - Fringe Benefits - Long-Term Disability					\$5,200
26.00	Total	521160 - Fringe Benefits - Life Insurance					\$6,345
	Total	Personal Services					\$2,164,378

5511184600 SCADA MAINTENANCE

Qty	Item	Name	Fund	FuncArea	FPrgr	Grant	Amount
1.00	12933	Cont Serv - BCB Maint/Repair	20300	CJ05	NR	NR	50,000
1.00	15117	Cont Serv - Caloosahatchee Estuary M/R	0	SB14	NR	NR	3,960
1.00	15116	Cont Serv - Caloosahatchee River M/R	10100	J150	NR	NR	12,600
1.00	15113	Cont Serv - GW Maint/Repair	0	DF01	NR	NR	43,551
1.00	15114	Cont Serv - LOOP Maint/Repair	10100	IP13	NR	NR	4,086
1.00	15618	Cont Serv - Maintenance/Repair	0	CJ05	NR	NR	90,685
1.00	12349	Cont Serv - Maintenance/Repairs	10100	CJ05	NR	NR	90,000
1.00	12707	Cont Serv - RTU Upgrades	0	CJ07	NR	NR	9,000
1.00	12350	Cont Serv - STA RTU Maint/Repair	0	BB62	NR	NR	45,193
1.00	12709	Cont Serv - Vegetation Mgmt	10100	BB62	NR	NR	9,333
1.00	30725	Southern CREW - Motorola RTU Maint (1)	0	CJ05	NR	NR	4,600
			20200				
			0				
			10100				
			0				
			21700				
			0				
			21700				
			0				
			20200				
			0				
11.00	Total	530100 - Cont Serv - External Provider					\$363,008
1.00	13435	Cont Serv - Wildlife Protection Services	101000	CJ05	NR	NR	13,500
1.00	16192	Cont Serv- Wildlife Protection Svcs	217000	BB62	NR	NR	9,000
2.00	Total	530106 - Cont Serv - Alligator Protection Services					\$22,500
1.00	16191	Cont Serv- Maint/Repairs- Veg Mgmt	202000	CJ05	NR	NR	24,811
1.00	Total	530402 - Cont Serv - Tree Management Services					\$24,811
	1.00			RTU	r	RTU	Repair
	1.00			Parts	15462	Part	15111
1.00	1.00		15052	Main	Cont	s	Cont
1.00	1.00		Cont	t/	Serv -	Mai	Serv -
			Serv -	Repai		nt/	

STA						
Maintenance						
/Repair	101000		CJ05	N	NR	29,6
						32
27221	202000		CJ05	R	NR	
LWDD Rain						19,4
Guage	217000		BB62	N	NR	18
Maintenance	214003		CJ05	R		
					8004	36,0
27162 SCA	202000		FA08	N		00
DA				R		
Well				N		8,6
Maint				R		30
for					1008	40,0
KRR					28	00
5.00	Total	530600	- Cont Serv - Maintenance and Repairs			\$133,680
	Total	Contracts				



5511184600 SCADA MAINTENANCE

Qty	Item	Name	Fund	FuncArea	FPrgr	Grant	Amount
1.00	16193	Cont Serv- Diving Service	10100	CJ05	NR	NR	10,000
1.00	16194	Cont Serv- Diving Service	0	CJ05	NR	NR	15,000
1.00	16189	Cont Serv- Maint/Repairs- Pressure Clean	10100	CJ05	NR	NR	25,000
			0				
			20200				
			0				
3.00	Total	530606 - Cont Serv - Maint & Repairs - District Works					\$50,000
1.00	16190	Cont Serv- Maint/Repairs- Vehicles	202000	CJ05	NR	NR	5,000
1.00	Total	530608 - Cont Serv - Maint & Repairs - Vehicles					\$5,000
1.00	20014	Equipment Rentals	101000	CJ05	NR	NR	5,000
1.00	Total	530700 - Cont Serv - Equipment Rentals					\$5,000
	Total	Contracts					\$603,999



	Am ount	,600						
3007		25,250						
		82,800						
NR	4	60,363						
NR	,		135,000	24,000	10,800	64,400	32,400	13,800
NR	6							4,600
NR	0			41,400	50,600	70,000	7,200	13,800
NR	0							
NR	1							
NR	8							
3008	,							
NR	4							
NR	0							
NR	0							
3008	5							
NR	9							
NR	,							
NR	8							
NR	0							
NR	0							
NR	2							
NR	1							
NR	,							
NR	6							
NR	0							
NR	0							
NR	2							
NR	1							
NR	,							
NR	6							
NR	0							
NR	0							
NR	3							
NR	6							
	,							
	0							
	0							
	0							
	4							
	,							
	6							
	0							
	0							
	3							
	2							
	,							
	2							
	0							
	0							
	4							
	1							
	,							
	4							
	0							
	0							
	4							

24.00 Total

540050 - Oper Expense - Inventory Parts and Supplies \$881,213

1.00 14351 Oper Exp - STA Tools & Equipment 217000 BB62 NR NR 1,800

1.00 15051 Oper Exp - Tools & Equipment 101000 CJ05 NR NR 9,000

1.00 15248 Oper Exp - Tools & Equipment 101000 CJ07 NR NR 7,020

3.00 Total 541400 - Oper Expense - Tools/Equipment/PPE \$17,820

Total Operating Expenses

5511184600 SCADA MAINTENANCE

Qty	Item	Name	Fund	FuncArea	FPrgr	Grant	Amount
1.00	15115	Oper Exp - LOOP Parts & Supplies	20200	IP13	NR	NR	3,014
1.00	13042	Oper Exp - Parts & Supplies	0	CJ07	NR	NR	31,235
1.00	13660	Oper Exp - Parts & Supplies	10100	CJ05	NR	NR	81,000
1.00	12347	Oper Exp - Parts & Supplies	0	CJ05	NR	NR	46,226
1.00	13341	Oper Exp - STA Parts & Supplies	20200	BB62	NR	NR	29,824
1.00	15268	Oper Exp - Sale Scrap Metal	0	CJ05	NR	NR	1,000
			10100				
			0				
			21700				
			0				
			10100				
			0				
6.00	Total	541500 - Oper Expense - Parts and Supplies					\$192,299
1.00	15689	Oper Exp - Travel Expense	101000	CJ07	NR	NR	1,422
1.00	15690	Oper Exp - Travel Expense	101000	CJ05	NR	NR	5,832
2.00	Total	542100 - Oper Expense - District Travel					\$7,254
1.00	15270	Oper Exp - Freight	101000	CJ07	NR	NR	630
1.00	15253	Oper Exp - Freight	217000	BB62	NR	NR	900
1.00	15109	Oper Exp - Freight	101000	CJ05	NR	NR	1,800
3.00	Total	543800 - Oper Expense - Freight					\$3,330
	Total	Operating Expenses					\$1,101,916
	Total	SCADA MAINTENANCE					\$3,870,293

5511184800 SCADA IMPLEMENTATION

Qty	Item	Name	Fund	FuncArea	FPrgr	Grant	Amount
6.00	Total	510100 - Salaries and Wages - Regular					\$463,757
6.00	Total	520900 - Fringe Benefits - FICA Taxes Employer Share					\$35,476
6.00	Total	521010 - Fringe Benefits - FRS Retirement Contrib					\$55,233
6.00	Total	521110 - Fringe Benefits - Medical Insurance					\$98,313
6.00	Total	521120 - Fringe Benefits - Dental Insurance					\$7,320
6.00	Total	521130 - Fringe Benefits - Vision Insurance					\$823
6.00	Total	521140 - Fringe Benefits - Accidental Death Dismemberment					\$93
6.00	Total	521150 - Fringe Benefits - Long-Term Disability					\$1,200
6.00	Total	521160 - Fringe Benefits - Life Insurance					\$1,543
	Total	Personal Services					\$663,758
	Total	SCADA IMPLEMENTATION					\$663,758

5512185100 HYDRO-DATA MANAGEMENT SECTION

Qty	Item	Name	Fund	FuncArea	FPrgr	Grant	Amount
1.00	Total	510100 - Salaries and Wages - Regular					\$111,238
1.00	Total	520900 - Fringe Benefits - FICA Taxes Employer Share					\$8,510
1.00	Total	521010 - Fringe Benefits - FRS Retirement Contrib					\$13,250
1.00	Total	521110 - Fringe Benefits - Medical Insurance					\$21,150
1.00	Total	521120 - Fringe Benefits - Dental Insurance					\$1,220
1.00	Total	521130 - Fringe Benefits - Vision Insurance					\$135
1.00	Total	521140 - Fringe Benefits - Accidental Death Dismemberment					\$15
1.00	Total	521150 - Fringe Benefits - Long-Term Disability					\$200
1.00	Total	521160 - Fringe Benefits - Life Insurance					\$255
	Total	Personal Services					\$155,973
1.00	12700	Books & Reference Materials	101000	CJ06	NR	NR	506
1.00	Total	541100 - Oper Expense - Books/Subscriptions					\$506
1.00	15730	Administrative Office Supplies	101000	CJ06	NR	NR	1,165
1.00	Total	541510 - Oper Expense - Parts,Supp - Office					\$1,165
	Total	Operating Expenses					\$1,671
	Total	HYDRO-DATA MANAGEMENT SECTION					\$157,644

5512185500 HYDRO-DATA PROCESSING UNIT

Qty	Item	Name	Fund	FuncArea	FPrgr	Grant	Amount
17.00	Total	510100 - Salaries and Wages - Regular					\$901,994
1.00	Total	511100 - Salaries and Wages - Overtime					\$47,000
17.10	Total	520900 - Fringe Benefits - FICA Taxes Employer Share					\$72,605
18.00	Total	521010 - Fringe Benefits - FRS Retirement Contrib					\$113,022
17.00	Total	521110 - Fringe Benefits - Medical Insurance					\$278,562
17.00	Total	521120 - Fringe Benefits - Dental Insurance					\$20,740
17.00	Total	521130 - Fringe Benefits - Vision Insurance					\$2,330
17.00	Total	521140 - Fringe Benefits - Accidental Death Dismemberment					\$254
17.00	Total	521150 - Fringe Benefits - Long-Term Disability					\$3,400
17.00	Total	521160 - Fringe Benefits - Life Insurance					\$4,162
	Total	Personal Services					\$1,444,069



5512185500 HYDRO-DATA PROCESSING UNIT

Qty	Item	Name	Fund	FuncArea	FPrgr	Grant	Amount
1.00	30737	C-44 STA - Staff Augmentation	20200	P107	100548	NR	130,000
1.00	17146	ORL USGS ET/Radiation Stations	0	CJ06	101247	NR	29,371
			10100				
			3				
2.00	Total	530100 - Cont Serv - External Provider					\$159,371
1.00	13640	Hydrologic Data Processing	217000	BB63	101247	NR	16,119
1.00	12701	Hydrologic Data Processing	101000	CJ06	101247	NR	80,768
1.00	13639	Hydrologic Data Processing	202000	CJ06	101247	NR	13,750
1.00	15838	Hydrologic Data Processing	202000	IP13	101247	NR	12,550
4.00	Total	530190 - Cont Serv - External Provider (OPS)					\$123,187
1.00	15100	FTL USGS GW BIG CYPRESS	101000	CJ06	101247	NR	26,278
1.00	15101	FTL USGS GW CORE NETWORK (WS)	101000	DF01	101247	NR	215,889
1.00	16140	FTL USGS GW Core Network (OMC)	101000	CJ06	101247	NR	26,954
1.00	15106	FTL USGS GW Core Network (OMC)	202000	CJ06	101247	NR	531,525
1.00	15096	FTL USGS SW Core Network	202000	CJ06	101247	NR	232,464
1.00	15105	FTL USGS SW INDIAN RIVER LAGOON	202000	JA10	101247	NR	57,198
1.00	15104	FTL USGS SW LOXAHATCHEE MFLS	101000	JB10	101247	NR	23,673
1.00	15103	FTL USGS SW ST. LUCIE ESTUARY	101000	JA50	101247	NR	35,720
1.00	15108	ORL USGS ET/Radiation Stations	101000	CJ06	101247	NR	25,100
1.00	16042	ORL USGS ET/Radiation Stations	202000	CJ06	101247	NR	35,587
1.00	15102	ORL USGS GW CORE NETWORK	101000	DF01	101247	NR	94,400
1.00	18382	ORL USGS GW Core Network	202003	CJ06	101247	NR	10,512
1.00	15107	ORL USGS SW CORE NETWORK	202000	CJ06	101247	NR	107,175
1.00	20015	ORL USGS SW CORE NETWORK	101000	CJ06	101247	NR	1,573
1.00	27622	US Geological Survey Partnership	203000	JG03	NR	NR	41,080
1.00	32044	USGS SW/GW Core Network	101000	JB10	101247	NR	639
1.00	32043	USGS SW/GW Core Network	101000	JA50	101247	NR	964
1.00	32042	USGS SW/GW Core Network	101000	DF01	101247	NR	9,015
1.00	32045	USGS SW/GW Core Network	101000	JA10	101247	NR	1,544
1.00	32041	USGS SW/GW Core Network	101000	CJ06	101247	NR	27,983
1.00	32047	USGS SW/GW Core Network WCA1&2	101000	CJ06	101247	NR	7,000

Total Contracts

5512185500 HYDRO-DATA PROCESSING UNIT

Qty	Item	Name	Fund	FuncArea	FPrgr	Grant	Amount
21.00	Total	545020 - Oper Expense - Interagency Federal Matching					\$1,512,273
	Total	Contracts					\$1,794,831
	Total	HYDRO-DATA PROCESSING UNIT					\$3,238,900

5512185700 QUALITY ASSURANCE & HYDROLOGY

Qty	Item	Name	Fund	FuncArea	FPrgr	Grant	Amount
7.00	Total	510100 - Salaries and Wages - Regular					\$568,319
7.00	Total	520900 - Fringe Benefits - FICA Taxes Employer Share					\$43,475
7.00	Total	521010 - Fringe Benefits - FRS Retirement Contrib					\$74,721
7.00	Total	521110 - Fringe Benefits - Medical Insurance					\$114,703
7.00	Total	521120 - Fringe Benefits - Dental Insurance					\$8,540
7.00	Total	521130 - Fringe Benefits - Vision Insurance					\$959
7.00	Total	521140 - Fringe Benefits - Accidental Death Dismemberment					\$112
7.00	Total	521150 - Fringe Benefits - Long-Term Disability					\$1,400
7.00	Total	521160 - Fringe Benefits - Life Insurance					\$1,799
	Total	Personal Services					\$814,028
1.00	12708	NEXRAD Data Acquisition	202000	CJ06	101247	NR	109,566
1.00	Total	530100 - Cont Serv - External Provider					\$109,566
1.00	14180	Solar Radiation and ET Data Acquisition	101000	CJ06	101247	NR	44,500
1.00	Total	545020 - Oper Expense - Interagency Federal Matching					\$44,500
	Total	Contracts					\$154,066
	Total	QUALITY ASSURANCE & HYDROLOGY					\$968,094

5512200000 STREAMGAUGING

Qty	Item	Name	Fund	FuncArea	FPrgr	Grant	Amount
6.00	Total	510100 - Salaries and Wages - Regular					\$498,700
6.00	Total	520900 - Fringe Benefits - FICA Taxes Employer Share					\$38,150
6.00	Total	521010 - Fringe Benefits - FRS Retirement Contrib					\$81,930
6.00	Total	521110 - Fringe Benefits - Medical Insurance					\$98,314
6.00	Total	521120 - Fringe Benefits - Dental Insurance					\$7,320
6.00	Total	521130 - Fringe Benefits - Vision Insurance					\$824
6.00	Total	521140 - Fringe Benefits - Accidental Death Dismemberment					\$92
6.00	Total	521150 - Fringe Benefits - Long-Term Disability					\$1,200
6.00	Total	521160 - Fringe Benefits - Life Insurance					\$1,544
	Total	Personal Services					\$728,074
1.00	13644	Development of Flow Measurement QA	202000	CJ06	101247	NR	17,000
1.00	13641	QA/QC of Streamflow Data for STA's	217000	BB63	101247	NR	26,847
1.00	14179	Tools for QC of Flow Measurement	202000	CJ06	101247	NR	17,000
3.00	Total	530100 - Cont Serv - External Provider					\$60,847
1.00	11976	ADCP Calibration and Repair	101000	CJ06		NR NR	4,500
1.00	13642	Metal Fabrication - Streamgauging Equip	217000	BE01		NR NR	1,800
1.00	14181	Sontek IQ Meter Maintenance	217000	BB63		NR NR	3,878
3.00	Total	530600 - Cont Serv - Maintenance and Repairs					\$10,178

5512200000 STREAMGAUGING

Qty	Item	Name	Fund	FuncArea	FPrgr	Grant	Amount
		Total Contracts					\$71,025
1.00	12353	Uniforms/Safety Shoes/Protective Equip	101000	CJ06	NR	NR	1,133
1.00		Total 541301 - Oper Expense - District Uniforms					\$1,133
1.00	79	Equipment Maintenance Supplies	101000	CJ06	NR	NR	8,115
1.00		Total 541500 - Oper Expense - Parts and Supplies					\$8,115
1.00	11975	Freight for Equip. Calibration & Ins.	101000	CJ06	NR	NR	1,462
1.00		Total 543800 - Oper Expense - Freight					\$1,462
		Total Operating Expenses					\$10,710
1.00	31967	RS STA 1W2 - Streamgauging Equipment	406000	BD08	NR	NR	25,000
1.00		Total 589340 - Capital Outlay - Equipment Water Measurement					\$25,000
		Total Capital - Operating					\$25,000
		Total STREAMGAUGING					\$834,809

5513142700 SURVEYING & MAP SECTION

Qty	Item	Name	Fund	FuncArea	FPrgr	Grant	Amount
13.00	Total	510100 - Salaries and Wages - Regular					\$850,653
13.00	Total	520900 - Fringe Benefits - FICA Taxes Employer Share					\$65,075
13.00	Total	521010 - Fringe Benefits - FRS Retirement Contrib					\$113,840
13.00	Total	521110 - Fringe Benefits - Medical Insurance					\$217,788
13.00	Total	521120 - Fringe Benefits - Dental Insurance					\$15,860
13.00	Total	521130 - Fringe Benefits - Vision Insurance					\$1,792
13.00	Total	521140 - Fringe Benefits - Accidental Death Dismemberment					\$204
13.00	Total	521150 - Fringe Benefits - Long-Term Disability					\$2,600
13.00	Total	521160 - Fringe Benefits - Life Insurance					\$3,277
	Total	Personal Services					\$1,271,089
1.00	12732	Survey Services (Land Mgmt/Real Estate)	202000	AZ00	NR	NR	40,000
1.00	Total	530100 - Cont Serv - External Provider					\$40,000
1.00	21700	BCB ROW Surveys (5-yr plan)	203000	CG04	NR	NR	167,000
1.00	13728	Boundary Surveys (District Veg Mgmt)	101000	CA34	NR	NR	3,509
1.00	15317	Boundary Surveys (District Veg Mgmt)	202000	CA34	NR	NR	29,000
3.00	Total	530202 - Cont Serv - Surveying Services					\$199,509
1.00	12298	Maintenance & Repair (Survey)	202000	AZ00	NR	NR	2,800
1.00	13727	Maintenance & Repair (Survey)	101000	AZ00	NR	NR	1,620

5513142700 SURVEYING & MAP SECTION

Qty	Item	Name	Fund	FuncArea	FPrgr	Grant	Amount
1.00	30976	NAVD88 - Staff Guage Maintenance	202000	CJ06	NR	NR	70,000
			0				
3.00		Total 530600 - Cont Serv - Maintenance and Repairs					\$74,420
		Total Contracts					\$313,929
1.00	15841	District Uniforms	217000	BB13	NR	NR	200
1.00	13731	District Uniforms	101000	CA34	NR	NR	600
2.00		Total 541301 - Oper Expense - District Uniforms					\$800
1.00	24681	District Uniforms	202000	AZ00	NR	NR	1,000
1.00	24682	Tools & Equipment	202000	AZ00	NR	NR	1,000
1.00	12705	Tools & Equipment	217000	BB13	NR	NR	1,800
1.00	11981	Tools & Equipment	202000	AZ00	NR	NR	5,714
1.00	11980	Tools & Equipment	202000	CZ99	NR	NR	75
1.00	15839	Tools & Equipment	101000	CZ99	NR	NR	1,702
6.00		Total 541400 - Oper Expense - Tools/Equipment/PPE					\$11,291
1.00	20020	Parts and Supplies	203000	CG04	NR	NR	2,000
1.00	20016	Parts and Supplies	101000	CZ99	NR	NR	900
1.00	20017	Parts, Supplies & Expense - Office	202000	AZ00	NR	NR	900
1.00	15649	Parts, Supplies & Expense - Office	202000	CZ99	NR	NR	361
4.00		Total 541500 - Oper Expense - Parts and Supplies					\$4,161
		Total Operating Expenses					\$16,252
		Total SURVEYING & MAP SECTION					\$1,601,270



5611187000 INFRASTRUCTURE MANAGEMENT SECTION

Qty	Item	Name	Fund	FuncArea	FPrgr	Grant	Amount
20.00	Total	510100 - Salaries and Wages - Regular					\$1,663,872
1.00	Total	511100 - Salaries and Wages - Overtime					\$3,530
21.00	Total	520900 - Fringe Benefits - FICA Taxes Employer Share					\$127,554
21.00	Total	521010 - Fringe Benefits - FRS Retirement Contrib					\$211,016
20.00	Total	521110 - Fringe Benefits - Medical Insurance					\$332,478
20.00	Total	521120 - Fringe Benefits - Dental Insurance					\$24,400
20.00	Total	521130 - Fringe Benefits - Vision Insurance					\$2,736
20.00	Total	521140 - Fringe Benefits - Accidental Death Dismemberment					\$312
20.00	Total	521150 - Fringe Benefits - Long-Term Disability					\$4,000
20.00	Total	521160 - Fringe Benefits - Life Insurance					\$5,121
	Total	Personal Services					\$2,375,019

5611187000 INFRASTRUCTURE MANAGEMENT SECTION

Qty	Item	Name	Fund	FuncArea	FPrgr	Grant	Amount
1.00	15237	ROV Maintenance Underwater Inspections	20200 0	CZ99	NR	NR	4,776
1.00	Total	530100 - Cont Serv - External Provider					\$4,776
1.00	31141	8.5 SMA Mod - Fuel Syst Inspect (S-357)	202002	CD01	NR	3003	800
1.00	31142	8.5 SMA Mod - Storage Tank M&R (S-357)	202002	CD01	NR	3003	600
1.00	31143	8.5 SMA Mod - Well Sampling (S-357)	202002	CD01	NR	3003	2,200
1.00	31147	EPA Emissions - Element Cleaning	217000	BB38	NR	NR	16,800
1.00	31146	EPA Emissions - Element Cleaning	202000	CD01	NR	NR	11,301
1.00	31145	EPA Emissions - Hydrostatic Tank Testing	202000	CD01	NR	NR	8,998
1.00	31144	EPA Emissions - Hydrostatic Tank Testing	217000	BB38	NR	NR	1,000
1.00	31149	EPA Emissions - Main Engines	217000	BB38	NR	NR	102,900
1.00	31148	EPA Emissions - Main Engines	202000	CD01	NR	NR	68,600
1.00	31154	Faka Union PS - Storage Tank Maint/Insp	101002	CD01	NR	3008	1,500
1.00	21697	Maintenance & Repair C&SF (Env)	202000	CD01	NR	NR	192,670
1.00	15272	Maintenance & Repair C&SF (Env)	101000	CD01	NR	NR	1,593
1.00	21695	Maintenance & Repair STA (Env)	217000	BB38	NR	NR	66,800
1.00	31155	Merritt PS - Storage Tank Maint/Insp	101002	CD01	NR	3008	1,500
1.00	31156	Miller PS - Storage Tank Maint/Insp	101002	CD01	NR	3008	1,500
1.00	31138	RS STA 1W2 - Storage Tank Maint/Insp	217000	BB38	NR	NR	4,800
1.00	31153	S356 - Fuel System Inspections	202002	CD01	NR	3003	1,000
1.00	31152	S356 - Storage Tank M&R	202002	CD01	NR	3003	600
1.00	31140	Ten Mile Creek - Fuel System Inspections	202000	CD01	NR	NR	1,000
1.00	31139	Ten Mile Creek - Storage Tank M&R	202000	CD01	NR	NR	600
20.00	Total	530610 - Cont Serv - Maint and Repairs Environmental					\$486,762
	Total	Contracts					\$491,538

5611187000 INFRASTRUCTURE MANAGEMENT SECTION

Qty	Item	Name	Fund	FuncArea	FPrgr	Grant	Amount
1.00	15056	Books & Reference Materials	202000	CZ99	NR	NR	90
1.00	Total	541100 - Oper Expense - Books/Subscriptions					\$90
1.00	18383	Tools and Equipment	202000	CZ99	NR	NR	1,080
1.00	Total	541400 - Oper Expense - Tools/Equipment/PPE					\$1,080
1.00	15728	Office Supplies	202000	CZ99	NR	NR	661
1.00	Total	541510 - Oper Expense - Parts,Supp - Office					\$661
1.00	1.00			357		-	B
1.00			31827	8		1	31834 C
1.00				)		1	-
1.00			5	3182		S	1
1.00			S	6 8.5		D	1
1.00			N	SMA		C	S
1.00			A	Mod		S	D
1.00			N	- FL		S	C
1.00			o	Stora		S	S
1.00			d	ge		-	S
1.00			-	Tank		C	S
1.00			C	Fee		o	-
1.00			o	S-357		u	C
1.00			u	3182		n	o
1.00			n	5 8.5		t	u
1.00			t	SMA		y	n
1.00			y	Mod		A	t
1.00			A	-		i	y
1.00			i	Gene		r	A
1.00			r	ral		P	i
1.00			P	Air		e	r
1.00			e	Perm		r	P
1.00			r	it		m	e
1.00			r	S-357		i	r
1.00			i	31848	C	t	m
1.00			t	(		S	i
1.00			(	-		3	t
1.00			S	1	31838	3	S
1.00			-	1		2	

332C	Syst Inspect S-331					
31830 C-111 SD CSSS -	31828 C-111 SD CSSS - General Air S-332D	202002	CD01	NR	3003	914
Count y Air Permi t S332 D	31850 C-111 SD CSSS - Storage Tank M&R S-331	202002	CD01	NR	3003	49
	31840 C-111 SD CSSS - Storage Tank M&R S-332B	202002	CD01	NR	3003	100
	31836 C-111 SD CSSS - Storage Tank M&R S-332C	202002	CD01	NR	3002	258
	31832 C-111 SD CSSS - Storage Tank M&R S-332D	202002	CD01	NR	3002	457
	31861 C-111 SD Normal - County Air Permit	202002	CD01	NR	3002	457
		202002	CD01	NR	3002	258
31847 C-111 SD CSSS - Florida Tank Fee S-331		202002	CD01	NR	3002	25
		202002	CD01	NR	3002	25
		202002	CD01	NR	3002	25
31837 C-111 SD CSSS - Florida Tank Fee S-332B		202002	CD01	NR	3002	25
		202002	CD01	NR	3002	500
		202002	CD01	NR	3002	500
31833 C-111 SD CSSS - Florida Tank Fee S-332C		202002	CD01	NR	3002	500
		202002	CD01	NR	3002	50
		202002	CD01	NR	3002	300
31829 C-111 SD CSSS - Florida Tank Fee S-332D		202002	CD01	NR	3002	300
		202002	CD01	NR	3002	300
		202002	CD01	NR	3002	300
31839 C-111 SD CSSS - Fuel Syst Inspe c S-332 B		202002	CD01	NR	3002	457
31835 C-111 SD CSSS - Fuel Syst Inspe c S-332 C						
31831 C-111 SD CSSS - Fuel Syst Inspe c S-332 D						
31849 C-111 SD CSSS - Fuel						

5611187000 INFRASTRUCTURE MANAGEMENT SECTION

Qty	Item	Name	Fund	217000	FP	Grant	
				217000	nc	CD	
				217000	Ar	01	NR
1.00	31857	C-111 SD Normal - County Air Permit	20200	202002	ea	CD	NR
1.00	31844	C-111 SD Normal - County Air Permit	2	202002		01	NR
1.00	31860	C-111 SD Normal - Florida Tank Fee	20200	202000	C	CD	NR
1.00	31856	C-111 SD Normal - Florida Tank Fee	2		D	01	NR
1.00	31843	C-111 SD Normal - Florida Tank Fee	20200		0	CD	NR
1.00	31841	C-111 SD Normal - Fuel Syst Inspec	2		1	01	NR
1.00	31858	C-111 SD Normal - Fuel Syst Inspec	20200		C	CD	NR
1.00	31845	C-111 SD Normal - Fuel Syst Inspec	2		D	01	NR
1.00	31855	C-111 SD Normal - General Air	20200		0	CD	NR
1.00	31842	C-111 SD Normal - Storage Tank M&R	2		1	01	NR
1.00	31859	C-111 SD Normal - Storage Tank M&R	20200		C	CD	NR
1.00	31846	C-111 SD Normal - Storage Tank M&R	2		D	01	NR
1.00	31852	C-111 SD Normal-County Air Permit S-331	20200		0	CD	NR
1.00	31851	C-111 SD Normal-Florida Tank Fee S-331	2		1	01	NR
1.00	31853	C-111 SD Normal-Fuel Syst Inspect S-331	20200		0	BB	NR
1.00	31854	C-111 SD Normal-Storage Tank M&R S-331	2		1	38	NR
1.00	31865	Faka Union PS - Storage Tank Fees	20200		C	BB	NR
1.00	31866	Merritt PS - Storage Tank Fees	2		D	38	NR
1.00	31867	Miller PS - Storage Tank Fees	20200		0	BB	NR
1.00	27601	Permit Fees C&SF	2		1	38	NR
1.00	27602	Permit Fees STA	20200		C	BB	NR
1.00	31824	RS C-139 FEB - Storage Tank & Air Fees	2		D	38	NR
1.00	31821	RS STA 1W2 - Storage Tank & Air Fees	20200		0	CD	NR
1.00	31863	S356 - County Air Permit	2		1	01	NR
1.00	31864	S356 - FL Storage Tank Fee	20200		0	CD	NR
1.00	31822	Ten Mile Creek - FL Storage Tank Fee	2		1	01	NR
			20200		0		
			2		1		
			10100		C		
			2		D		
			10100		0		
			2		1		
			10100		C		
			2		D		
			20200		0		
			0		1		
			21700		C		
			0		D		
					0		

		13,008
	Am	14,657
3001	ount	2,575
3002		600
3002		914
3001		50
3002		50
3002		
3001		
3002		
3001		
3002		
3001		
3002		
3000		
3000		
3000		
3000		
3000		
3008		
3008		
3008		
NR		
NR		
NR		
NR		
3003		
3003		
NR		

47.00	Total		
	Total		
	543301 - Oper Expense - Permits & Fees		\$43,153
	Operating Expenses		\$44,984
	Total	INFRASTRUCTURE MANAGEMENT SECTION	\$2,911,541

5613220000 ENGINEERING & CONSTRUCTION BUREAU

Qty	Item	Name	Fund	FuncArea	FPrgr	Grant	Amount
1.00	Total	510100 - Salaries and Wages - Regular					\$122,970
1.00	Total	520900 - Fringe Benefits - FICA Taxes Employer Share					\$9,407
1.00	Total	521010 - Fringe Benefits - FRS Retirement Contrib					\$14,646
1.00	Total	521110 - Fringe Benefits - Medical Insurance					\$21,150
1.00	Total	521120 - Fringe Benefits - Dental Insurance					\$1,220
1.00	Total	521130 - Fringe Benefits - Vision Insurance					\$137
1.00	Total	521140 - Fringe Benefits - Accidental Death Dismemberment					\$16
1.00	Total	521150 - Fringe Benefits - Long-Term Disability					\$200
1.00	Total	521160 - Fringe Benefits - Life Insurance					\$257
	Total	Personal Services					\$170,003
1.00	15202	ProjNet Annual User Fee (Dr. Checks)	101000	CZ99	NR	NR	8,495
1.00	15199	ProjNet Annual User Fee (Dr. Checks)	202000	CZ99	NR	NR	30,938
1.00	13650	RS Means Cost Engineering Subscription	202000	CZ99	NR	NR	4,700
3.00	Total	541100 - Oper Expense - Books/Subscriptions					\$44,133
1.00	15745	Office Supplies	202000	CZ99	NR	NR	3,022
1.00	15644	Parts & Supplies Office-Ops Eng & Const	101000	CZ99	NR	NR	1,536
2.00	Total	541510 - Oper Expense - Parts,Supp - Office					\$4,558
1.00	15200	Design Reference Materials	202000	CZ99	NR	NR	3,690



5613220000 ENGINEERING & CONSTRUCTION BUREAU

Qty	Item	Name	Fund	FuncArea	FPrgr	Grant	Amount
1.00	15203	Design Reference Materials	10100	CZ99	NR	NR	3,996
1.00	13813	Safety glasses and boots	0	CZ99	NR	NR	750
			20200				
			0				
3.00	Total	541900 - Oper Expense - Other					\$8,436
1.00	11984	Memberships, Dues/Fees	101000	CJ06	NR	NR	3,991
1.00	Total	542310 - Oper Expense - Memberships, Dues and Fees					\$3,991
1.00	14006	Construction Dept Licenses	101000	CZ99	NR	NR	450
1.00	15201	Construction Dept Licenses	202000	CZ99	NR	NR	568
1.00	12606	O&M Profess. Licenses (Ops Eng & Const)	101000	CZ99	NR	NR	15,838
3.00	Total	542400 - Oper Expense - Professional Licenses					\$16,856
	Total	Operating Expenses					\$77,974
	Total	ENGINEERING & CONSTRUCTION BUREAU					\$247,977

5613222000 ENGINEERING & CONSTRUCTION SECTION

Qty	Item	Name	Fund	FuncArea	FPrgr	Grant	Amount
60.00	Total	510100 - Salaries and Wages - Regular					\$5,240,373
60.00	Total	520900 - Fringe Benefits - FICA Taxes Employer Share					\$400,894
60.00	Total	521010 - Fringe Benefits - FRS Retirement Contrib					\$651,598
60.00	Total	521110 - Fringe Benefits - Medical Insurance					\$997,441
60.00	Total	521120 - Fringe Benefits - Dental Insurance					\$73,200
60.00	Total	521130 - Fringe Benefits - Vision Insurance					\$8,209
60.00	Total	521140 - Fringe Benefits - Accidental Death Dismemberment					\$942
60.00	Total	521150 - Fringe Benefits - Long-Term Disability					\$12,000
60.00	Total	521160 - Fringe Benefits - Life Insurance					\$15,314
	Total	Personal Services					\$7,399,971

5613222000 ENGINEERING & CONSTRUCTION SECTION

Qty	Item	Name	Fund	FuncArea	FPrgr	Grant	Amount
1.00	24202	SCADA Stilling Well/Platform Rep C&SF	10100	CJ05	101101	NR	500,000
1.00	19995	SCADA Stilling Well/Platform Rep STA	3	BB62	101100	NR	600,000
1.00	30681	Tower Repair Program	21700	CA01	100974	NR	100,000
1.00	27089	WPB FS Maintenance Systems Replacements	3	CA05	101095	NR	150,003
			20200				
			0				
			10100				
			3				
4.00	Total	530100 - Cont Serv - External Provider					\$1,350,003
1.00	30722	BCB Canal Improvements	203000	CA07	NR	NR	375,000
1.00	15891	C-139 Annex Restoration	219000	AA05	100835	109	164,591
1.00	24226	C-139 Annex Restoration	219000	AA05	100835	109	3,800,000
1.00	27647	C-25 Canal Bank Repairs (Hurricane Irma)	202000	CA07	101172	NR	3,376,466
1.00	16037	Dredge & Bank Stabilization	202000	CA07	101047	NR	400,000
1.00	19260	Fall Protection Improvements	202000	CA04	100788	NR	150,000
1.00	27121	Generator Replacement Program	101003	CA04	100789	NR	150,000
1.00	30683	LD1 Bank Stabilization	202000	CA07	101306	NR	2,575,000
1.00	17142	R/B 2016 SA Corbett Levee	205000	CA70	100834	NR	500,000
1.00	26027	SCADA Additions and Replacements	203000	CJ05	101101	NR	600,000
1.00	30058	STA G-335 Trash Rake Replacement	217003	BB02	101029	NR	808,650
1.00	24656	STA Pump Overhaul G-310/G-335	217003	BB02	101279	NR	750,000
1.00	30046	Structure Inspection Program	203000	CA24	101324	NR	250,000
13.00	Total	530600 - Cont Serv - Maintenance and Repairs					\$13,899,707
1.00	30057	FY23 Inspection Programs C&SF	202003	CA24	101324	NR	1,200,000
1.00	15530	FY23 Inspection Programs STA	217003	BB08	101323	NR	600,000
2.00	Total	530900 - Cont Serv - Professional					\$1,800,000
	Total	Contracts					\$17,049,710

5613222000 ENGINEERING & CONSTRUCTION SECTION

Qty	Item	Name	Fund	FuncArea	FPrgr	Grant	Amount
1.00	15528	FY23 PC Culvert In-Kind Replacements	20200	CF01	101159	NR	200,000
			0				
1.00		Total 541300 - Oper Expense - Construction Materials					\$200,000
1.00	15531	FY23 Gate Overhaul Program C&SF	202000	CF03	101312	NR	550,000
1.00	15532	FY23 Gate Overhaul Program STA	217003	BB46	101312	NR	125,000
2.00		Total 541500 - Oper Expense - Parts and Supplies					\$675,000
1.00	15461	FY23 Engine/Pump Overhaul Program (C&SF)	202000	CA02	101322	NR	950,000
1.00	15801	FY23 Engine/Pump Overhaul Program (STA)	217003	BB02	101322	NR	600,000
2.00		Total 541512 - Oper Expense - Parts and Supplies Water Control Structure					\$1,550,000
		Total Operating Expenses					\$2,425,000
1.00	30042	2022 SA1647 Loxahatchee River Rest Proj	425000	P117	100278	NR	10,000,000
1.00	32016	2022 SA1648 NEEPP Brady Ranch FEB	425000	I521	101197	NR	10,000,000
1.00	32015	2022 SA1648 NEEPP Grassy Island FEB	425000	I516	101239	NR	7,000,000
3.00		Total 580720 - Capital Outlay - AUC Design/Engineering Contracts					\$27,000,000
1.00	15591	C-139 Annex Restoration	419000	AA05	100835	110	10,200,000
1.00		Total 580740 - Capital Outlay - AUC Site Preparation					\$10,200,000
1.00	21024	Microwave Backbone Radio Upgrades	402003	CA01	101153	NR	1,561,985
		Total Capital - Operating					

5613222000 ENGINEERING & CONSTRUCTION SECTION

Qty	Item	Name	Fund	FuncArea	FPrgr	Grant	Amount
1.00	Total	589720 - Capital Outlay - Proj Systems Equip Purchases					\$1,561,985
	Total	Capital - Operating					\$38,761,985

5613222000 ENGINEERING & CONSTRUCTION SECTION

Qty	Item	Name	Fund	FuncArea	FPrgr	Grant	Amount
1.00	32010	2022 SA1647 CERP - Clewiston FS	42500	PH99	101171	NR	2,000,000
1.00	32012	2022 SA1647 CERP - Okeechobee FS	0	PH99	101087	NR	9,300,000
1.00	17155	BCB Communication System Improvements	42500	CA01	101074	NR	2,000,000
1.00	15886	Homestead FS Buildings Replacement	0	CA05	100576	NR	539,401
1.00	27642	North Shore PS Facilities Refurbishment	40300	CA02	101311	NR	243,359
			0				
			40200				
			3				
			40200				
			0				
5.00	Total	580100 - Capital Outlay - Buildings					\$14,082,760
1.00	27267	C-111 SD S-332B Replacement	402004	CA80	101288	NR	8,354,499
1.00	32003	2017 SA1594A Lake Hicpochee Ph 2	425000	J151	100771	2030	4,296
1.00	23975	2022 SA 1647 RS G-341 Conveyance Impv	425000	B199	100802	NR	8,000,000
1.00	27166	2022 SA1647 C-43 W Basin Storage Reser	425000	P104	100088	NR	27,188,141
1.00	20925	2022 SA1647 CEPP N L-4 Levee Degrade-PS	406010	P151	101307	NR	2,000,000
1.00	27167	2022 SA1647 CEPP N L-5 Canal Imprvmnts	406010	P151	101308	NR	2,220,477
1.00	30073	2022 SA1647 CEPP N L-6 Diversion	406010	P151	101260	NR	1,257,561
1.00	30072	2022 SA1647 CEPP N Miami Canal Backfill	406010	P151	101331	NR	1,221,962
1.00	30074	2022 SA1647 CEPP N S-8 Modifications	406010	P151	101261	NR	1,200,000
1.00	30078	2022 SA1647 CEPP NW NNR & MC Improv	425000	P151	101020	NR	5,000,000
1.00	30077	2022 SA1647 CEPP NW NNR & MC Improv	406010	P151	101020	NR	30,100,000
1.00	30075	2022 SA1647 CEPP NW Seepage Barrier Wall	406010	P151	101313	NR	26,000,000
1.00	27171	2022 SA1647 CERP BBCW Cutler Wetlands	425000	P128	100561	NR	16,000,000
1.00	27170	2022 SA1647 CERP IRL S C-25 Reservoir	425000	P107	101314	NR	12,246,983
1.00	30044	2022 SA1647 CERP IRL S C-25 STA	425000	P107	101314	NR	5,000,000
1.00	27168	2022 SA1647 CERP IRL S C44/C23 Inter	425000	P107	101184	NR	11,000,000
1.00	32007	2022 SA1647 EAA STA	425000	P151	101021	NR	58,993,065
1.00	30081	2022 SA1647 RS C-139 FEB	425000	B199	100867	NR	10,000,000
1.00	27172	2022 SA1647 RS STA1W #2	425000	B199	100864	NR	23,500,000
1.00	30045	2022 SA1647 S-332B PS Replacement	425000	PK03	101288	NR	11,876,213
1.00	27176	2022 SA1648 NEEPP Boma FEB	425000	J151	101154	NR	13,590,628
1.00	32017	2022 SA1648 NEEPP C-23/C-24 Interim Stor	425000	IS04	101183	NR	2,500,000
1.00	27173	2022 SA1648 NEEPP C-43 WBSR WQ Component	425000	J151	101178	NR	7,000,000
1.00	32019	2022 SA1648 NEEPP C-43 WQTT Test Cells 2	425000	J151	101238	NR	2,500,000
1.00	27175	2022 SA1648 NEEPP Lake Hicpochee	425000	J151	100771	NR	1,000,000
1.00	32018	2022 SA1648 NEEPP TCNS 214 Dispersed ST	425000	IS04	101336	NR	4,500,000
1.00	27174	2022 Sect. 197 CERP Lk Okeechobee WRP	424001	P101	101185	NR	100,000,000

\$14,082,760

5613222000 ENGINEERING & CONSTRUCTION SECTION

Qty	Item	Name	Fund	406003	FEBrea	Grant	NR
				402003			NR
1.00	30049	CEPP EAA Project	40601	401000		1010	101309
1.00	27646	CP S2,S3,S4,S7,S8 Monitor Panel Updates	0	401003	P151	20	101258
1.00	24239	EAA: CEPP EAA STA & Comp	40200	403000	CA02	1008	NR
1.00	30682	G-370/G-372 TrashRk,FuelFarm,StructRepr	3		P151	54	
1.00	30686	G-370/G-372 TrashRk,FuelFarm,StructRepr	40601		BB02	1010	
1.00	27645	G-6A/S-6 Auxiliary Access Bridge	0		BB02	20	
1.00	27650	Gate Hoist Conversion	40600		CA02	1012	
1.00	27651	Gate Hoist Conversion	0		CA02	79	
1.00	30047	I-75 #2 Weir Replacement	40200		CA04	1012	
1.00	27648	L-8 FEB Flap Gate Retrofit	3		CA04	79	
1.00	24301	Lower Kissimmee Basin STA	40200		CA04	1011	
1.00	32002	R/B 2018 SA1581 CEPP EAA STA A-2	0		CA02	73	
1.00	27643	S-193 Navigation Lock Gate Replacement	40200		CA02	1012	
1.00	32061	S-28 FEMA BRIC Grant	0		IP50	67	
1.00	27649	S-285/S-290 SCADA Retrofit	40200		P151	1012	
1.00	16104	S-331 Comm & Cont Center Comm	3		CA04	67	
1.00	30689	S-331 Comm & Cont Center Comm	40300		CA55	N	
1.00	27644	S-6 Refurbishment Pkg. 1	0		CJ07	R	
1.00	24657	S9/S-9A Trash Rakes & Refurbishment	40200		CA01	1012	
1.00	30687	S9/S-9A Trash Rakes & Refurbishment	3		CA01	86	
1.00	30688	S9/S-9A Trash Rakes & Refurbishment	42400		CA01	1013	
1.00	30059	STA Automation Upgrades	1		CA02	27	
1.00	30685	STA Automation Upgrades	40601		CA02	1010	
1.00	30684	STA1E Cell2 OutFlw Struct-Emerg Genrator	0		CA02	21	
1.00	27083	Underground Storage Tank Replacements	40200		CA02	1012	
1.00	30048	Upper Faka Union Replacement	0		BB02	91	
			42400		BB02	N	
			2		BB04	R	
			40200		CA05	1005	
			3		CA04	88	
			40200			1010	
			0			28	
			40200			1010	
			0			28	
			40200			1011	
			3			73	
			40200			1008	
			0			84	
			40100			1008	
			3			84	
			40200			1008	
			3			84	



	A	1,661,444	1,731,898	3,232,770	1,293,696	3,619,587
	m	5,639,309	4,118,326	1,181,185	218,815	114,820
NR	ou			700,000	500,000	
NR	nt					
NR	2,5					
NR	57,					
NR	696					
NR	7,0					
NR	00,					
NR	000					
NR	403					
NR	,38					
NR	3					
2044	484					
NR	,17					
NR	1					
NR	15,					
NR	829					
NR	2,0					
NR	49,					
NR	000					
NR	18,					
NR	948					
NR	381					
NR	,05					
NR	2					
NR	350					
NR	,00					
	0					
	900					
	,00					
	0					
	31,3					
	47,					
	073					
	21,					
	962					
	1,8					
	68,					
	447					
	50,0					
	00,					
	000					

53.00	Total		
	Total	580800 - Capital Outlay - Water Control Structures	\$513,663,236
		Capital - Construction	\$527,745,996
	Total	ENGINEERING & CONSTRUCTION SECTION	\$593,382,662

6010100000 COMMUNICATION & PUBLIC ENAGAGEMENT

Qty	Item	Name	Fund	FuncArea	FPrgr	Grant	Amount
3.00	Total	510100 - Salaries and Wages - Regular					\$276,534
2.00	Total	520900 - Fringe Benefits - FICA Taxes Employer Share					\$14,074
2.00	Total	521010 - Fringe Benefits - FRS Retirement Contrib					\$48,455
2.00	Total	521110 - Fringe Benefits - Medical Insurance					\$37,535
2.00	Total	521120 - Fringe Benefits - Dental Insurance					\$2,440
2.00	Total	521130 - Fringe Benefits - Vision Insurance					\$274
2.00	Total	521140 - Fringe Benefits - Accidental Death Dismemberment					\$29
2.00	Total	521150 - Fringe Benefits - Long-Term Disability					\$400
2.00	Total	521160 - Fringe Benefits - Life Insurance					\$499
1.00	Total	529990 - Fringe Benefits - Other Personnel Benefits					\$19,847
	Total	Personal Services					\$400,087
1.00	23023	Office Supplies	101000	MR95	NR	NR	500
1.00	Total	541510 - Oper Expense - Parts,Supp - Office					\$500
1.00	23022	Business Travel	101000	MR95	NR	NR	1,500
1.00	Total	542100 - Oper Expense - District Travel					\$1,500
	Total	Operating Expenses					\$2,000

6010100000 COMMUNICATION & PUBLIC ENAGAGEMENT

Qty	Item	Name	Fund	FuncArea	FPrgr	Grant	Amount
		Total					\$402,087

6010230000 OFFICE OF CHIEF OF STAFF

Qty	Item	Name	Fund	FuncArea	FPrgr	Grant	Amount
2.00	Total	510100 - Salaries and Wages - Regular					\$198,079
2.00	Total	520900 - Fringe Benefits - FICA Taxes Employer Share					\$15,153
2.00	Total	521010 - Fringe Benefits - FRS Retirement Contrib					\$50,932
2.00	Total	521110 - Fringe Benefits - Medical Insurance					\$37,535
2.00	Total	521120 - Fringe Benefits - Dental Insurance					\$2,440
2.00	Total	521130 - Fringe Benefits - Vision Insurance					\$274
2.00	Total	521140 - Fringe Benefits - Accidental Death Dismemberment					\$30
2.00	Total	521150 - Fringe Benefits - Long-Term Disability					\$400
2.00	Total	521160 - Fringe Benefits - Life Insurance					\$514
	Total	Personal Services					\$305,357
	Total	OFFICE OF CHIEF OF STAFF					\$305,357

6180238000 BIG CYPRESS BASIN SERVICE CENTER

Qty	Item	Name	Fund	FuncArea	FPrgr	Grant	Amount
8.00	Total	510100 - Salaries and Wages - Regular					\$683,986
7.00	Total	520900 - Fringe Benefits - FICA Taxes Employer Share					\$46,205
7.00	Total	521010 - Fringe Benefits - FRS Retirement Contrib					\$71,934
7.00	Total	521110 - Fringe Benefits - Medical Insurance					\$119,462
7.00	Total	521120 - Fringe Benefits - Dental Insurance					\$8,540
7.00	Total	521130 - Fringe Benefits - Vision Insurance					\$961
7.00	Total	521140 - Fringe Benefits - Accidental Death Dismemberment					\$105
7.00	Total	521150 - Fringe Benefits - Long-Term Disability					\$1,400
7.00	Total	521160 - Fringe Benefits - Life Insurance					\$1,781
1.00	Total	529990 - Fringe Benefits - Other Personnel Benefits					\$10,000
	Total	Personal Services					\$944,374

6180238000 BIG CYPRESS BASIN SERVICE CENTER

Qty	Item	Name	Fund	FuncArea	FPrgr	Grant	Amount
1.00	15778	Groundwater Monitoring	20300	JG03	100990	NR	68,000
1.00	15460	Surface WQ Monitoring - Collier County	0	JG03	100990	NR	76,800
			20300				
			0				
2.00	Total	530500 - Cont Serv - Government Provider					\$144,800
1.00	13663	Maintenance & Repair - Vehicles	203000	CI03		NR	100
1.00	Total	530608 - Cont Serv - Maint & Repairs - Vehicles					\$100
1.00	30063	Collier County Settlement Agreement	203000	JG03	100197	NR	84,076
1.00	15593	Collier County Settlement Agreement	203000	JG03	100197	NR	915,924
1.00	24007	Regional Partnerships Projects	203000	JG03		NR	750,000
3.00	Total	545000 - Oper Expense - Interagency Local					\$1,750,000
	Total	Contracts					\$1,894,900
1.00	13671	Maps & Blueprints	203000	JG00		NR	50
1.00	Total	541000 - Oper Expense - Maps and Blueprints					\$50
1.00	13681	Parts & Supplies - Other	203000	JG00		NR	100
1.00	Total	541500 - Oper Expense - Parts and Supplies					\$100
1.00	14324	Parts & Supplies - Photographic	203000	JG00		NR	50

1.00 Total

541507 - Oper Expense - Parts,Supp - Photographic

\$50



6180238000 BIG CYPRESS BASIN SERVICE CENTER

Qty	Item	Name	Fund	FuncArea	FPrgr	Grant	Amount
1.00	13680	Office Supplies	20300	JG00	NR	NR	1,200
			0				
1.00		Total 541510 - Oper Expense - Parts,Supp - Office					\$1,200
1.00	15631	Meeting Expenses	203000	JG00	NR	NR	210
1.00		Total 541901 - Oper Expense - Meeting Expenses					\$210
1.00	15087	Training & Conferences	203000	JG00	NR	NR	3,000
1.00		Total 542000 - Oper Expense - Conference Registrations					\$3,000
1.00	14346	District Business Travel	203000	JG00	NR	NR	2,400
1.00		Total 542100 - Oper Expense - District Travel					\$2,400
1.00	20033	Travel Training	203000	JG00	NR	NR	500
1.00		Total 542300 - Oper Expense - Travel for Training					\$500
1.00	15170	PE Licenses	203000	JG00	NR	NR	820
1.00		Total					
		T 5					
		o 4					
		t 2					
1.00	22963	Postage	543600				-
		a 4					
		l 0					
		0					
1.00							

Oper				\$820
Expense -				
Professional				
Licenses	203000	JG00	50	
	NR	NR		

Oper  
Expense -  
Postage

6180238000 BIG CYPRESS BASIN SERVICE CENTER

Qty	Item	Name	Fund	FuncArea	FPrgr	Grant	Amount
	Total	543600 - Oper Expense - Postage					\$50
	Total	Operating Expenses					\$8,380
	Total	BIG CYPRESS BASIN SERVICE CENTER					\$2,847,654

6210240000 OFFICE OF OPEN GOVERN & MEDIA RELATIONS

Qty	Item	Name	Fund	FuncArea	FPrgr	Grant	Amount
3.00	Total	510100 - Salaries and Wages - Regular					\$219,357
3.00	Total	520900 - Fringe Benefits - FICA Taxes Employer Share					\$16,781
3.00	Total	521010 - Fringe Benefits - FRS Retirement Contrib					\$26,126
3.00	Total	521110 - Fringe Benefits - Medical Insurance					\$49,155
3.00	Total	521120 - Fringe Benefits - Dental Insurance					\$3,660
3.00	Total	521130 - Fringe Benefits - Vision Insurance					\$411
3.00	Total	521140 - Fringe Benefits - Accidental Death Dismemberment					\$45
3.00	Total	521150 - Fringe Benefits - Long-Term Disability					\$600
3.00	Total	521160 - Fringe Benefits - Life Insurance					\$771
	Total	Personal Services					\$316,906
1.00	12961	Micrographics & Imaging Services	101000	MR80	NR	NR	10,000
1.00	12960	Offsite Records Storage	101000	MR80	NR	NR	40,000
2.00	Total	530100 - Cont Serv - External Provider					\$50,000
1.00	17083	POLITICO Pro	101000	MR95	NR	NR	3,100
1.00	Total	530102 - Cont Serv - Computer Software Licenses					\$3,100
	Total	Contracts					\$53,100

6210240000 OFFICE OF OPEN GOVERN & MEDIA RELATIONS

Qty	Item	Name	Fund	FuncArea	FPrG	Grant	Amount
1.00	21683	Business Travel	101000	MR95	NR	NR	2,280
1.00		Total 542100 - Oper Expense - District Travel					\$2,280
		Total Operating Expenses					\$2,280
		Total OFFICE OF OPEN GOVERN & MEDIA RELATIONS					\$372,286

6310242000 COMMUNICATION SECTION

Qty	Item	Name	Fund	FuncArea	FPrgr	Grant	Amount
7.00	Total	510100 - Salaries and Wages - Regular					\$497,182
7.00	Total	520900 - Fringe Benefits - FICA Taxes Employer Share					\$38,035
7.00	Total	521010 - Fringe Benefits - FRS Retirement Contrib					\$59,215
7.00	Total	521110 - Fringe Benefits - Medical Insurance					\$114,695
7.00	Total	521120 - Fringe Benefits - Dental Insurance					\$8,540
7.00	Total	521130 - Fringe Benefits - Vision Insurance					\$959
7.00	Total	521140 - Fringe Benefits - Accidental Death Dismemberment					\$104
7.00	Total	521150 - Fringe Benefits - Long-Term Disability					\$1,400
7.00	Total	521160 - Fringe Benefits - Life Insurance					\$1,774
	Total	Personal Services					\$721,904
1.00	14316	Video Equipment	101000	MR95	NR	NR	15,000
1.00	Total	530600 - Cont Serv - Maintenance and Repairs					\$15,000
1.00	30702	Public Engagement & Outreach Materials	101000	MR95	NR	NR	10,000
1.00	21121	Public Engagement & Outreach Materials	101000	MR95	NR	NR	4,350
2.00	Total	530810 - Cont Serv - Exter Educ., Outreach & Public Info Partnerships					\$14,350
	Total	Contracts					\$29,350

6310242000 COMMUNICATION SECTION

Qty	Item	Name	Fund	FuncArea	FPrgr	Grant	Amount
1.00	15357	Newspaper Subscriptions/Books	101000	MR95	NR	NR	1,625
			0				
1.00		Total 541100 - Oper Expense - Books/Subscriptions					\$1,625
1.00	15723	Office Supplies	101000	MR95	NR	NR	5,975
1.00		Total 541510 - Oper Expense - Parts,Supp - Office					\$5,975
1.00	15660	Business Travel	101000	MR95	NR	NR	4,500
1.00		Total 542100 - Oper Expense - District Travel					\$4,500
		Total Operating Expenses					\$12,100
		Total COMMUNICATION SECTION					\$763,354

EVERGLADES & LOCAL PROJECT COORDINATION

Qty	Item	Name	Fund	FuncArea	FPrgr	Grant	Amount
6.00	Total	510100 - Salaries and Wages - Regular					\$506,003
6.00	Total	520900 - Fringe Benefits - FICA Taxes Employer Share					\$38,714
6.00	Total	521010 - Fringe Benefits - FRS Retirement Contrib					\$67,787
6.00	Total	521110 - Fringe Benefits - Medical Insurance					\$103,083
6.00	Total	521120 - Fringe Benefits - Dental Insurance					\$7,320
6.00	Total	521130 - Fringe Benefits - Vision Insurance					\$826
6.00	Total	521140 - Fringe Benefits - Accidental Death Dismemberment					\$97
6.00	Total	521150 - Fringe Benefits - Long-Term Disability					\$1,200
6.00	Total	521160 - Fringe Benefits - Life Insurance					\$1,546
	Total	Personal Services					\$726,576
1.00	20011 C-51 Sediment Trap Survey		101000	JC01	NR	NR	7,000
1.00	Total	530100 - Cont Serv - External Provider					\$7,000
	Total	Contracts					\$7,000
	Total	EVERGLADES & LOCAL PROJECT COORDINATION					\$733,576



REGIONAL & COMMUNITY RELATIONS UNIT

Qty	Item	Name	Fund	FuncArea	FPrgr	Grant	Amount
7.00	Total	510100 - Salaries and Wages - Regular					\$590,408
7.00	Total	520900 - Fringe Benefits - FICA Taxes Employer Share					\$45,166
7.00	Total	521010 - Fringe Benefits - FRS Retirement Contrib					\$76,166
7.00	Total	521110 - Fringe Benefits - Medical Insurance					\$133,755
7.00	Total	521120 - Fringe Benefits - Dental Insurance					\$8,540
7.00	Total	521130 - Fringe Benefits - Vision Insurance					\$959
7.00	Total	521140 - Fringe Benefits - Accidental Death Dismemberment					\$105
7.00	Total	521150 - Fringe Benefits - Long-Term Disability					\$1,400
7.00	Total	521160 - Fringe Benefits - Life Insurance					\$1,800
	Total	Personal Services					\$858,299
1.00	21003	Intergovernmental & Local Community Outr	101000	MR95	NR	NR	4,700
1.00	Total	530810 - Cont Serv - Exter Educ., Outreach & Public Info Partnerships					\$4,700
1.00	13295	Legislative Cooperative Position	202000	MR96	NR	NR	27,000
1.00	Total	530900 - Cont Serv - Professional					\$27,000
1.00	16046	IRL Tag Program - Martin	212000	JA02	NR	79	25,507
1.00	16048	IRL Tag Program - Palm Beach	212000	JA02	NR	79	21,326
1.00	16047	IRL Tag Program - St. Lucie	212000	JA02	NR	79	16,167

REGIONAL & COMMUNITY RELATIONS UNIT

Qty	Item	Name	Fund	FuncArea	FPrgr	Grant	Amount
3.00		Total 545000 - Oper Expense - Interagency Local					\$63,000
		Total Contracts					\$94,700
1.00	15734	Office Supplies	10100 0	MR95	NR	NR	300
1.00		Total 541510 - Oper Expense - Parts,Supp - Office					\$300
1.00	13290	Business Travel		MR91	NR	NR	2,000
1.00	15677	Business Travel	10100 0	MR95	NR	NR	1,365
			10100 0				
2.00		Total 542100 - Oper Expense - District Travel					\$3,365
1.00	15244	Dues & Memberships		MR95	NR	NR	200
1.00		Total 542310 - Oper Expense - Memberships, Dues and Fees	10100 0				\$200
		Total Operating Expenses					\$3,865
		Total REGIONAL & COMMUNITY RELATIONS UNIT					\$956,864

OFFICE OF THE DISTRICT CLERK

Qty	Item	Name	Fund	FuncArea	FPrgr	Grant	Amount
3.00	Total	510100 - Salaries and Wages - Regular					\$229,486
3.00	Total	520900 - Fringe Benefits - FICA Taxes Employer Share					\$17,556
3.00	Total	521010 - Fringe Benefits - FRS Retirement Contrib					\$27,331
3.00	Total	521110 - Fringe Benefits - Medical Insurance					\$53,920
3.00	Total	521120 - Fringe Benefits - Dental Insurance					\$3,660
3.00	Total	521130 - Fringe Benefits - Vision Insurance					\$411
3.00	Total	521140 - Fringe Benefits - Accidental Death Dismemberment					\$45
3.00	Total	521150 - Fringe Benefits - Long-Term Disability					\$600
3.00	Total	521160 - Fringe Benefits - Life Insurance					\$766
	Total	Personal Services					\$333,775
1.00	12959	Policy and Procedures Municipal Code-MCC	101000	MR80	NR	NR	4,000
1.00	Total	530100 - Cont Serv - External Provider					\$4,000
1.00	12287	Advertising - FAW Notices	101000	MR82	NR	NR	4,000
1.00	Total	530105 - Cont Serv - Advertising Services					\$4,000
1.00	13692	Lobby Tools	101000	MR96	NR	NR	4,500
1.00	Total	-					

OFFICE OF THE DISTRICT CLERK

Qty	Item	Name	Fund	FuncArea	FPrgr	Grant	Amount
	Total	530602					- Cont Serv - Maint & Repairs - Computer Software \$4,500
	Total	Contracts					\$12,500
1.00	15719	Office Supplies	101000	MR82	NR	NR	2,477
1.00	Total	541510					- Oper Expense - Parts,Supp - Office \$2,477
1.00	12027	Meeting Expenses - GB Services	101000	MR82	NR	NR	14,000
1.00	12440	Meeting Expenses - WRAC	101000	MR83	NR	NR	2,000
2.00	Total	541901					- Oper Expense - Meeting Expenses \$16,000
1.00	13288	Business Travel - Governing Board	101000	MR82	NR	NR	33,450
1.00	Total	542100					- Oper Expense - District Travel \$33,450
1.00	12441	Dues & Memberships	101000	MR82	NR	NR	745
1.00	Total	542310					- Oper Expense - Memberships, Dues and Fees \$745
1.00	15356	Bank Card Fees	101000	MR80	NR	NR	1,900
1.00	Total	543300					- Oper Expense - Other Fees \$1,900
	Total	Operating Expenses					\$54,572
	Total	OFFICE OF THE DISTRICT CLERK					\$400,847

999999599 FEES

Qty	Item	Name	Fund	FuncArea	FPrgr	Grant	Amount
1.00	66	Tax Collector Fees - Ag Tax	21700	BZ00	NR	NR	229,000
1.00	64	Tax Collector Fees - BCB	0	MB79	NR	NR	114,297
1.00	24240	Tax Collector Fees - District	20300	MB79	NR	NR	690,541
1.00	15607	Tax Collector Fees - District	0	MB79	NR	NR	865,802
1.00	62	Tax Collector Fees - District	10100	MB79	NR	NR	605,313
1.00	65	Tax Collector Fees - Everglades	0	MB79	NR	NR	191,000
1.00	15608	Tax Collector Fees - Everglades	10100	BZ00	NR	NR	603,933
1.00	63	Tax Collector Fees - Okeechobee	0	BZ00	NR	NR	323,123
1.00	24233	Tax Collector Fees - Okeechobee	10100	MB79	NR	NR	954,877
1.00	15609	Tax Collector Fees - Okeechobee	0	MB79	NR	NR	1,142,047
			21700				
			0				
			20200				
			0				
			20200				
			0				
			20200				
			0				
10.00	Total	543100 - Oper Expense - Tax Collector's Fees					\$5,719,933
1.00	12525	Palm Beach County Agreement	217000	BZ00	NR	NR	3,200
1.00	12291	Property Appraiser Fees - Ag Tax	217000	BZ00	NR	NR	1,916
1.00	24235	Property Appraiser Fees - BCB	203000	MB79	NR	NR	110,000
1.00	69	Property Appraiser Fees - BCB	203000	MB79	NR	NR	120,703
1.00	15595	Property Appraiser Fees - District	217000	BZ00	NR	NR	72,728
1.00	15594	Property Appraiser Fees - District	101000	MB79	NR	NR	243,580
1.00	67	Property Appraiser Fees - District	101000	MB79	NR	NR	825,505
1.00	24234	Property Appraiser Fees - Everglades	217000	BZ00	NR	NR	83,586
1.00	70	Property Appraiser Fees - Everglades	217000	BZ00	NR	NR	192,577
1.00	68	Property Appraiser Fees - Okeechobee	202000	MB79	NR	NR	776,272
10.00	Total	543150 - Oper Expense - County Appraiser's Fee					\$2,430,067
	Total	Operating Expenses					\$8,150,000

Total FEES

\$8,150,000

999999699 CERP INDIRECT COSTS

Qty	Item	Name	Fund	FuncArea	FPrgr	Grant	Amount
1.00	15097	CERP - Central Service Indirect Costs	10100	PH99	NR	NR	3,332,968
1.00	15099	CERP - Central Service Indirect Costs	0	MB85	NR	NR	-3,332,968
			10100				
			0				
2.00		Total 543900 - Oper Expense - Central Services Indirect					\$
		Total Operating Expenses					\$
		Total CERP INDIRECT COSTS					\$

9999999799 DEBT SERVICE

Qty	Item	Name	Fund	FuncArea	FPrgr	Grant	Amount
1.00	18342	COPS Debt Service Principal	40100	P201	NR	NR	6,688,907
1.00	18341	COPS Debt Service Principal - EFA	0	B599	NR	NR	8,276,094
			40600				
			0				
2.00	Total	560260 - Principal - COPS #2 (Certificates of Participation)					\$14,965,001
1.00	13019	COPS Debt Service Interest	401000	P201	NR	NR	6,859,705
1.00	12487	COPS Debt Service Interest - EFA	406000	B599	NR	NR	8,349,788
1.00	31981	COPS Debt Service Interest - EFA	415000	B599	NR	NR	137,633
3.00	Total	560270 - Interest - COPS #2 (Certificates of Participation)					\$15,347,126
	Total	Debt					\$30,312,127
	Total	DEBT SERVICE					\$30,312,127



9999999899 DISTRICT RESERVES

Qty	Item	Name	Fund	FuncArea	FPrgr	Grant	Amount
1.00	15617	Big Cypress Basin Contingency Reserves	20300	CZ99	NR	NR	2,000,000
1.00	15611	District Contingency Reserves	0	CZ99	NR	NR	30,512,602
1.00	15610	District Contingency Reserves	20200	CZ99	NR	NR	15,742,735
1.00	15604	O&M Capital Contingency	0	CA04	NR	NR	10,000,000
1.00	15606	STA Contingency Reserves	10100	BB41	NR	NR	3,000,000
			0				
			20200				
			0				
			21700				
			0				
5.00	Total	590010 - Reserves - Contingency					\$61,255,337
	Total	Reserves					\$61,255,337
	Total	DISTRICT RESERVES					\$61,255,337

