




Ecosystem Restoration



Flood Protection



Water Needs



Public Engagement

# SFWMD Fiscal Year 2021-2022 First Public Budget Hearing

Tax and Budget Presentation

September 9, 2021

5:15 PM

Candida Heater

Administrative Services Division Director

# Fiscal Year 2021-2022 Tentative Millage Rates

Millage Rates	Fiscal Year 2021-2022 Rolled-Back Millage Rates	Fiscal Year 2021-2022 Tentative Millage Rates	% Change from Rolled-Back Millage Rates
District-wide	0.1061	0.1061	0.00%
Big Cypress Basin	0.1116	0.1116	0.00%
Okeechobee Basin	0.1146	0.1146	0.00%
Everglades Construction Project	0.0365	0.0365	0.00%

*The Millage Rate is applied to the Taxable Value of the Property as Determined by the Property Appraiser Annually (Assessed Value – Exemptions = Taxable Value)*

- ***Within the Big Cypress Basin Represents a Combined Rate of 0.2177 or \$21.77 per \$100,000 of taxable value***
- ***Within the Okeechobee Basin Represents a Combined Rate of 0.2572 or \$25.72 per \$100,000 of taxable value.***

# Fiscal Year 2021-2022 Tentative Millage Rates Adoption Resolutions

## ➤ **Adopt Resolution 2021-0917:**

Adopt the District-wide Tentative Millage Rate (0.1061 mill) within the Okeechobee Basin and Big Cypress Basin of the South Florida Water Management District for Fiscal Year 2021-2022

## ➤ **Adopt Resolution 2021-0918:**

Adopt the Tentative Millage Rate for the Big Cypress Basin (0.1116 mill) within the Big Cypress Basin of the South Florida Water Management District for Fiscal Year 2021-2022

# Fiscal Year 2021-2022 Tentative Millage Rates Adoption Resolutions

## ➤ **Adopt Resolution 2021-0919:**

Adopt the Tentative Millage Rate for the Okeechobee Basin (0.1146 mill) within the Okeechobee Basin of the South Florida Water Management District for Fiscal Year 2021-2022

## ➤ **Adopt Resolution 2021-0920:**

Adopt the Tentative Millage Rate for the Everglades Construction Project (0.0365 mill) within the Okeechobee Basin of the South Florida Water Management District for Fiscal Year 2021-2022



Agricultural Privilege Tax Roll Certification

The header image is a collage of three photographs. The left photo shows several pink and white wading birds in a shallow body of water. The middle photo shows a large white water storage tank in an open field. The right photo shows a group of people in blue shirts standing in front of a building, with an American flag and a Florida state flag visible in the background.

# Everglades Agricultural Area And C-139 Basin

# Everglades Agricultural Area

- Number of Vegetable Deferral Applications: -0-
- 1996, 2000 & 2016 Deferrals Continue in Effect
  - Appendix A: 11,883.62 Acres
  - Appendix B: 6,186.43 Acres
  - Appendix C: 4,048.03 Acres
- Agricultural Privilege Tax Rate per acre \$25.00
- Total Taxable Acres 445,057.41
- Total Gross Non Ad Valorem Tax Revenue \$11,126,435.00
- Less: Budgeted Discount (\$445,057.00)
- Fiscal Year 2021-2022 Budgeted Revenue \$10,681,378.00

# Fiscal Year 2021 -2022 Everglades Agricultural Privilege Tax Resolution

## ➤ **Adopt Resolution 2021-0921**

Relating to the Everglades Agricultural Privilege Tax; providing the disposition of applications for classification as vegetable acreage; applying the deferral of agricultural privilege taxes for the 1996, 2000 and 2016 vegetable classified acreage; approving and certifying the Everglades Agricultural Privilege Tax Roll for 2021



## C-139 Basin

➤ Number of Vegetable Deferral Applications:	-0-
➤ Agricultural Privilege Tax Rate Per Acre	\$1.80
➤ Total Taxable Acres	<u>126,343.66</u>
➤ Total Gross Non Ad Valorem Tax Revenue	\$227,419.00
➤ Less: Budgeted Discount	<u>(\$9,097.00)</u>
➤ Fiscal Year 2021-2022 Budgeted Revenue	\$218,322.00



# Fiscal Year 2021-2022 C-139 Resolution

## ➤ Adopt Resolution 2021-0922

Relating to C-139 Agricultural Privilege Tax; providing the disposition of applications for classification as vegetable acreage; approving and certifying the C-139 Agricultural Privilege Tax Roll for 2021

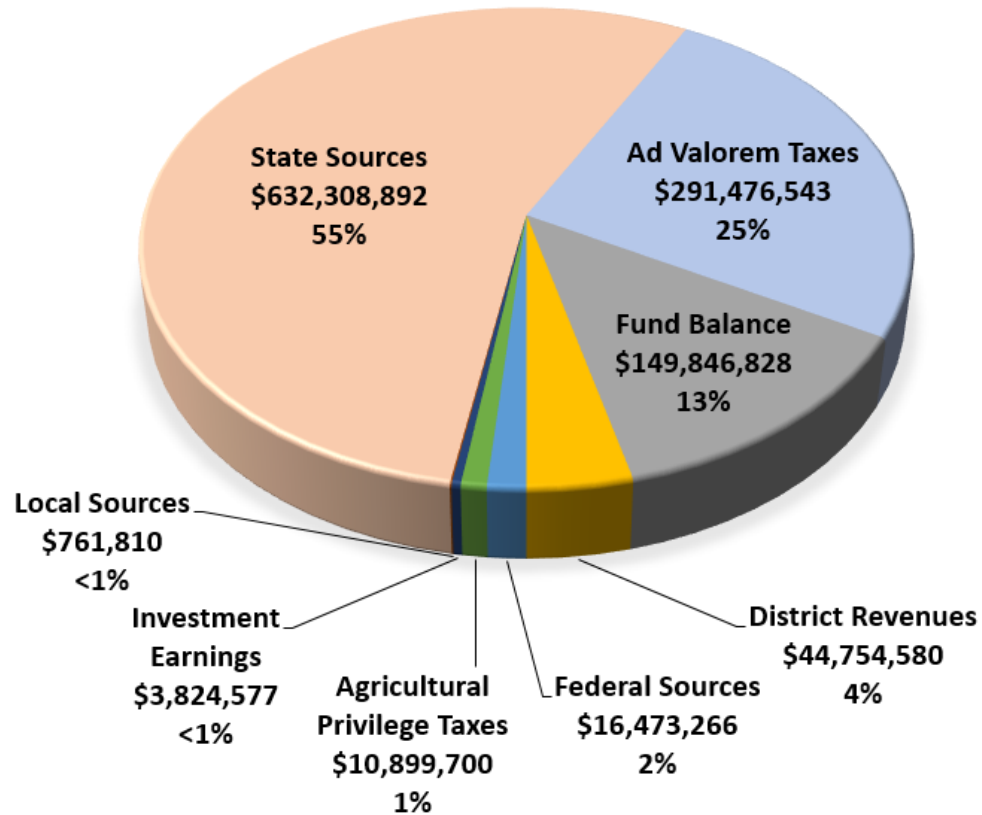


# Tentative Budget

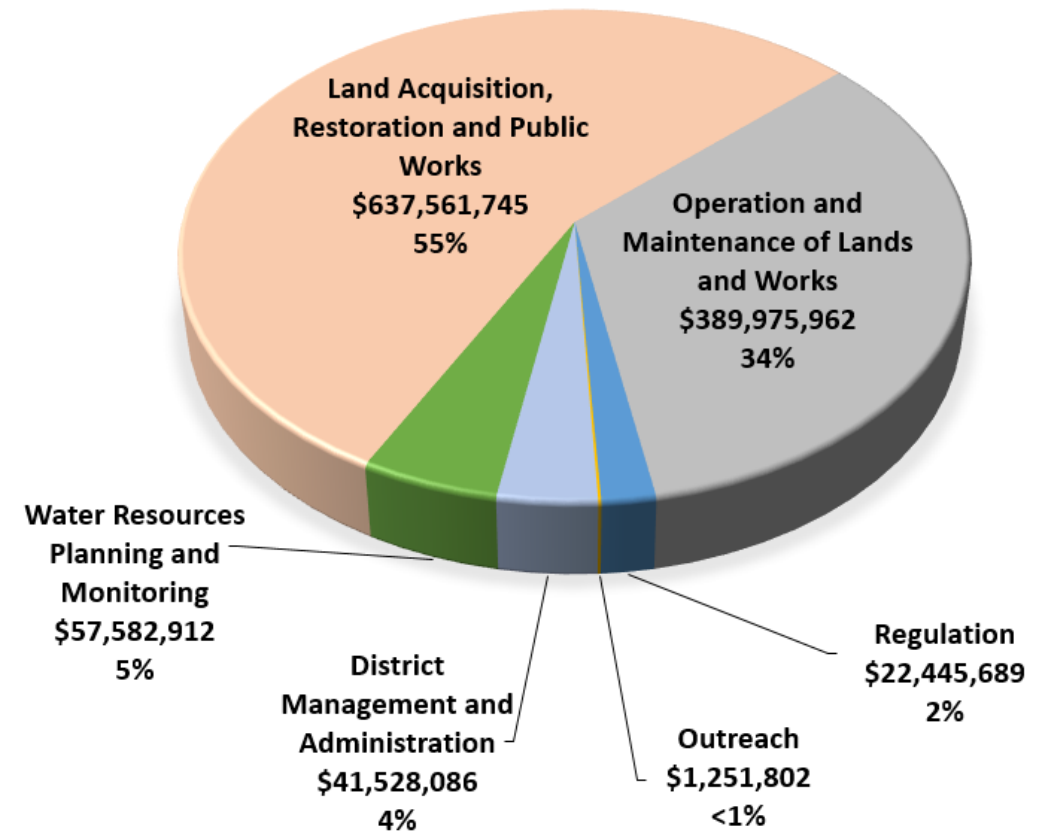
# Revenue and Expenditure Budget

# Fiscal Year 2021-2022 Tentative Budget \$1,150,346,196

FISCAL YEAR 2021-2022  
REVENUES BY SOURCE  
\$1,150,346,196



FISCAL YEAR 2021-2022  
EXPENSES BY PROGRAM  
\$1,150,346,196





# Comments on the Budget

- No Legislative Committee Chairs Comments Received to Date
  - Due September 5 of Each Year Pursuant to Section 373.536 Florida Statutes
  
- September 14, 2021 - Governor & Legislative Budget Commission comments due 5 business days before final Public Budget Hearing pursuant to Section 373.536 Florida Statutes
  - Final Hearing September 21, 2021 at 5:15 p.m.


# Fiscal Year 2021-2022 Tentative Budget Adoption Resolution

## ➤ **Adopt Resolution 2021-0923:**

Adopt the Tentative Budget of \$1,150,346,196 for Fiscal Year 2021-2022



Ecosystem Restoration



Flood Protection



Water Needs



Public Engagement

Thank You