

Restoration Strategies Operations Study

November 19, 2013



*Walter Wilcox
Section Leader
Hydrologic & Environmental Systems Modeling*

Study Background

The study “Development of Operational Guidance for FEB and STA and Regional Operation Plans”, commonly referred to as the RS Operations Study seeks to answer the following key questions:

- How can the FEBs be designed and operated to moderate phosphorus concentrations and optimize phosphorus loading rates and hydraulic loading rates entering the STAs, possibly in combination with water treatment technologies, or inflow canal management?
- What operational or design refinements could be implemented at existing STAs and future features (i.e., STA expansions, FEBs) to improve and sustain STA treatment performance.

Operations of the existing and planned infrastructure is a broad area of inquiry. The study approach for addressing this area takes the “long view” with multiple phases over the next 10 to 12 years.

Restoration Strategies Operational Considerations


- State of the STAs & FEBs
 - Achieve P Treatment Objectives
 - Constraints
- State of the regional system
- Flexibility and/or limitations in infrastructure or operational control
- Regulatory framework
- Temporal and spatial considerations
- Others...

EACH CONSIDERATION IS ITS OWN PUZZLE PIECE...

EXAMPLE CONTROL ROOM CONSIDERATIONS

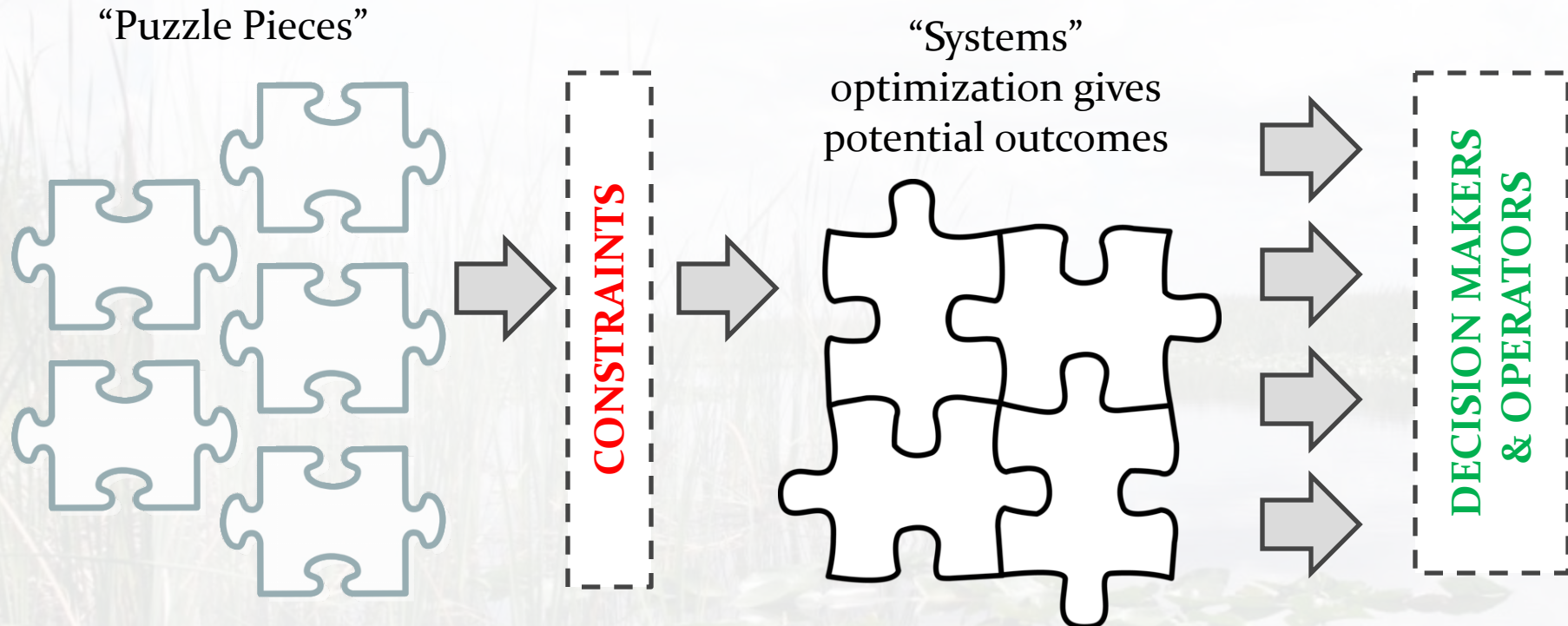
- Decision point: Water Managers / Technicians / ODSS / Others
- Pump operator shifts
- Temporal scale at which decisions need to be made
- Limitations in infrastructure / hydraulics
- Others

“SYSTEMS” THINKING AND OPTIMIZATION HELP US TO PUT THE PUZZLE PIECES TOGETHER TO PROVIDE INPUT TO DECISION MAKERS AND OPERATORS IN REAL TIME



- The primary goal is to develop a decision support system
- Likely this will wind up being a two-tiered system with constraints considered up front and then flexibility within allowable operations displayed in a risk/tradeoff context
- A “communications system” is envisioned that will explain and archive the rationale for decisions.

Example: A possible form of the decision support system



Note: A suite of potential outcomes is expected from the decision support system, likely characterized in a risk/tradeoff context.



EXAMPLE STA FIELD TESTING

Three parameters to match three physical characterizations of hydraulics

 γ

- Gamma characterizes wave speed

 α

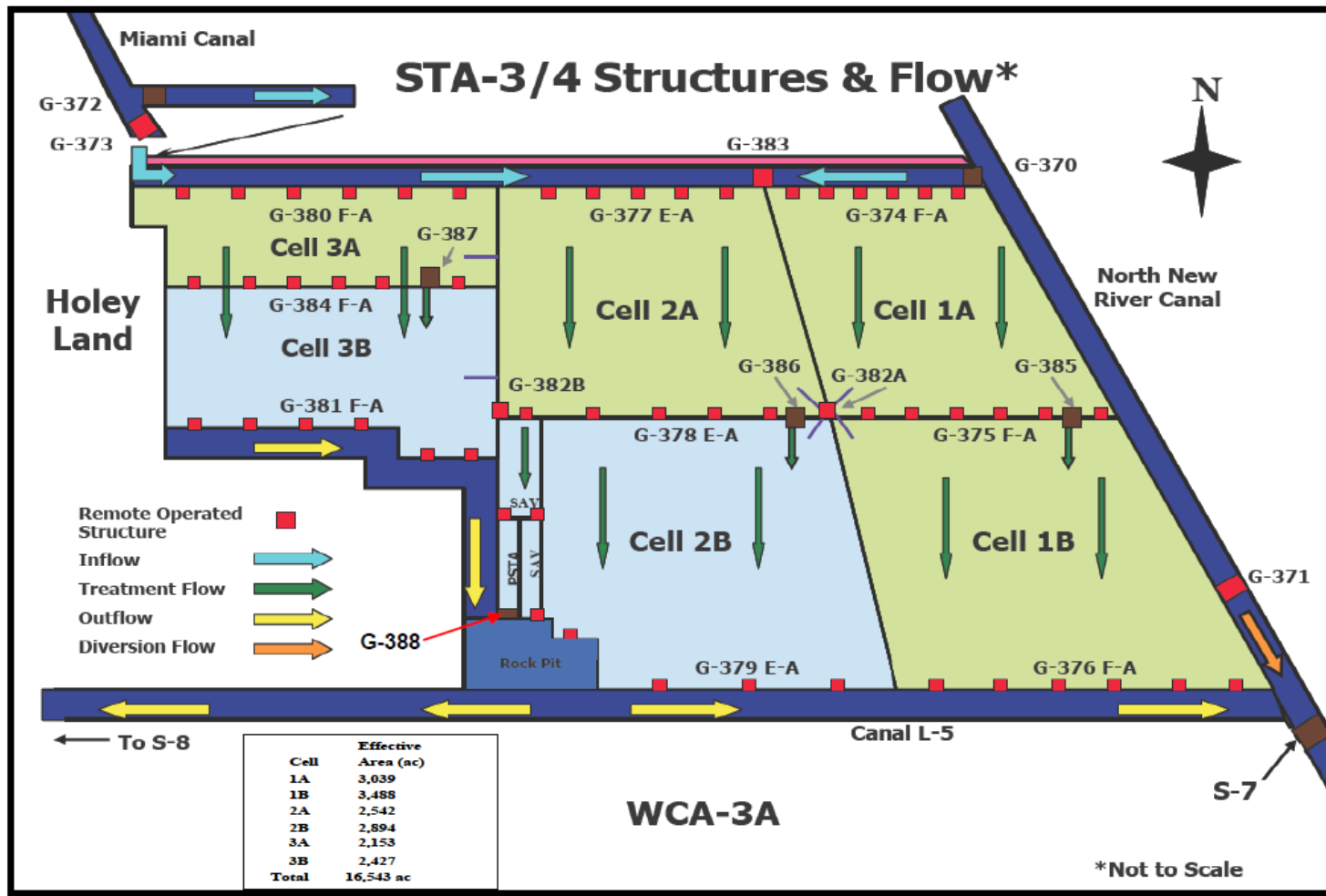
- Alpha characterized wave amplitude decay

 n_b

- Manning's constant characterizes the total discharge

$$q = \frac{1}{n_b} h^{1+\gamma} |s_f|^\alpha \text{sgn}(s_f)$$

Field Experiment Site STA_{3/4} (Cell 3A)



“Resistant” Emergent Vegetation



Example: WAVE experiment field tests

Clipboard
Font
Alignment
Number
Formatting as Table Styles
Cells

R9
fx

WaveBot v1.0

by Naiming wang and Jun Han HESM

Timed

Instant

Starting	
Date	1/14/2013
Time	9:00 AM
Target Setting	
Average	200
Amplitude	100
Period	110
Email	
To	moustafa@sfwmd.gov
CC	nwang@sfwmd.gov
Pump G372	
Current	RPM 721
Previous	RPM 721
Change	RPM 0

Example Results

$$q = q(h, s)$$

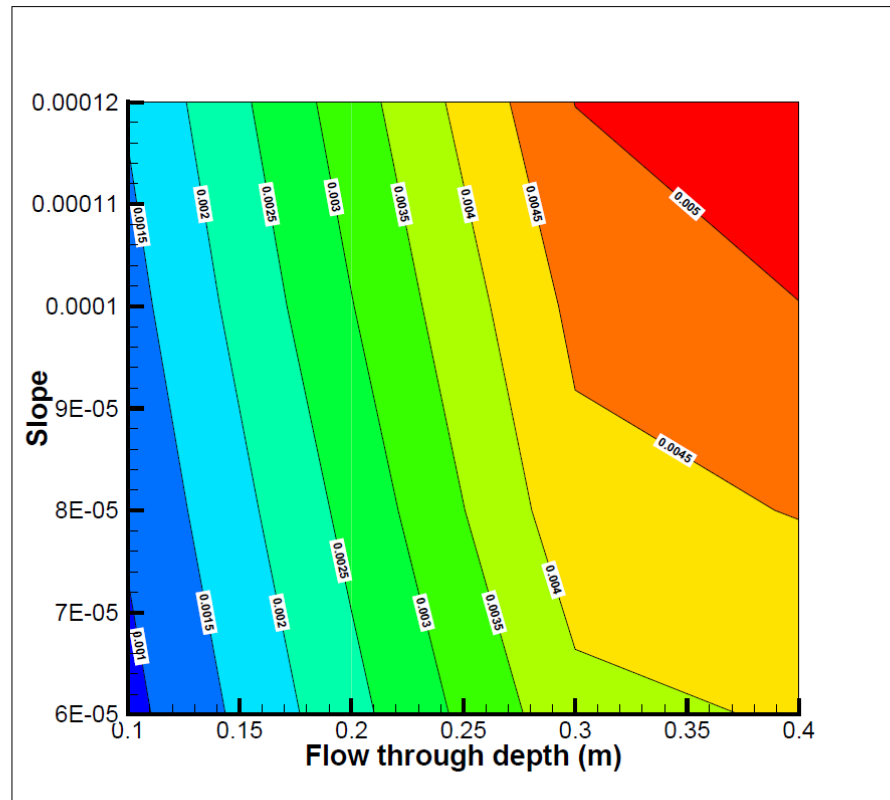


Figure 11.3: Vegetation resistance function developed using the results of the field test

The change in shape of the curves indicates a change from traditional “surface” flow to porous media flow (i.e. more like groundwater)

Questions?

