



Ecosystem Restoration



Flood Protection



Water Needs



Public Engagement

SFWMD Fiscal Year 2021-2022

July 15, 2021

July Proposed Tentative Budget Update & Proposed Millage Rates

Today's Discussion

➤ Fiscal Year 2021-2022 Proposed Tentative Budget Update

- Detailed Line-Item Budget on Website Under Budget & Finance Reports
- July Proposed Tentative Budget Status:
 - Revenue Sources Pie Chart Comparisons
 - Proposed Uses Pie Chart Comparisons
 - Proposed Millage Rates & Revenue Usage
- Budget Calendar – Next Steps



➤ **Board Action** - Request Governing Board to consider the Fiscal Year 2021-2022 proposed tentative budget update and approval of proposed millage rates for submission to property appraisers



Budget in Brief

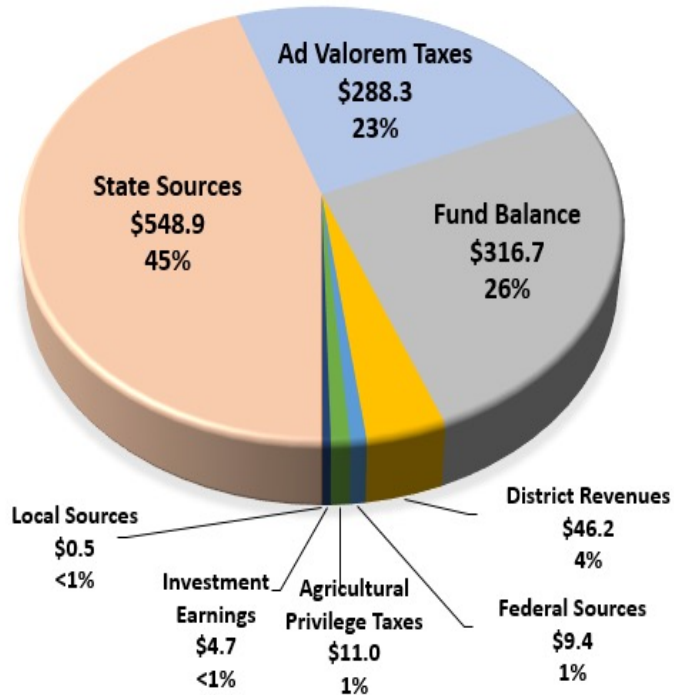
- **Proposed Tentative Fiscal Year 2021-2022 Budget \$1,159.0 million**

- **Proposed Tentative Fiscal Year 2021-2022 Budget is \$66.8 million or 5.4% less than Fiscal Year 2020-2021 Adopted Budget of \$1,225.8 million**
 - **Increase primarily due to:**
 - State Sources \$86.4 million
 - Ad Valorem Taxes \$14.3 million
 - Federal Sources \$1.5 million
 - Local Sources \$0.2 million
 - **Decrease primarily due to:**
 - Fund Balance \$166.9 million
 - District Revenues \$1.5 million
 - Investment Earnings \$0.8 million

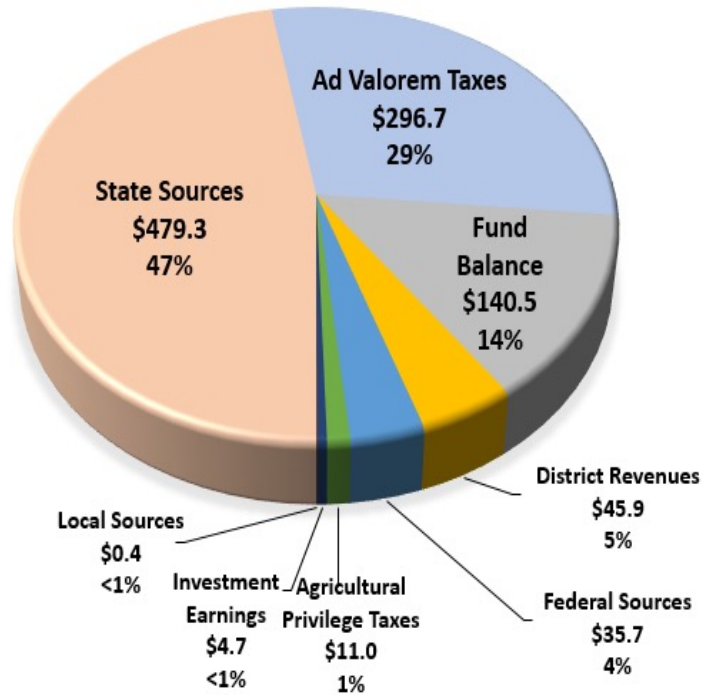
- **Proposed Tentative Fiscal Year 2021-2022 Budget is \$144.9 million or 14.3% higher than Fiscal Year 2021-2022 Preliminary Budget of \$1,014.1 million**
 - **Increase primarily due to:**
 - State Sources \$156 million
 - Fund Balance \$9.3 million
 - Ad Valorem Taxes \$6.0 million
 - Local Sources \$0.4 million
 - **Decrease primarily due to:**
 - Federal Sources \$24.8 million
 - District Revenues \$1.1 million
 - Investment Earnings \$0.9 million

Revenue Sources Overview / Comparison

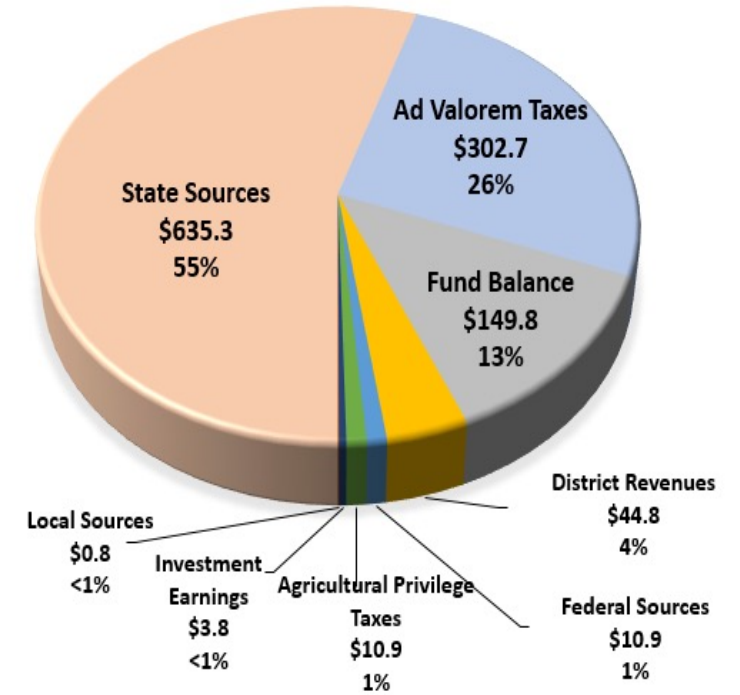
**FISCAL YEAR 2020-21
ADOPTED
\$1,225.8 MILLION**



**FISCAL YEAR 2021-22
PRELIMINARY
\$1,014.1 MILLION**



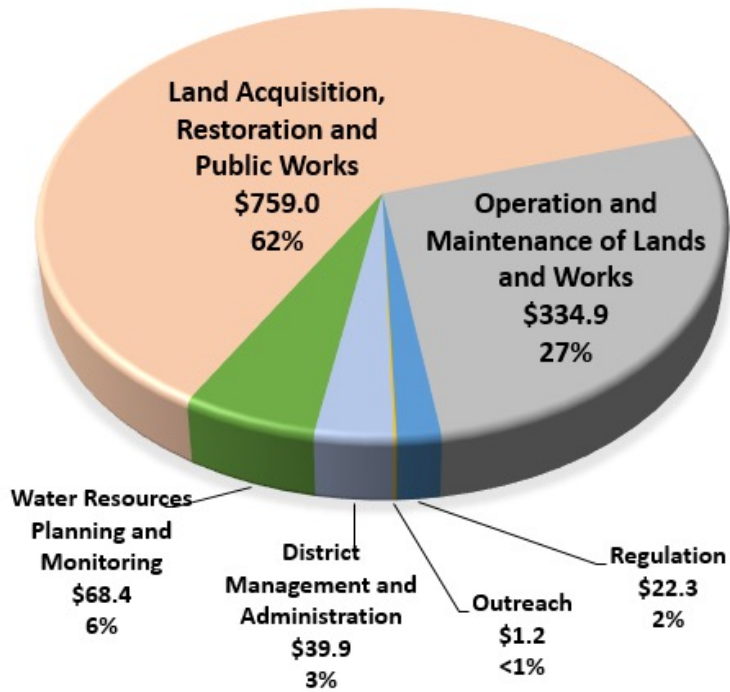
**FISCAL YEAR 2021-22
TENTATIVE
\$1,159.0 MILLION**



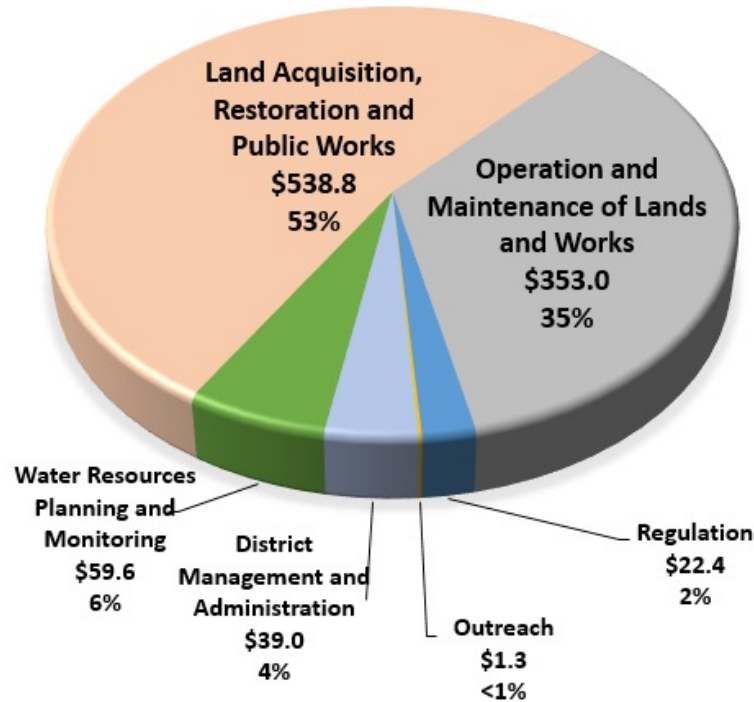
Note: Numbers may have rounding variances.

State Program Uses Overview / Comparison

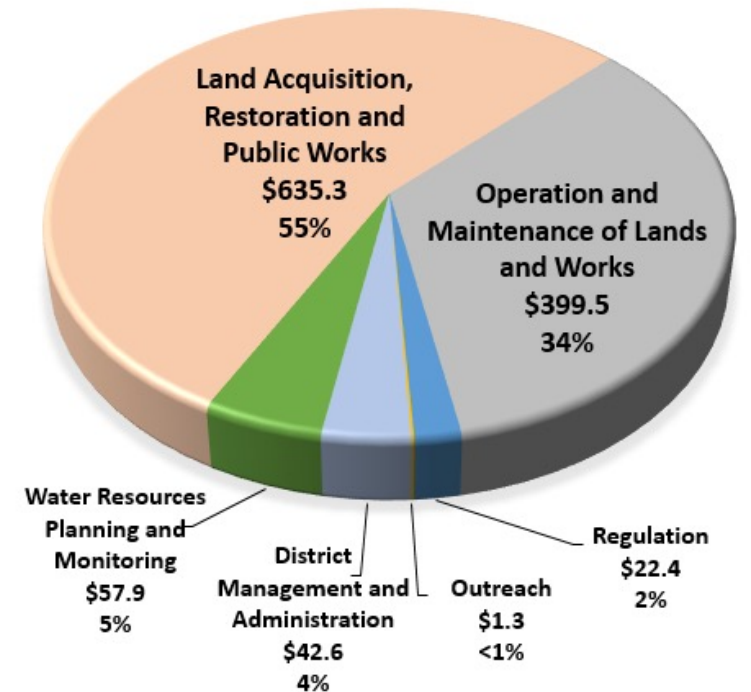
**FISCAL YEAR 2020-21
ADOPTED
\$1,225.8 MILLION**



**FISCAL YEAR 2021-22
PRELIMINARY
\$1,014.1 MILLION**



**FISCAL YEAR 2021-22
TENTATIVE
\$1,159.0 MILLION**



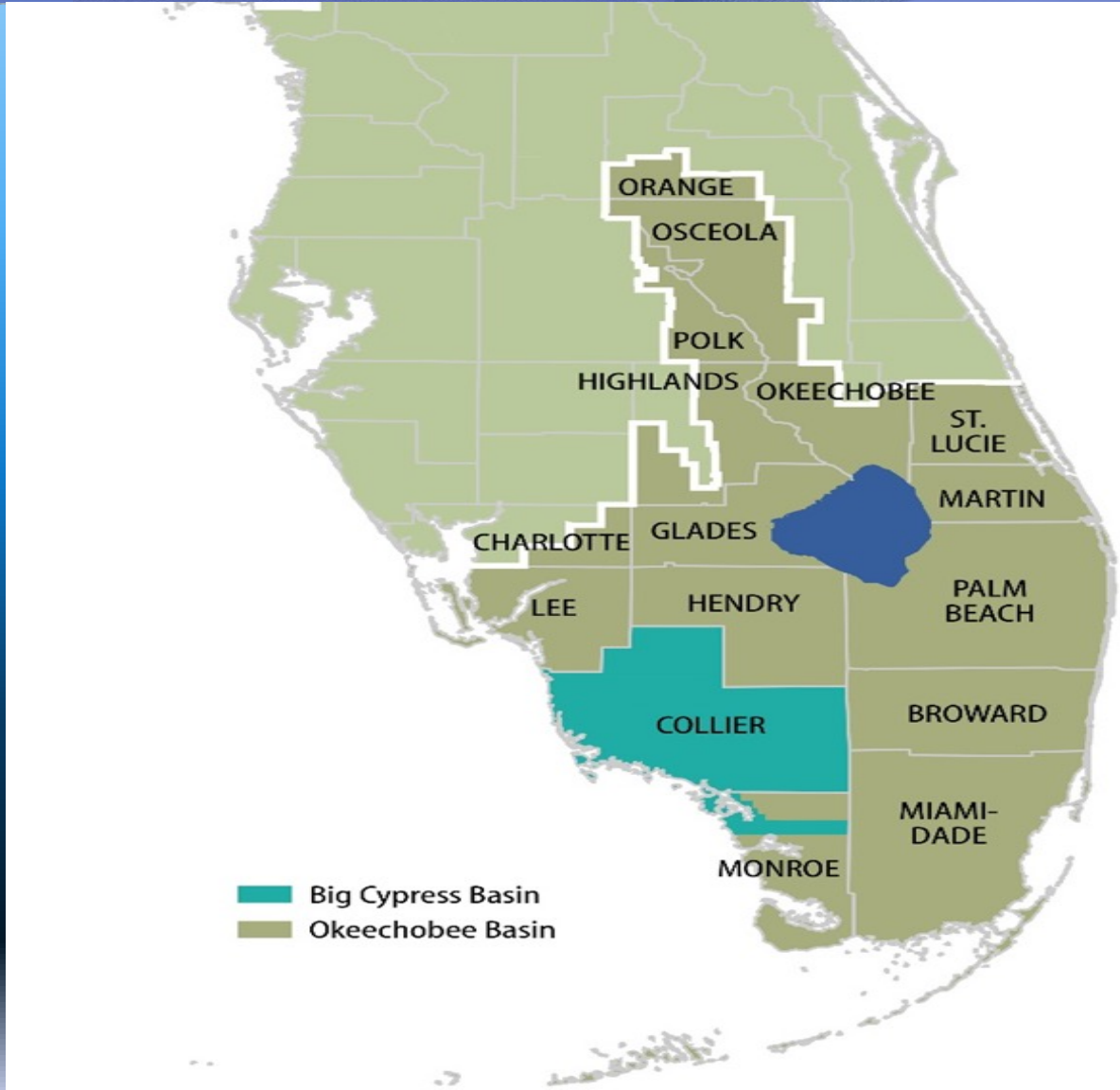
Note: Numbers may have rounding variances.



Fiscal Year 2021-2022
Proposed Tentative Budget Update

Ad Valorem Property Taxes
Millage Overview

Ad Valorem Taxing Basins



Fiscal Year 2021-2022 Ad Valorem Proposed Millage Rates

Millage Rates	Fiscal Year 2020-2021 Millage Rates	Fiscal Year 2021-2022 Proposed Millage Rates	Fiscal Year 2021-2022 Rolled-Back Millage Rates	Change from Rolled-Back to Proposed	% Change from Rolled-Back Millage Rates
District-wide	0.1103	0.1103	0.1061	0.0042	3.96%
Okeechobee Basin	0.1192	0.1192	0.1146	0.0046	4.01%
Everglades Construction Project	0.0380	0.0380	0.0365	0.0015	4.11%
Big Cypress Basin	0.1152	0.1116	0.1116	-0.0036	0.00%

The Millage Rate is applied to the Taxable Value of the Property as Determined by the Property Appraiser Annually (Assessed Value – Exemptions = Taxable Value)

	A	B	C	B-A	C-A
Ad Valorem Revenue	Fiscal Year 2020-2021 Adopted	Fiscal Year 2021-2022 At Proposed	Fiscal Year 2021-2022 At Rolled-Back	Variance From Proposed to Adopted	Variance From Rolled-Back to Adopted
District-wide	\$120,540,000	\$126,704,555	\$121,879,903	\$6,164,555	\$1,339,903
Okeechobee Basin	\$118,944,900	\$124,929,873	\$120,108,753	\$5,984,973	\$1,163,853
Everglades Construction Project	\$37,918,700	\$39,826,637	\$38,254,533	\$1,907,937	\$335,833
Big Cypress Basin	\$10,941,400	\$11,233,354	\$11,233,354	\$291,954	\$291,954
Total	\$288,345,000	\$302,694,419	\$291,476,543	\$14,349,419	\$3,131,543

Proposed Usage of \$14 Million Ad Valorem Revenues

- Continuation Revenues Support Infrastructure Demands Related to Flood Control Operations to Refurbish and Maintain the District's Aging Infrastructure to Continue to Provide Flood Protection and Water Supply and to Operate and Maintain New Everglades Restoration Infrastructure.
 - **\$7 million - Everglades Projects/Infrastructure Operations & Maintenance & Monitoring**
 - C-43 West Basin Storage Reservoir Pump Station
 - C-44 Reservoir & Stormwater Treatment Area
 - Picayune Strand – Recurring Funded with One-Time Funding in Current Year
 - BBCW L-31E Flowway Monitoring
 - Lakeside Ranch STA Phase II
 - Restoration Strategies Impact to Existing Infrastructure

 - **\$7 million - Flood Control – Repairs/Rehabilitation to 50+ Year Old Aging Infrastructure, Current Central and Southern Florida Flood Control (C&SF) and Stormwater Treatment Areas (STA) system**
 - Water Control Structures
 - Canal Bank Stabilization/Erosion
 - Pump Station Refurbishment

Budget Calendar Timeline – Next Steps

➤ August

- **August 1** - Submission of the District's Fiscal Year 2021-2022 Tentative Budget for Governor and Legislative Review
- **August 26** - Basin Board Meeting to Approve the Final Millage Rate and Fiscal Year 2021-2022 Budget

➤ September

- **September 5** - Consideration of Legislative comments on Tentative Budget
- **September 9:**
 - Governing Board Business Meeting Fiscal Year 2021-2022 Budget Update Presentation
 - 5:15 PM Governing Board Special Meeting First Budget Public Hearing pursuant to Section 200.065, Florida Statutes
 - consider for adoption, the Fiscal Year 2021-2022 Tentative Millage Rates and Budget
 - consider for adoption, the Non Ad Valorem Agricultural Privilege Tax Roll
- **September 14** - Governor & Legislative Budget Commission comments due 5 business days before final Public Budget Hearing
- **September 21** - 5:15 PM Governing Board Special Meeting Second Budget Public Hearing pursuant to Section 200.065, Florida Statutes
 - consider for adoption, the Fiscal Year 2021-2022 Final Millage Rates and Budget



Resolution

A Resolution of the Governing Board of the South Florida Water Management District to consider the Fiscal Year 2021-2022 proposed tentative budget update and approve submittal of the Fiscal Year 2021-2022 proposed millage rates to county property appraisers for inclusion in the notice of proposed property taxes.

- District-at-large: 0.1103 mills
- Okeechobee Basin: 0.1192 mills
- Everglades Construction Project: 0.0380 mills
- Big Cypress Basin: 0.1116 mills



Ecosystem Restoration



Flood Protection



Water Needs



Public Engagement

Questions