



Ecosystem Restoration



Flood Protection



Water Needs



Public Engagement

SFWMD Fiscal Year 2020-2021

July Proposed Tentative Budget Update & Proposed Millage Rates

July 9, 2020

Today's Discussion

- Fiscal Year 2020-2021 Proposed Tentative Budget Update
 - Detailed Line Item Budget on Website
 - Calendar of Milestones
 - July Proposed Tentative Budget Status:
 - Revenue Sources Pie Chart Comparisons & Table Variances
 - Proposed Uses Pie Chart Comparisons & Table Variances
 - Proposed Millage Rates

- **Board Action** - Request Governing Board approval of proposed millage rates for submission to property appraisers

Budget Calendar Timeline (Completed Milestones)

- **October 24** – Big Cypress Basin Board Meeting – Fiscal Year 2020-2021 Preliminary Budget Discussion
- **December 12** - Governing Board Regular Business Meeting
 - 2020-2025 Strategic Plan Approval
- **January**
 - **January 15** – Submitted the District’s Fiscal Year 2020-2021 Preliminary Budget for Legislative review pursuant to Section 373.535, Florida Statutes
 - Distribution includes President of the Senate, Speaker of the House of Representatives, Chairs of legislative committees and subcommittees with substantive or fiscal jurisdiction over water management districts
 - Board Briefings on Fiscal Year 2020-2021 Preliminary Budget
- **February 1** - Governing Board Regular Business Meeting
 - Presented Five-Year Capital Improvement Plan
- **March 1** – Received no Legislative comments on Fiscal Year 2020-2021 Preliminary budget
- **April 9** – 2020 Legislative Session Update
- **May**
 - **May 22** – Big Cypress Basin Board Meeting – Fiscal Year 2020-2021 Budget Update

Budget Calendar Timeline (Completed & Upcoming Milestones)

➤ June

- **June 29** – Governor DeSantis Signed and Approved FY2020-2021 State Budget

➤ July

- **July 1** - Received Certified Taxable Values Due from all 16 Counties
- **July 2 - 6** – Verify Certified Taxable Values and Calculate Results
 - Update Revenues & Expenditures Accordingly
- **July 6** - Basin Board meeting – Fiscal Year 2020-2021 Proposed Tentative Millage and Budget
- **July 9** - Governing Board Meeting -
 - Provide Governing Board Fiscal Year 2020-2021 Proposed Tentative Budget Update
 - *Pursuant to Section 373.536, Florida Statutes “on or before July 15 of each year submit for consideration by the Governing Board a Tentative Budget”*
 - Proposed Millage Rate Approval for Submission to each county Property Appraiser
 - Pursuant to Section 200.065, Florida Statutes - Statutory Deadline of August 4
- **July 10 & 13** - Submission of the District’s Fiscal Year 2020-2021 Draft Tentative Budget to Department of Environmental Protection

Budget Calendar Timeline (Upcoming Milestones) Cont....

➤ August

- **August 1** - Submission of the District's Fiscal Year 2020-2021 Tentative Budget for Governor and Legislative review
- **August 13** – Governing Board Regular Business Meeting Fiscal Year 2020-2021 Budget Presentation Highlights
- **August 27** - Basin Board meeting to approve the Final Millage Rate and Fiscal Year 2020-2021 budget

➤ September

- **September 5** - Consideration of Legislative comments on Tentative Budget
- **September 10:**
 - Governing Board Business Meeting Fiscal Year 2020-2021 Budget Update Presentation
 - 5:15 PM Governing Board Special Meeting First Budget Public Hearing pursuant to Section 200.065, Florida Statutes
 - consider for adoption, the Fiscal Year 2020-2021 Tentative Millage Rates and Budget
 - consider for adoption, the Non Ad Valorem Agricultural Privilege Tax Roll
- **September 15** - Governor & Legislative Budget Commission comments due 5 business days before final Public Budget Hearing
- **September 22** - 5:15 PM Governing Board Special Meeting Second Budget Public Hearing pursuant to Section 200.065, Florida Statutes
 - consider for adoption, the Fiscal Year 2020-2021 Final Millage Rates and Budget

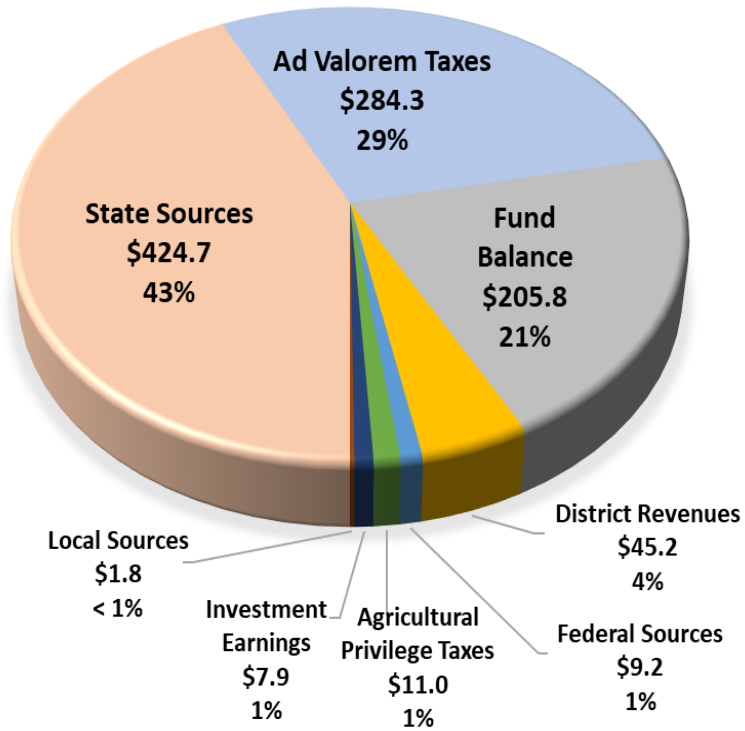


Budget in Brief

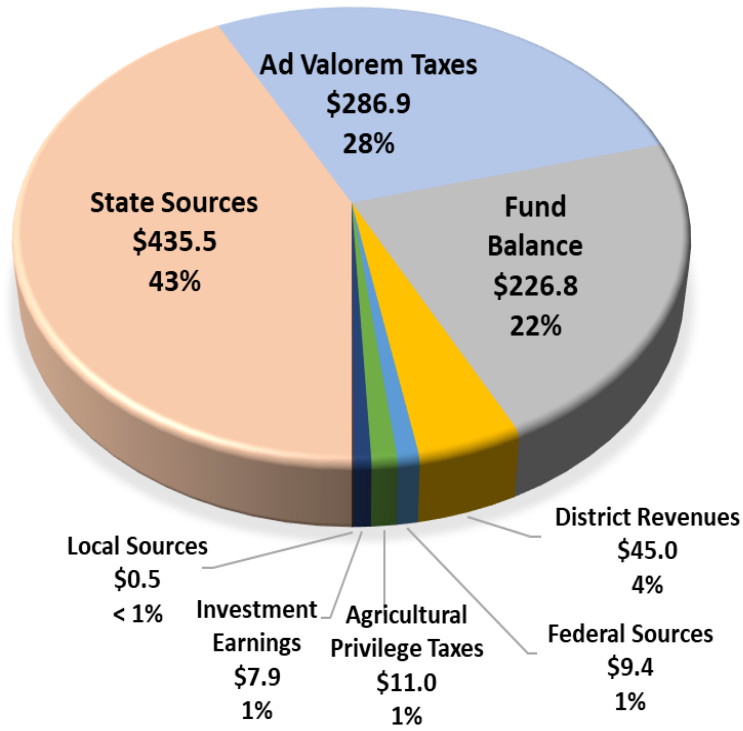
- **Proposed Tentative Fiscal Year 2020-2021 Budget \$1,186.7 million**
- **Proposed Tentative Fiscal Year 2020-2021 Budget is \$196.9 million or 19.9% higher than Fiscal Year 2019-2020 Adopted Budget of \$989.8 million**
 - **Increase primarily due to:**
 - State Sources \$87.5 million
 - Fund Balance \$108.5 million
 - Ad Valorem Taxes \$4.1 million
 - District Revenues \$1.1 million
 - Federal Sources \$0.2 million
 - **Decrease primarily due to:**
 - Investment Earnings \$3.2 million
 - Local Sources \$1.3 million
- **Proposed Tentative Fiscal Year 2020-2021 Budget is \$163.6 million or 16.0% higher than Fiscal Year 2020-2021 Preliminary Budget of \$1,023.1 million**
 - **Increase primarily due to:**
 - State Sources \$76.7 million
 - Fund Balance \$87.5 million
 - Ad Valorem Taxes \$1.4 million
 - District Revenues \$1.2 million
 - **Decrease primarily due to:**
 - Investment Earnings \$3.2 million reduction

Revenue Sources Overview / Comparison

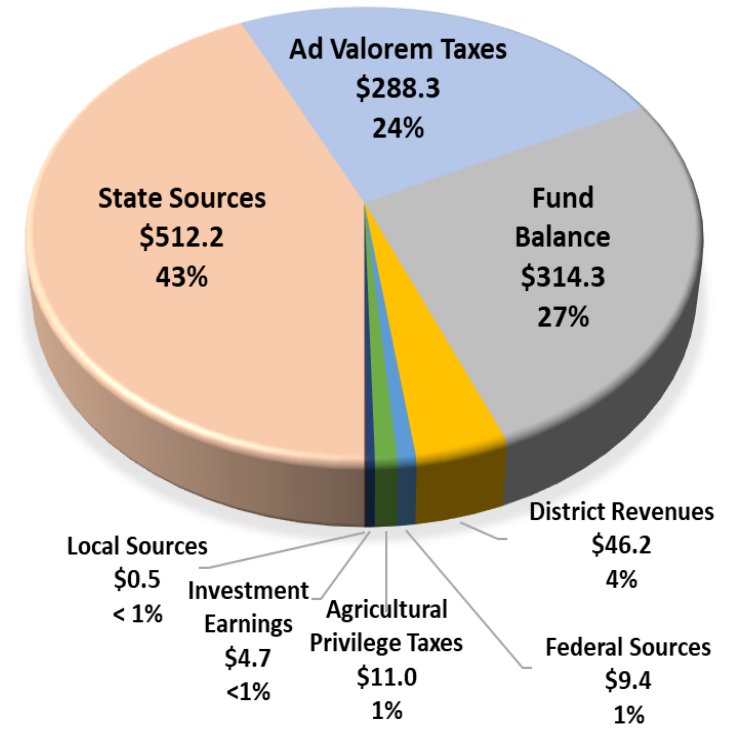
**FISCAL YEAR 2019-20
ADOPTED
\$989.8 MILLION**



**FISCAL YEAR 2020-21
PRELIMINARY
\$1,023.1 MILLION**



**FISCAL YEAR 2020-21
TENTATIVE
\$1,186.7 MILLION**



Note: Numbers may have rounding variances.

Revenue Sources by Category Comparison

	A	B	C	C - A	C - B
Revenue Category	Fiscal Year 2019-20 Adopted	Fiscal Year 2020-21 Preliminary	Fiscal Year 2020-21 Tentative	Variance from FY21 Tentative to FY20 Adopted	Variance from FY21 Tentative to FY21 Preliminary
State Sources	\$424,711,718	\$435,535,207	\$512,204,579	\$87,492,861	\$76,669,372
Ad Valorem Taxes	\$284,266,900	\$286,938,400	\$288,345,000	\$4,078,100	\$1,406,600
Fund Balance	\$205,773,185	\$226,773,544	\$314,260,698	\$108,487,513	\$87,487,154
District Revenues	\$45,154,307	\$45,020,185	\$46,241,083	\$1,086,776	\$1,220,898
Federal Sources	\$9,155,354	\$9,411,305	\$9,395,931	\$240,577	(\$15,374)
Agricultural Privilege Taxes	\$11,045,990	\$11,045,000	\$10,987,990	(\$58,000)	(\$57,010)
Investment Earnings	\$7,860,000	\$7,877,123	\$4,697,608	(\$3,162,392)	(\$3,179,515)
Local Sources	\$1,829,200	\$469,200	\$529,200	(\$1,300,000)	\$60,000
Grand Total	\$989,796,654	\$1,023,069,964	\$1,186,662,089	\$196,865,435	\$163,592,125

2020 Session Continued Record State Appropriated Funding \$386 Million

➤ \$382M for Continued Improvements for Water Quality, Quantity and Supply

- Everglades Restoration \$318.6M
 - Comprehensive Everglades Restoration Plan (CERP) \$169.9M
 - EAA Reservoir \$64M
 - Restoration Strategies \$32.7M
 - Northern Everglades and Estuaries Protection Program \$47M
 - Dispersed Water Storage \$5M
- Lake Okeechobee Watershed Protection Restoration Project \$50M
- Alternative Water Supply Potential DEP Grant Funding \$12M
- Expanded Monitoring Potential DEP Grant Funding \$1.5M

➤ Land Management \$2.3M

➤ Alligator Alley Tolls \$2.1M

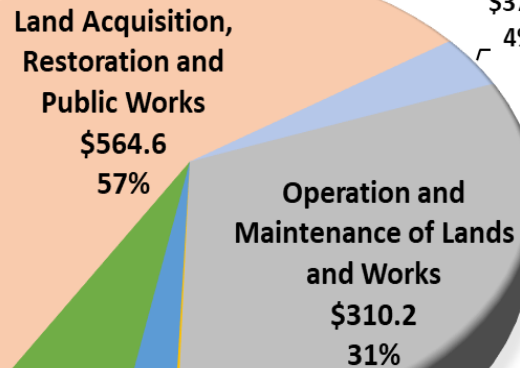
State Program Uses Overview / Comparison

FISCAL YEAR 2019-20

ADOPTED

\$989.8 MILLION

District Management and Administration
\$37.7
4%

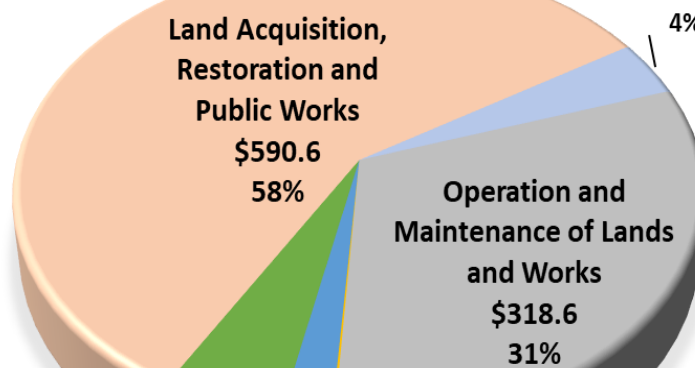


FISCAL YEAR 2020-21

PRELIMINARY

\$1,023.1 MILLION

District Management and Administration
\$39.3
4%

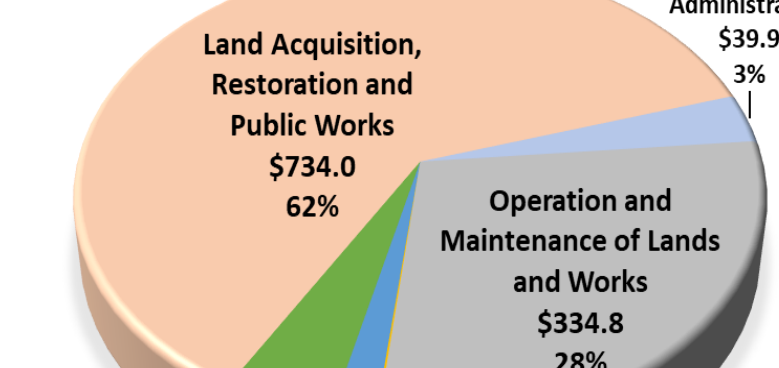


FISCAL YEAR 2020-21

TENTATIVE

\$1,186.7 MILLION

District Management and Administration
\$39.9
3%



Note: Numbers may have rounding variances.

State Program Uses Comparison

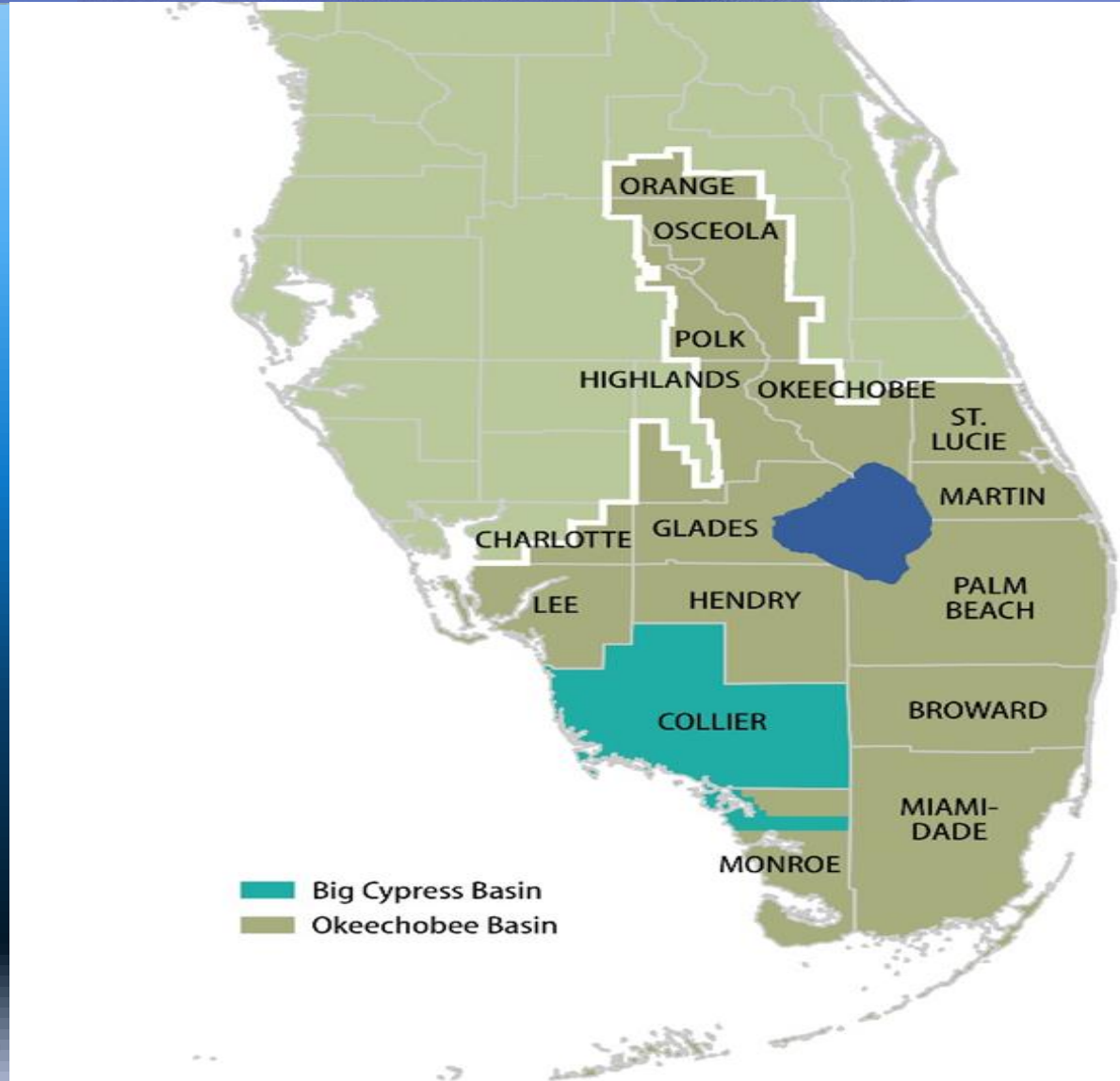
	A	B	C	C - A	C - B
State Program	Fiscal Year 2019-20 Adopted	Fiscal Year 2020-21 Preliminary	Fiscal Year 2020-21 Tentative	Variance from FY21 Tentative to FY20 Adopted	Variance from FY21 Tentative to FY21 Preliminary
Land Acquisition, Restoration and Public Works	\$564,625,144	\$590,556,264	\$733,973,649	\$169,348,505	\$143,417,385
District Management and Administration	\$37,674,589	\$39,257,328	\$39,936,973	\$2,262,384	\$679,645
Operation and Maintenance of Lands and Works	\$310,215,112	\$318,569,940	\$334,770,538	\$24,555,426	\$16,200,598
Outreach	\$1,214,274	\$1,138,475	\$1,247,005	\$32,731	\$108,530
Regulation	\$21,767,846	\$21,924,377	\$22,298,386	\$530,540	\$374,009
Water Resources Planning and Monitoring	\$54,299,689	\$51,623,580	\$54,435,538	\$135,849	\$2,811,958
Grand Total	\$989,796,654	\$1,023,069,964	\$1,186,662,089	\$196,865,435	\$163,592,125



Fiscal Year 2020-2021
Proposed Tentative Budget Update

Ad Valorem Property Taxes
Millage Overview

Ad Valorem Taxing Basins



Ad Valorem Budgeted Revenue Trend

Budgeted Revenue (Discounted)	Fiscal Year 2016-17	Fiscal Year 2017-18	Fiscal Year 2018-19	Fiscal Year 2019-20	Fiscal Year 2020-21	Variance FY2019-20 to FY2020-21
Baseline Revenue	\$266.9	\$269.5	\$274.0	\$280.2	\$284.2	\$4.0
Value Adjustment Board Impact	(2.2)	(1.5)	(1.8)	(2.0)	(2.0)	0.0
New Construction	4.8	6.0	5.1	6.0	6.1	0.1
Total Budgeted at Discounted Rate of 95% or 96%	\$269.5	\$274.0	\$277.3	\$284.2	\$288.3	\$4.1

FY2019-20 Base includes an additional \$2.9M ($\$277.3 + \$2.9 = \280.2) due to budgeting at a discounted rate of 96% versus 95%. FY2020-21 continued budgeting at a discounted rate of 96%. Prior Fiscal Years were budgeted at a discounted rate of 95%.

Note: Numbers may have rounding variances.

Ad Valorem Millage Rates Okeechobee Basin

Millage Rates	Fiscal Year 2019-2020 Millage Rates	Fiscal Year 2020-2021 Proposed Rolled-Back Millage Rates	Change from Prior Year Adopted to Proposed	% Change from Rolled-Back Millage Rates
District-wide	0.1152	0.1103	(0.0049)	0.00%
Okeechobee Basin	0.1246	0.1192	(0.0054)	0.00%
Everglades Construction Project	0.0397	0.0380	(0.0017)	0.00%
Okeechobee Basin Total Millage Rate	0.2795	0.2675	(0.0120)	0.00%

Ad Valorem Millage Rates Big Cypress Basin

Millage Rates	Fiscal Year 2019-2020 Millage Rates	Fiscal Year 2020-2021 Proposed Rolled-Back Millage Rates	Change from Prior Year Adopted to Proposed	% Change from Rolled-Back Millage Rates
District-wide	0.1152	0.1103	(0.0049)	0.00%
Big Cypress Basin	0.1192	0.1152	(0.0040)	0.00%
Big Cypress Basin Total Millage Rate	0.2344	0.2255	(0.0089)	0.00%



Resolution

A Resolution of the Governing Board of the South Florida Water Management District to approve submittal of the Fiscal Year 2020-2021 proposed millage rates to county Property Appraisers for inclusion in the notice of proposed property taxes.

- District-at-large: 0.1103 mills
- Okeechobee Basin: 0.1192 mills
- Everglades Construction Project: 0.0380 mills
- Big Cypress Basin: 0.1152 mills



Ecosystem Restoration



Flood Protection



Water Needs



Public Engagement

Questions